

Heavy Vehicle Movement Report: Use of Wirega Ave & Garema Circuit at Kingsgrove

Project Name: WestConnex New M5

Project number:	15.7020.2597
Document number:	M5N-TM-RPT-KGD-0001
Revision date:	20/01/2017
Revision:	03

Document Approval

Rev.	Date	Prepared by	Reviewed by	Recommended by	Approved by	Remarks
01	09/08/16	██████████	██████████	██████████	██████████	
02	19/09/16	██████████	██████████	██████████	██████████	
03	20/01/17	██████████	██████████	██████████	██████████	
Signature:						

Details of Revision Amendments

Document Control

The Project Director is responsible for ensuring that this Strategy is reviewed and approved. The Engineering and Design Director is responsible for updating this Strategy to reflect changes to the Project, legal and other requirements, as required.

Amendments

Any revisions or amendments must be approved by the Project Director before being distributed or implemented.

Revision Details

Revision	Details
01	Prepared for Secretary Approval
02	Updated with Comments from Department of Planning & Environment and City of Canterbury Bankstown Council
03	Section 4.12 in the Construction Traffic Noise Assessment has been updated as outlined in the Department of Planning & Environment Approval letter.

Contents

1. Project Overview	5
1.1. Project Description	5
1.2. Purpose and Scope of this Plan	6
1.3. Justification for Heavy Vehicles via Local Roads	7
2. Environmental Impact Statement Review	8
2.1. Traffic and Transport Plan	8
2.2. Traffic Movement Inputs and Results	8
2.3. Identification of Sensitive Receivers	8
3. Traffic Management & Methodology Review	9
3.1. Current Traffic Data	9
3.2. Traffic Count Results	10
3.3. Revised Traffic Management for C1 Compound	11
3.4. Construction Traffic Noise Assessment Summary	14
3.4.1. Construction Traffic Noise Assessment Criteria	14
3.4.2. Construction Traffic Noise Assessment Results	15
3.4.3. Construction Traffic Noise Assessment Mitigation Measures	15
4. Stakeholders	16
4.1. Consultation	16
4.2. Consultation Objective	16
4.3. Affected Stakeholders	16
4.4. Communication and Consultation Activities	17
4.5. Outcome of Consultation	18
4.6. Monitoring and Reporting	18
4.7. City of Canterbury Bankstown Council Consultation	18
4.8. Next Steps	19
5. Conclusion	20
Appendix A: Existing Traffic Data for Wirega Avenue	21
Appendix B: Existing Traffic Data for Garema Circuit	41
Appendix C: Construction Traffic Noise Assessment: Wirega Avenue and Garema Circuit, Kingsgrove	61
Appendix D: Community Consultation Summary	123
Appendix E: Consultation Materials	132
Appendix F: City of Canterbury Bankstown Council Consultation	136

Table of Figures

Figure 1: WestConnex Project Map	5
Figure 2: C1 Compound in relation to Tunnel & Surface Works	7
Figure 3: Traffic Counter Locations (shown in blue)	9
Figure 4: Traffic Counters in Wirega Avenue	10
Figure 5: Close up picture in Wirega Avenue.....	10
Figure 6: Heavy Vehicle routes for C1 Compound Utilising Local Roads.....	12
Figure 7: Properties Consulted Regarding Construction Access.....	16

Table of Tables

Table 1: EIS Traffic Number Summary	8
Table 2: EIS Construction Road Traffic Noise Impact.....	8
Table 3: Wirega Avenue Light Vehicle Count Summary	10
Table 4: Wirega Avenue Heavy Vehicle Summary	10
Table 5: Garema Circuit Light Vehicle Summary	11
Table 6: Garema Circuit Heavy Vehicle Summary.....	11
Table 7: Heavy Vehicle Results for Wirega Avenue and Garema Circuit.....	11
Table 8: Summary of Activities and Access Points	13
Table 9: Revised 24hr Period Vehicle Figures for C1 access via Wirega & Garema	14
Table 10: Predicted Noise Level Results	15
Table 11: Identified Properties Consulted Along Heavy Vehicle Route	17
Table 12: CDS-JV Response to City of Canterbury Bankstown Council	19
Table 13: Noise Comparison	20

1. Project Overview

1.1. Project Description

WestConnex is one of the NSW Government's key infrastructure projects which aims to ease congestion, create jobs and connect communities. It is the largest integrated transport and urban revitalisation project in Australia.

The 33 kilometre project was a key recommendation of the State Infrastructure Strategy released in October 2012. It brings together a number of important road projects which together form a vital link in Sydney's Orbital Network. They include a widening of the M4 east of Parramatta, a duplication of the M5 East and new sections of motorway to provide a connection between the two key corridors.

Figure 1: WestConnex Project Map



WestConnex will support Sydney's long term growth and boost the city's economic productivity. It will:

- Provide quicker, more reliable trips between Western Sydney and the Port Botany/Sydney Airport precinct to support Sydney's urban freight task
- Help distribute traffic across the wider road network, removing bottlenecks and relieving congestion for local trips
- Provide better connections along the M4 and M5 corridors to cater for the forecast growth in employment and population along these routes
- Allow urban revitalisation and increase opportunities for active and public transport along and across Parramatta Road.

In November 2015, the Sydney Motorway Corporation (SMC) awarded the CPB Contractors Dragados Samsung Joint Venture (CDS-JV) the contract for the design and construction of Stage 2 – New M5. The New M5 will run from the existing M5 East corridor at Beverly Hills via a tunnel to St Peters, providing improved access to the airport, south Sydney and Port Botany precincts.

Key features of the New M5 include:

- New twin tunnels which are higher, wider and flatter. These will more than double capacity along the M5 East corridor and provide motorway access to north of Sydney Airport
- A new interchange at an industrial site at St Peters, which reduces the impact on nearby residential areas
- Connections from the interchange to key roads in the area, including Campbell Road/Street, Euston Road and across the canal to Bourke Road
- Widening of Campbell Road/Street and Euston Road through existing road widening reservations
- Western tunnel entry and exit points at Kingsgrove.

Stage 2 of WestConnex is being accelerated following an historic funding agreement signed by the Australian and New South Wales Governments in May 2014.

This has allowed work to start on the M5 - King Georges Road Interchange upgrade.

The duplication of the M5 East corridor will improve travel times and reliability for the 100,000 motorists which use this key route every day.

It will allow for improved movement of freight to and from the Port Botany area and provide an express route between Western Sydney and Sydney Airport once WestConnex is completed.

1.2. Purpose and Scope of this Plan

The State Significant Infrastructure (SSI) Ministers Conditions of Approval (CoA) for the SSI6788, Condition D46 states:

“Unless otherwise approved by the Secretary, heavy vehicle movements associated with the construction of the SSI are not permitted to use Wirega Avenue and Garema Circuit at Kingsgrove, or any other local road not identified for use in the documents referred to in conditions A2(b) and A2(c), unless approved by the Secretary. When seeking the Secretary’s approval for use of such local roads, justification must be provided as to why use of the local road(s) is the only feasible and reasonable route along with details on how impacts on surrounding sensitive receivers will be managed.”

CDS-JV has prepared this document to seek approval from the Secretary to use local roads for access to the C1 – Kingsgrove North Construction Compound (including Wirega Avenue and Garema Circuit) to enable construction of the SSI. This document details the following:

- The review of the Environmental Impact Statement (EIS) and inputs into the report;
- Review of current traffic conditions in Wirega Avenue and Garema Circuit;
- A completed Construction Traffic Noise Assessment, including updated traffic numbers, routes; and
- The mitigation measures that will be employed to manage heavy vehicle movements and traffic noise for sensitive receivers in this area.

1.3. Justification for Heavy Vehicles via Local Roads

In accordance with the EIS, CDS-JV's tender methodology for the construction of the Western Surface Works and the tunnels at Kingsgrove allowed for access via Garema Circuit and Wirega Avenue in conjunction with the existing M5.

As a result of Condition D46, CDS-JV have reviewed the traffic numbers, haulage routes and construction methodology to determine if all heavy vehicle access via the existing M5 is feasible during all aspects of the construction phase. While it is possible during later stages of the project, during the mechanical and electrical fit out and commissioning periods, this is not possible during cut and cover construction, tunnel excavation and tunnel civil fit out periods due to:

- The design of the cut and cover and dive structure has not allowed for this methodology;
- No access around the piling rigs as they construct the cut and cover tunnel and dive structure;
- Limited access around the construction of the concrete structure of the Eastbound cut and cover and dive structure;
- Continuing traffic switches and sequences limiting access on and off the M5 to the C1 Tunnel Compound and cut and cover construction sites and;
- Loss of surety of supply of critical material deliveries due to the restrictions of peak traffic volumes and traffic incidents on the existing M5.

As a result of these constraints, access cannot always be maintained to the work site. Figure 2 below, shows the close proximity of the C1 Tunnel Compound (orange), cut and cover tunnel (red) and the Eastbound tunnel (blue) to the existing M5.

Figure 2: C1 Compound in relation to Tunnel & Surface Works



Additionally, the increased number of vehicles from the M5:

- Increased safety risk due to greater interface between adjoining teams; and
- Greater number of vehicle movements transitioning off and onto high speed traffic environment.

The impact if access is not available via Garema Circuit, is an approximate 6 month delay to the opening of the project as detailed in the Contractors Change Proposal in relation to the Minister's Conditions of Approval.

2. Environmental Impact Statement Review

2.1. Traffic and Transport Plan

Chapter 9 of the WestConnex New M5 Environmental Impact Statement (EIS)¹ contains the traffic routes and volumes for the C1 compound.

2.2. Traffic Movement Inputs and Results

After the CoA were received, a review of the EIS was completed to determine if the traffic assessment and predictions contained in the report were correct. Table 1 is a summary of Table 9-25 from Chapter 9 of the EIS.

Table 1: EIS Traffic Number Summary

Construction Route Number	Vehicle Type	Access Point	Daily Vehicles	AM Peak (Vehicles per hour)	PM Peak (Vehicles per hour)
Route 1	Light	Garema Circuit (Left in, left out)	452	14	12
	Heavy		672	21	19
Route 2	Light	Garema Circuit (Left in, left out)	452	14	12
	Heavy		672	21	19
Route 3	Light	M5 East Motorway	86	3	2
	Heavy		631	20	18
Total (Route 1, 2 & 3)	Light	Garema Circuit & M5 East Motorway	989	31	26
	Heavy		1,975	62	56

The EIS identified that the primary access to C1 was via Garema Circuit and the secondary access via the existing M5 East Motorway. The roads utilised to travel to the primary access point were Kingsgrove Road, Moorefields Road, Wirega Avenue and Garema Circuit.

Based on the figures above, Table 12-42 to Table 12-45, in Chapter 12 of the EIS, Construction Road Traffic Noise Increases were determined for Wirega Avenue (Table 2). There is no specific criteria for construction generated road traffic noise; however, the Road Noise Policy² states that any increase should be limited to 2 dB(A) above the conditions prior to construction. This increase would be considered a minor impact to the sensitive receivers. However, the increases identified in the EIS from construction traffic is excessively above the limit of 2 dB(A).

Table 2: EIS Construction Road Traffic Noise Impact

Construction Noise Increase	Table	Relative Noise Increase from Project Construction Traffic (dB(A))
AM Peak Period	12-42	3.1
PM Peak Period	12-43	2.8
AM Off-Peak Period	12-44	6.4
PM Off-Peak Period	12-45	10.5

2.3. Identification of Sensitive Receivers

A key component of the use of heavy vehicles is to identify sensitive receivers based on the proposed construction impact. Sensitive receivers are detailed in Appendix C of the Construction Noise and Vibration Management Plan (CNVMP), M5N-ES-PLN-PWD-0003. Sensitive receivers are reviewed considering CoA D46 and specifically identified for potential consultation, especially landowners and residents directly adjacent to Wirega Avenue and Garema Circuit.

¹ AECOM Australia Pty Ltd 2015 WestConnex The New M5 Project – Environmental Impact Statement

² NSW Environmental Protection Authority 1999 Environmental Criteria for Road Traffic Noise

3. Traffic Management & Methodology Review

3.1. Current Traffic Data

CDS-JV completed a traffic count in Wirega Avenue and Garema Circuit. This was completed by TTM from Saturday, 4 June 2016 until Friday 10 June 2016.

One traffic counter was placed half way along Wirega Avenue and the other one was in the eastern side of Garema Circuit. Refer to Figure 3 for the locations of the traffic counters (red Lines). Refer to Figure 4 to Figure 5 showing the locations and pictures.

Figure 3: Traffic Counter Locations (shown in blue)



Heavy Vehicle Movement Report: Use of Wirega Ave & Garema Circuit - Kingsgrove



Figure 4: Traffic Counters in Wirega Avenue



Figure 5: Close up picture in Wirega Avenue

3.2. Traffic Count Results

Based on the data obtained, light and heavy vehicles utilise Garema and Wirega on a daily basis. The full set of results are in Appendices A and B. The results are displayed in the following formats:

- The total movements on an hourly basis (light and heavy vehicles); and
- The different classes of vehicle (1 to 13) on an hourly basis.

The results have been summarised into four different timeframes to assess the impact of different scenarios over the 24 hour period. Note that the figures in Table 3 to Table 6 are the combined vehicle counts in each direction. Table 3 and Table 5, are the light vehicle summaries and defined as Classes 1 and 2 vehicles. Table 4 and Table 6, are heavy vehicles and are defined as Classes 3 to 13.

Table 3: Wirega Avenue Light Vehicle Count Summary

Light Vehicle (Class 1 & 2) – Wirega Avenue						
Shift	Monday	Tuesday	Wednesday	Thursday	Friday	Monday-Friday Total
Day (0700hrs - 1800hrs)	2,494	2,482	2,326	2,437	2,757	12,496
Evening (1800hrs - 2200hrs)	519	536	510	557	470	2,592
Night (2200hrs - 0600hrs)	236	226	247	260	291	1,260
Night (0600hrs - 0700hrs)	196	187	189	185	186	943
Total	3,445	3,431	3,272	3,439	3,704	17,291

Table 4: Wirega Avenue Heavy Vehicle Summary

Heavy Vehicle (Class 3+) – Wirega Avenue						
Shift	Monday	Tuesday	Wednesday	Thursday	Friday	Monday-Friday Total
Day (0700hrs - 1800hrs)	443	475	433	396	440	2,187
Evening (1800hrs - 2200hrs)	27	26	26	30	32	141
Night (2200hrs - 0600hrs)	47	68	62	64	69	310
Night (0600hrs - 0700hrs)	18	29	37	45	50	179
Total	535	598	558	535	591	2,817

Heavy Vehicle Movement Report: Use of Wirega Ave & Garema Circuit - Kingsgrove



Table 5: Garema Circuit Light Vehicle Summary

Light Vehicle (Class 1 & 2) – Garema Circuit						
Shift	Monday	Tuesday	Wednesday	Thursday	Friday	Monday-Friday Total
Day (0700hrs - 1800hrs)	1,302	1,333	1,309	1,413	1,542	6,899
Evening (1800hrs - 2200hrs)	382	412	386	396	355	1,931
Night (2200hrs - 0600hrs)	191	198	210	200	235	1,034
Night (0600hrs - 0700hrs)	90	107	101	101	88	487
Total	1,965	2,050	2,006	2,110	2,220	10,351

Table 6: Garema Circuit Heavy Vehicle Summary

Heavy Vehicle (Class 3+) – Garema Circuit						
Shift	Monday	Tuesday	Wednesday	Thursday	Friday	Monday-Friday Total
Day (0700hrs - 1800hrs)	228	228	260	218	239	1,173
Evening (1800hrs - 2200hrs)	14	23	27	29	24	117
Night (2200hrs - 0600hrs)	44	46	32	47	38	207
Night (0600hrs - 0700hrs)	9	12	20	19	16	76
Total	295	309	339	313	317	3,163

From Table 4 to Table 6, it is evident that heavy vehicles utilise Wirega Avenue and Garema Circuit on a daily basis, 24 hours a day. The average heavy vehicle traffic movements are shown below in Table 7.

Table 7: Heavy Vehicle Results for Wirega Avenue and Garema Circuit

	Average Daily Heavy Vehicle Movements		Average Hourly Heavy Vehicle Movements	
	Wirega Avenue	Garema Circuit	Wirega Avenue	Garema Circuit
Day (0700hrs - 1800hrs)	437	235	40	21
Evening (1800hrs - 2200hrs)	28	23	7	6
Night (2200hrs - 0600hrs)	62	41	8	5
Night (0600hrs - 0700hrs)	36	15	36	15

The biggest impact of heavy vehicle use is during the day, during standard construction hours. The potential biggest impact to residential stakeholders is from 1800hrs until 0600hrs, there are multiple heavy vehicle movements already occurring during this period per hour.

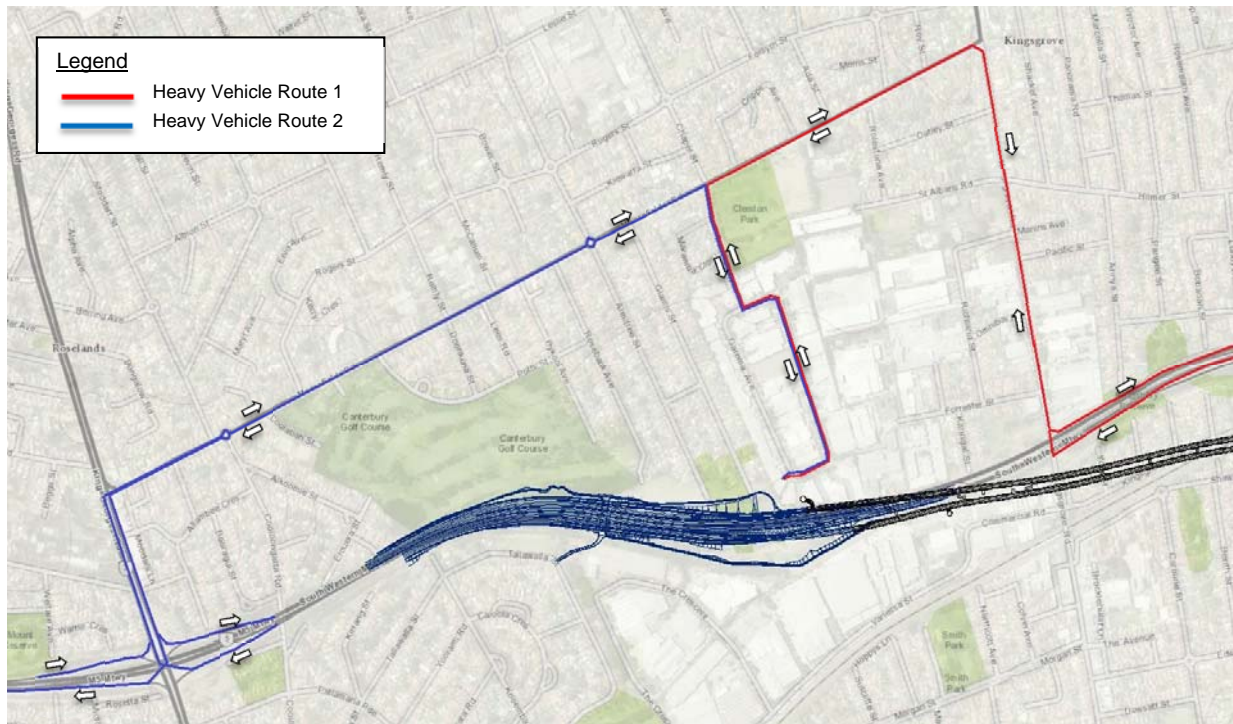
3.3. Revised Traffic Management for C1 Compound

After the review of the EIS, CDS-JV reviewed the proposed heavy vehicle traffic management in Wirega Avenue and Garema Circuit and revised some aspects so that impacts from heavy vehicles using C1 Compound could be reduced on residents and local roads. The changes include:

- Heavy Vehicles will turn left into the C1 Compound and right out of it only. This is to limit the impact of the heavy vehicles on sensitive receivers located in Glamis Street. Refer to Figure 6 for the revised heavy vehicle routes; and
- A reduction in heavy vehicle usage, by staging the works. The works have been separated into nine (9) sequential stages and the traffic numbers have been assessed for the different stages. Refer to Table 9.

Heavy Vehicle Movement Report: Use of Wirega Ave & Garema Circuit - Kingsgrove

Figure 6: Heavy Vehicle routes for C1 Compound Utilising Local Roads



All vehicle movements will be conducted in accordance with the Construction Traffic and Access Sub Plan, M5N-ES-PLN-PWD-0004, which is a sub plan to the Construction Environmental Management Plan, M5N-ES-PLN-PWD-0001.

A summary of the sequential construction stages, activities, access points and traffic figures are listed in Table 8 and Table 9.

Table 9 Standard Site Operating Hours refers to:

- Monday to Friday – 0700hrs to 1800hrs
- Saturday – 0800hrs to 1300hrs
- Sunday and Public Holidays – No time

Heavy Vehicle Movement Report: Use of Wirega Ave & Garema Circuit - Kingsgrove



Table 8: Summary of Activities and Access Points

Stage	Project Months	Duration (Approx.)	Civil		Tunnelling	
			Activities	Main HV Access	Activities	Main HV Access
1	1 to 2	2 months	Site Mobilisation Relocate shared pathway	Existing M5	Nil	N/A
2	3 to 7	5 months	Site Mobilisation Service Relocations Earthworks Piling Works Cut & Cover Works	Existing M5	Site Mobilisation Site Demolition Shaft Construction	Wirega & Garema
3	8 to 11	4 months	Piling Works Earthworks Pavements Cut & Cover Works Trough Works	Existing M5	Tunnel Excavation	Wirega & Garema
4	12	1 month	Stage 2 Traffic Switch on M5	Existing M5 Wirega & Garema	Tunnel Excavation	Wirega & Garema
5	13 to 14	2 months	Piling Works Earthworks Cut & Cover Works Trough Works Traffic Switch	Existing M5 Wirega & Garema	Tunnel Excavation	Wirega & Garema
6	15 to 20	6 months	Piling Works Earthworks Pavements Cut & Cover Works Trough Works	Existing M5 Wirega & Garema	Tunnel Services Tunnel Pavement Tunnel Civil Fit out	Wirega & Garema Existing M5
7	21 to 26	6 months	Earthworks Pavements Cut & Cover Works Trough Works	Existing M5 Wirega & Garema	Tunnel Services Tunnel Pavement Tunnel Civil Fit out	Wirega & Garema Existing M5
8	27 to 28	2 months	Earthworks Pavement Trough Works	Existing M5 Wirega & Garema	Tunnel Mechanical & Electrical Fit Out	Wirega & Garema Existing M5
9	29 to 42	14 months	Pavements Finishing Works	Existing M5 Motorway	Tunnel Mechanical & Electrical Fit Out Commissioning	Wirega & Garema Existing M5

Note:

1. Project Month 1 refers to July 2016
2. Project Months and Durations are an estimate only and are subject to change

Heavy Vehicle Movement Report: Use of Wirega Ave & Garema Circuit - Kingsgrove



Table 9: Revised 24hr Period Vehicle Figures for C1 access via Wirega & Garema

Stage	Site Operating Hours		Construction Hours (Hrs)	Civil		Tunnel		Combined	
	Civil	Tunnelling		LV	HV	LV	HV	LV	HV
1	Standard	Not mobilised	0700-1800	20	3	-	-	20	3
2	Standard	Standard	0700-1800	20	3	35	54	55	57
3	Standard	24 Hour	0600-1800	20	3	70	86	95	94
			1800-0600	-	-	5	5		
4	Standard	24 Hour	0600-1800	50	60	110	86	165	151
			1800-0600	-	-	5	5		
5	Standard	24 Hour	0600-1800	50	80	110	86	165	171
			1800-0600	-	-	5	5		
6	Standard	24 Hour	0600-1800	50	80	80	40	135	120
			1800-0600	-	-	5	-		
7	Standard	24 Hour	0600-1800	50	80	180	40	240	120
			1800-0600	-	-	10	-		
8	Standard	24 Hour	0600-1800	50	80	80	15	140	95
			1800-0600	-	-	10	-		
9	Standard	24 Hour	0600-1800	-	-	70	15	80	15
			1800-0600	-	-	10	-		

One major difference to the EIS, is that spoil haulage is proposed to only occur during standard construction hours, with potentially some of these heavy vehicles arriving in a shoulder period commencing from 0600hrs. The proposed heavy vehicle movements from 1800hrs to 0600hrs are deliveries of shotcrete and CDS-JV vehicles only, which enables the safe and timely installation of tunnel support. The proposed number of heavy vehicles per day is also less than the predictions contained in the EIS as a result of the utilisation of the access route from the existing M5, where possible.

3.4. Construction Traffic Noise Assessment Summary

CDS-JV engaged Renzo Tonin and Associates to complete a Construction Traffic Noise Assessment based on the existing traffic volumes and the revised traffic volumes from Table 9. A copy of their full report is in Appendix C.

3.4.1. Construction Traffic Noise Assessment Criteria

Renzo Tonin did a Construction Traffic Noise Assessment and the details of the criteria are in the report which can be found in Appendix C.

The Construction Noise Vibration Management Plan (CNVMP) [M5N-ES-PLN-PWD-0003], defines the Rating Background Level (RBL) for the screening sleep disturbance criterion. This level was based on the monitoring data presented in the EIS Noise and Vibration Impact Assessment Report Number 610.13569-R2³ and applicable during the hours of 2200hrs to 0600hrs. From 0500hrs, the background noise was increasing and therefore, are identified as a shoulder period from 0600hrs to 0700hrs. The RBL adopted for the establishing the sleep disturbance criterion are:

³ AECOM Australia Pty Ltd 2015 WestConnex The New M5 Project – Technical Working Paper: Noise and Vibration Revision B 20-Nov-2015

Heavy Vehicle Movement Report: Use of Wirega Ave & Garema Circuit - Kingsgrove



- Night (2200hrs to 0600hrs) – $L_{A(1min)} \leq 58$ dB(A)
- Morning (0600hrs to 0700hrs) – $L_{A(1min)} \leq 63$ dB(A)

When a conservative 10 dB(A) noise reduction is applied for an open window, the actual maximum outside RBL to be assessed against are:

- Night (2200hrs to 0600hrs) – $L_{A(1min)} \leq 68$ dB(A)
- Morning (0600hrs to 0700hrs) – $L_{A(1min)} \leq 73$ dB(A)

3.4.2. Construction Traffic Noise Assessment Results

The United States Federal Highways Administrations (US FHWA) road traffic noise prediction model was used to model the potential impact of construction road traffic noise to the residents adjacent to Wirega Avenue. This model is commonly used in Sydney and arrives at a predicted noise level by making adjustments to a reference sound level. For the assessment, it was assumed that the residents were at a worse case distance of 17m from the centre of the road traffic lane. The results, in Table 10 below, are from Table 5.2 of Renzo Tonin Noise Assessment Report.

Table 10: Predicted Noise Level Results

Construction Hours	Noise Descriptor	Predicated Noise Level, dB(A)		
		No Construction	With Construction	dB Difference
Night (0600hrs – 0700hrs)	$L_{Aeq(1h)}$	66	67	1
Day (0700hrs – 1800hrs)	$L_{Aeq(1h)}$	69	72	< 3
Evening (1800hrs – 2200hrs)	$L_{Aeq(1h)}$	62	63	< 1
Night (2200hrs – 0600hrs)	$L_{Aeq(1h)}$	61	63	< 2

Based on the results in Table 10, for all traffic movements out of standard construction hours (i.e. from the hours of 1800hrs to 0700hrs) the predicted noise results are negligible increases when compared to the current noise levels. They meet the criteria from the NSW EPA's Road Noise Policy, which is a limit of 2 dB(A).

For sleep disturbance assessment, the noise model estimated the $L_{A(1min)}$ noise levels to be 58-65 dB(A) for the residents along Wirega Avenue. These results assumed that the trucks were travelling at 40km/hour and the residents were at 17m from the center of the road. While these results potentially exceed the initial screening sleep disturbance criterion, the results are below the adjusted $L_{A(1min)}$ for the night period and the morning period from 0600hrs to 0700hrs. The $L_{A(1min)}$ results are also within the 15 dB(A) ambient noise levels, which is 65 dB(A).

The revised traffic numbers, limiting spoil movements to standard construction hours and utilising access from the existing M5, result with predicted noise levels and the sleep disturbance criterion compliant with the RNP.

3.4.3. Construction Traffic Noise Assessment Mitigation Measures

From the results from the Construction Noise Assessment, there is no requirement for any mitigation measures for the residential properties adjacent to Wirega Avenue and the commercial properties in Garema Circuit.

To verify the noise levels from the Construction Traffic Noise Assessment, CDS-JV will conduct noise monitoring.

4. Stakeholders

4.1. Consultation

CDS-JV has adopted a well-coordinated, targeted and personalised approach to consult with highly effected landowners and other key stakeholders regarding the use of Wirega Avenue and Garema Circuit by vehicles to support tunnelling and other construction activities on Garema Circuit. This includes 24 hour access via this route. The communication approach follows the principles and processes outlined in the Community Communication Strategy. Consultation has been carried out with residents and businesses in close proximity to the proposed access route as identified in the Construction Traffic Noise Assessment.

4.2. Consultation Objective

Initial consultation for this activity has been completed, however CPBDS-JV will continue to engage with these stakeholders during the life of the project. The objectives of the initial round of consultation was to:

- Provide an overview of project works in the area, including access, timing, construction compound location, construction activities and program.
- Provide residents and commercial properties identified in the noise assessment report within close proximity to the traffic movements with information about what to expect, as well as contact details for further information or complaints. Detail was provided about vehicle access routes, vehicle movement numbers, peak timing and predicted noise impacts.

4.3. Affected Stakeholders

Consultation was undertaken with five residential and 61 commercial properties identified as potentially affected stakeholders in the noise assessment report. Figure 7 shows those properties consulted.

Figure 7: Properties Consulted Regarding Construction Access



Heavy Vehicle Movement Report: Use of Wirega Ave & Garema Circuit - Kingsgrove



CDS-JV staff visited the stakeholders (Table 11) and explained the measures taken to reduce impacts of traffic movements on nearby residents and businesses as well as provide information about traffic numbers, noise monitoring and how complaints can be made. A report detailing the consultation is attached as Appendix D.

Table 11: Identified Properties Consulted Along Heavy Vehicle Route

Address	Usage
86 Moorefields Road, Kingsgrove	Residential
1 Maramba Close	Residential
15 Maramba Close	Residential
16 Maramba Close	Residential
24 Maramba Close	Residential
2,4,6-8, 1/2/3/4-10, 12, 1/2 – 14, 16, 18, 22 Garema Circuit	Commercial
20 Garema Circuit	Place of Worship
65 Garema Circuit	Commercial
1/2 – 1 Wirega Avenue	Commercial
1/2/3/4 – 4, 6 Wirega Avenue	Commercial
1a, 1-3/3, 5-7, 9, 1/2/3/4 – 11, 1/2/3/4 -13, A,B,C,D 15-17, 19, 19 A, 21, 1/2/3/4/5/6/7/8 – 23, 1/2/3/4/5/6/7/8 – 25 Garema Circuit	Commercial

In addition to the stakeholders above, City of Canterbury Bankstown Council were provided a copy of the application for use of Wirega Avenue and Garema Circuit by Department of Planning and Environment and provided comment. This is addressed in Section 4.7 of this report.

4.4. Communication and Consultation Activities

CDS-JV has consulted identified stakeholders along the proposed route utilising a suite of targeted communications and engagement activities, including door-knocks, notifications and face-to-face meetings.

- Door-knocks

Residents and business within close proximity to traffic movements were personally approached by the Community Relations Team. The purpose of this was to inform impacted stakeholders about what to expect and the number to contact should there be any complaints. Residential stakeholders were also informed that attended noise monitoring may be undertaken at their property (subject to permission) to verify that noise levels resulting from vehicle movements are as predicted in the Construction Traffic Noise Assessment.

The following tools were used during these door-knocks to facilitate stakeholder's understanding of the proposed traffic movements and route:

Heavy Vehicle Movement Report: Use of Wirega Ave & Garema Circuit - Kingsgrove



- Notification with maps providing information about the traffic movements (Appendix E)
- Sorry we missed you card for residents and businesses who were not contactable (Appendix E)
- Kingsgrove fact sheet, community notification and other relevant project communications
- Council Interface Meetings

Regular interface meetings are held with City of Canterbury-Bankstown Council each month. These forums have been organised to enable Councils to be kept informed and engaged on a one-on-one basis about a range of project matters, including the proposed use of Wirega Avenue and Garema Circuit for construction vehicle access. At the meeting held on 6 September, Council was informed that the application to use Wirega Avenue and Garema Circuit had been submitted to the Department of Planning and Environment.

4.5. Outcome of Consultation

All residents and businesses present at the time of door-knock engaged proactively in open discussions regarding the proposed construction access route. At the time of the consultation it was clear that residents and businesses were aware of the project, traffic impacts and were appreciative about receiving information and contact numbers for the project team.

Feedback received is detailed in Appendix D and summarised below:

- Residents contacted were aware of the project and used to trucks accessing the commercial/industrial area on Garema Circuit via Wirega Avenue;
- The impacts of vehicles using the route at night time were explained, and residents were comfortable with monitoring being used to check predicted noise levels to effectively manage noise impacts; and
- Businesses were concerned about extra traffic on Garema Circuit, but understood that this was for the construction phase of the project only.

The above demonstrates that residents and business within close proximity to the route have been consulted and feedback received has been generally supportive of or indifferent to the proposal.

4.6. Monitoring and Reporting

All stakeholder consultation for this activity has been recorded in the project's community contact database. Appendix D contains a consultation summary report.

4.7. City of Canterbury Bankstown Council Consultation

CDS-JV received a response from City of Canterbury Bankstown Council. A copy of this response is Appendix F. There were six concerns or items that required attention and these are addressed below in Table 12.

Heavy Vehicle Movement Report: Use of Wirega Ave & Garema Circuit - Kingsgrove

Table 12: CDS-JV Response to City of Canterbury Bankstown Council

Item	City of Canterbury Bankstown Council	CDS-JV Response
1	Demonstrated that the community, local residents and the businesses have been consulted	<ul style="list-style-type: none"> Refer to Sections 4.3, 4.4 & 4.5 Appendix D Appendix E
2	Demonstrated that noise & vibration will be managed in line with CoA's & DPE's requirements	<ul style="list-style-type: none"> Refer to Section 4.8
3	Demonstrated that the capacity at the intersection of Wirega Ave & Moorefield Rd can accommodate the additional traffic	<ul style="list-style-type: none"> This was not an issue in the EIS. CDS-JV have reduced the traffic numbers and therefore, accommodate the additional traffic. CDS-JV will monitor
4	Demonstrated that parking & access to all properties is maintained during construction	<ul style="list-style-type: none"> CDS-JV's construction activities do not impact the existing parking in Garema Circuit. Parking for Project Personnel is detailed in the Construction Traffic and Access Sub Plan M5N-ES-PLN-PWD-0004
5	Current condition of the road pavement can withstand the loading of the proposed traffic	<ul style="list-style-type: none"> CDS-JV do not have any information on the design of the road and cannot make an assessment on the road. However, CDS-JV has an obligation under the Deed Appendix C.6 to maintain Garema Circuit & Wirega Ave.
6	Must carry out dilapidation report of Garema Circuit & Wirega Ave, and other local roads as required	<ul style="list-style-type: none"> Dilapidation studies were carried out between 11 April 2016 & 15 April 2016. Results submitted to Council on 12 May 2016

4.8. Next Steps

The Construction Traffic Noise Assessment sets the overall approach to how construction and traffic noise will be managed during construction. Compliance will be assessed through attended noise monitoring which will be undertaken to verify that noise levels resulting from construction traffic are in accordance with the levels predicted in the report (Appendix C), subject to obtaining the property owner/occupier's consent to access the property (where required).

5. Conclusion

CDS-JV has prepared this report for the use of Heavy Vehicles in accordance with the Conditions of Approval (CoA - D46), to utilise Wirega Avenue and Garema Circuit in Kingsgrove. CDS-JV require the use of local roads for heavy vehicles in the timely, construction of the WestConnex New M5 Project.

CDS-JV has completed the following actions to justify why the use of heavy vehicles is required in Wirega Avenue and Garema Circuit:

- Reviewed the traffic volumes and construction road traffic noise impacts from the EIS;
- Modified the access route out of the C1 Compound by changing the heavy vehicle route to go via the eastern side of Garema Circuit and away from the sensitive receivers in Glamis Street;
- Where possible, utilise the existing M5, especially for permanent works (Stage 6 onwards), for deliveries into the tunnel and the cut and cover structures directly;
- Revised the traffic models and predictions to reflect the actual proposed heavy vehicle movements in and out of the C1, at different stages of the project to show that the heavy vehicle use is variable during the course of the project life; and
- Completed a Construction Traffic Noise Assessment, showing that the impacts to the sensitive receivers are within the limits of current policies for road traffic noise and sleep disturbance.

Based on revised CDS-JV traffic numbers, haulage route and the use of the existing M5 access safe and feasible, Table 13 summaries of the change in noise levels between the EIS and the revised Construction Road Noise Assessment. This shows that there are significant changes to the noise levels, and that these noise levels have low impact to adjoining sensitive receivers, and no mitigation measures are required.

Table 13: Noise Comparison

Time Period	Db(A) Difference	
	EIS	Revised Traffic Volumes
AM Peak Period	3.1	< 3
PM Peak Period	2.8	< 1
AM Off-Peak Period	6.4	< 3
PM Off Peak	10.5	< 2

Based on the listed completed actions above, CDS-JV seek the approval of the Secretary for the use of Heavy Vehicles in Wirega Avenue and Garema Circuit for the construction of the WestConnex New M5 Project.



Appendix A: Existing Traffic Data for Wirega Avenue

Automatic Count Data



TTM Reference: **15SYD0278**

Location: **Wirega Ave, between Moorefields Rd & Garema Crt**

Suburb: **Kingsgrove**

Direction A: **Northbound**

Direction B: **Southbound**

Start: **Saturday, 4 June 2016**

Finish: **Friday, 10 June 2016**

Links

Weekly Vehicle Counts:

→ [Northbound](#)

→ [Southbound](#)

→ [Combined](#)

Graph:

→ [Northbound](#)

→ [Southbound](#)

Classified Data:

→ [Northbound](#)

→ [Southbound](#)

15SYD0278

Wirega Ave, between Moorefields Rd & Garema Crt
Northbound

Parking on tubes Wed 8/06 1245-1315 & Thu 9/06 0700-0745

Time	Week 1							Averages	
	<u>Sat</u>	<u>Sun</u>	<u>Mon</u>	<u>Tue</u>	<u>Wed</u>	<u>Thu</u>	<u>Fri</u>	Weekday	7-day
	<u>04/06/16</u>	<u>05/06/16</u>	<u>06/06/16</u>	<u>07/06/16</u>	<u>08/06/16</u>	<u>09/06/16</u>	<u>10/06/16</u>		
0000-0100	11	6	19	11	14	18	19	16	14
0100-0200	8	7	9	13	6	9	9	9	9
0200-0300	3	2	9	11	9	7	9	9	7
0300-0400	4	2	6	7	8	5	5	6	5
0400-0500	2	2	5	8	9	6	8	7	6
0500-0600	1	0	18	26	20	34	28	25	18
0600-0700	14	3	39	37	40	49	58	45	34
0700-0800	15	3	50	64	64	4	55	47	36
0800-0900	19	6	75	76	70	89	80	78	59
0900-1000	36	12	96	120	112	107	104	108	84
1000-1100	41	7	122	119	124	115	107	117	91
1100-1200	39	16	146	124	130	143	128	134	104
1200-1300	45	23	138	154	76	153	204	145	113
1300-1400	39	17	116	121	93	151	252	147	113
1400-1500	34	21	153	152	166	170	170	162	124
1500-1600	28	16	177	176	173	180	198	181	135
1600-1700	33	13	209	220	238	222	226	223	166
1700-1800	33	20	205	196	161	171	134	173	131
1800-1900	19	19	81	90	64	90	60	77	60
1900-2000	16	15	56	46	63	61	46	54	43
2000-2100	11	22	106	115	119	134	85	112	85
2100-2200	10	10	88	77	65	52	85	73	55
2200-2300	10	23	52	40	52	49	54	49	40
2300-2400	12	4	8	12	15	22	25	16	14

Totals

0000-0000	483	269	1,983	2,015	1,891	2,041	2,149	2,016	1,547
0700-0900	34	9	125	140	134	93	135	125	96
1600-1800	66	33	414	416	399	393	360	396	297
Off-Peak	383	227	1,444	1,459	1,358	1,555	1,654	1,494	1,154

15SYD0278

Wirega Ave, between Moorefields Rd & Garema Crt
Southbound

Parking on tubes Wed 8/06 1245-1315 & Thu 9/06 0700-0745

Time	Week 1							Averages	
	<u>Sat</u>	<u>Sun</u>	<u>Mon</u>	<u>Tue</u>	<u>Wed</u>	<u>Thu</u>	<u>Fri</u>	Weekday	7-day
	<u>04/06/16</u>	<u>05/06/16</u>	<u>06/06/16</u>	<u>07/06/16</u>	<u>08/06/16</u>	<u>09/06/16</u>	<u>10/06/16</u>		
0000-0100	4	6	5	3	3	4	9	5	5
0100-0200	5	3	6	4	7	5	3	5	5
0200-0300	4	1	8	11	9	10	8	9	7
0300-0400	3	1	17	13	11	11	10	12	9
0400-0500	2	1	20	31	29	25	33	28	20
0500-0600	14	1	81	87	97	99	114	96	70
0600-0700	38	8	175	179	186	181	178	180	135
0700-0800	26	6	196	191	186	63	150	157	117
0800-0900	52	10	211	232	210	204	213	214	162
0900-1000	39	18	141	179	179	161	133	159	121
1000-1100	29	14	152	133	135	119	127	133	101
1100-1200	44	29	134	142	136	160	215	157	123
1200-1300	36	20	143	116	67	123	264	143	110
1300-1400	18	10	121	130	89	153	92	117	88
1400-1500	32	24	113	103	116	121	120	115	90
1500-1600	19	19	75	97	106	82	97	91	71
1600-1700	29	22	96	67	90	85	78	83	67
1700-1800	17	19	68	45	38	57	50	52	42
1800-1900	16	9	82	94	83	91	79	86	65
1900-2000	12	20	86	99	99	119	100	101	76
2000-2100	11	17	33	30	27	24	27	28	24
2100-2200	11	10	14	11	16	16	20	15	14
2200-2300	10	14	16	14	16	14	13	15	14
2300-2400	4	3	4	3	4	6	13	6	5

Totals

0000-0000	475	285	1,997	2,014	1,939	1,933	2,146	2,006	1,541
0700-0900	78	16	407	423	396	267	363	371	279
1600-1800	46	41	164	112	128	142	128	135	109
Off-Peak	351	228	1,426	1,479	1,415	1,524	1,655	1,500	1,154

15SYD0278

Wirega Ave, between Moorefields Rd & Garema Crt
 Combined

Parking on tubes Wed 8/06 1245-1315 & Thu 9/06 0700-0745

Time	Week 1							Averages	
	Sat	Sun	Mon	Tue	Wed	Thu	Fri	Weekday	7-day
	04/06/16	05/06/16	06/06/16	07/06/16	08/06/16	09/06/16	10/06/16		
0000-0100	15	12	24	14	17	22	28	21	19
0100-0200	13	10	15	17	13	14	12	14	13
0200-0300	7	3	17	22	18	17	17	18	14
0300-0400	7	3	23	20	19	16	15	19	15
0400-0500	4	3	25	39	38	31	41	35	26
0500-0600	15	1	99	113	117	133	142	121	89
0600-0700	52	11	214	216	226	230	236	224	169
0700-0800	41	9	246	255	250	67	205	205	153
0800-0900	71	16	286	308	280	293	293	292	221
0900-1000	75	30	237	299	291	268	237	266	205
1000-1100	70	21	274	252	259	234	234	251	192
1100-1200	83	45	280	266	266	303	343	292	227
1200-1300	81	43	281	270	143	276	468	288	223
1300-1400	57	27	237	251	182	304	344	264	200
1400-1500	66	45	266	255	282	291	290	277	214
1500-1600	47	35	252	273	279	262	295	272	206
1600-1700	62	35	305	287	328	307	304	306	233
1700-1800	50	39	273	241	199	228	184	225	173
1800-1900	35	28	163	184	147	181	139	163	125
1900-2000	28	35	142	145	162	180	146	155	120
2000-2100	22	39	139	145	146	158	112	140	109
2100-2200	21	20	102	88	81	68	105	89	69
2200-2300	20	37	68	54	68	63	67	64	54
2300-2400	16	7	12	15	19	28	38	22	19

Totals

0000-0000	958	554	3,980	4,029	3,830	3,974	4,295	4,022	3,089
0700-0900	112	25	532	563	530	360	498	497	374
1600-1800	112	74	578	528	527	535	488	531	406
Off-Peak	734	455	2,870	2,938	2,773	3,079	3,309	2,994	2,308

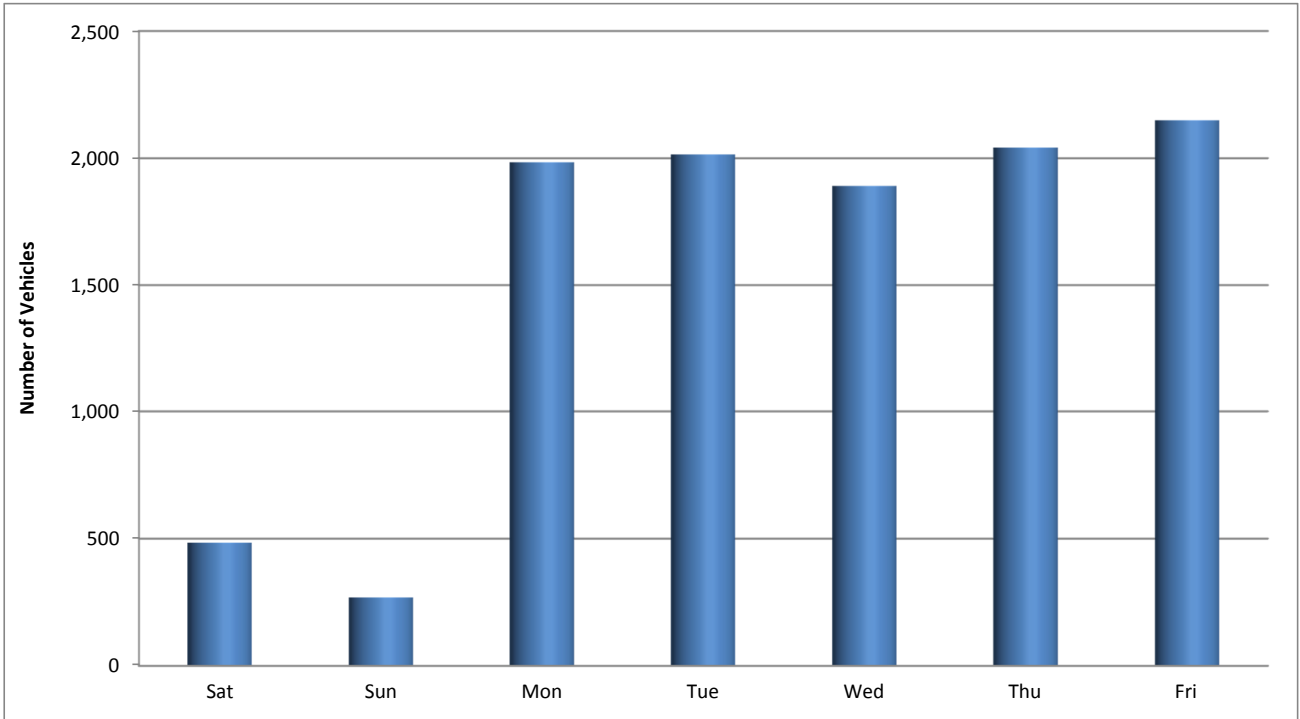
Location: Wirega Ave, between Moorefields Rd & Garema Crt

Suburb: Kingsgrove

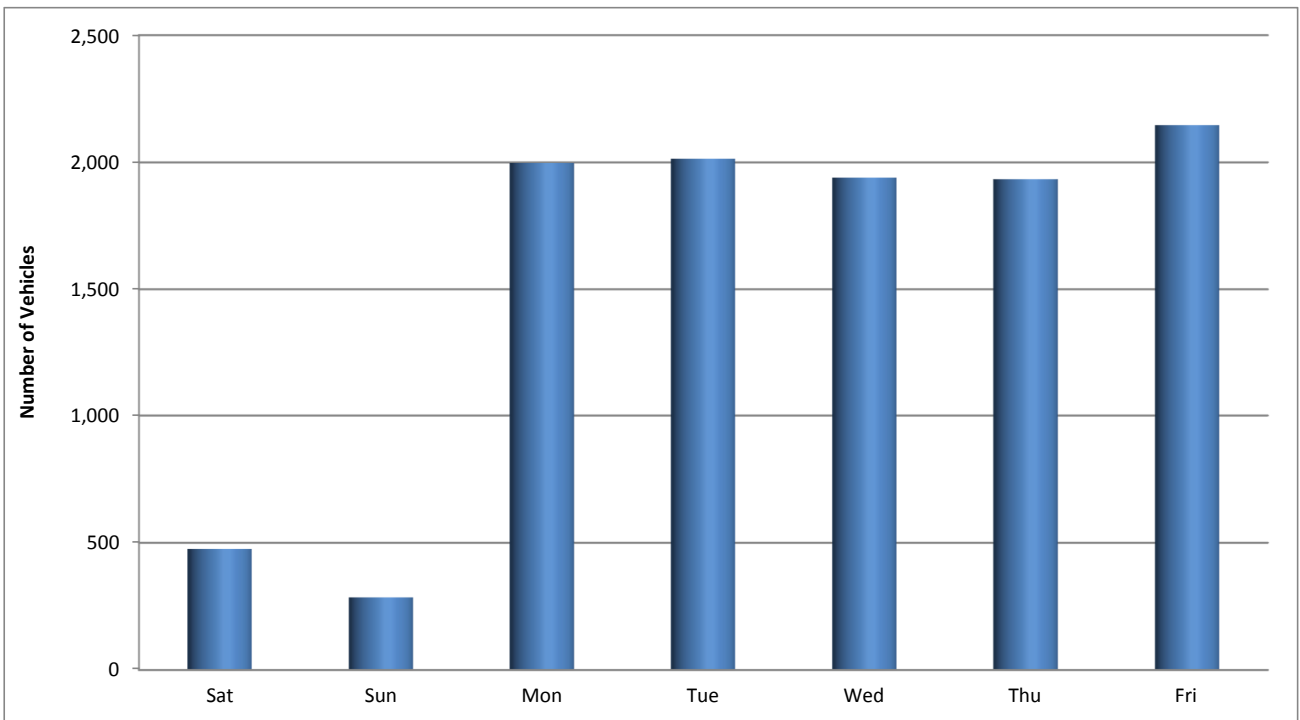
Start: Saturday, 4 June 2016

Finish: Friday, 10 June 2016

Direction: Northbound



Direction: Southbound



Saturday, 4 June 2016

Time	Total	Cls 1	Cls 2	Cls 3	Cls 4	Cls 5	Cls 6	Cls 7	Cls 8	Cls 9	Cls 10	Cls 11	Cls 12	Cls 13	Mean	Vpp 85
00:00	10	10	0	0	0	0	0	0	0	0	0	0	0	0	45.2	-
00:15	1	0	0	0	0	0	0	0	0	1	0	0	0	0	25	-
00:30	0	0	0	0	0	0	0	0	0	0	0	0	0	0	-	-
00:45	0	0	0	0	0	0	0	0	0	0	0	0	0	0	-	-
01:00	1	0	0	1	0	0	0	0	0	0	0	0	0	0	41.6	-
01:15	4	4	0	0	0	0	0	0	0	0	0	0	0	0	47.3	-
01:30	3	1	0	2	0	0	0	0	0	0	0	0	0	0	42.5	-
01:45	0	0	0	0	0	0	0	0	0	0	0	0	0	0	-	-
02:00	1	1	0	0	0	0	0	0	0	0	0	0	0	0	72.8	-
02:15	1	1	0	0	0	0	0	0	0	0	0	0	0	0	74.2	-
02:30	0	0	0	0	0	0	0	0	0	0	0	0	0	0	-	-
02:45	1	1	0	0	0	0	0	0	0	0	0	0	0	0	39.9	-
03:00	3	3	0	0	0	0	0	0	0	0	0	0	0	0	57	-
03:15	0	0	0	0	0	0	0	0	0	0	0	0	0	0	-	-
03:30	0	0	0	0	0	0	0	0	0	0	0	0	0	0	-	-
03:45	1	1	0	0	0	0	0	0	0	0	0	0	0	0	40.1	-
04:00	1	1	0	0	0	0	0	0	0	0	0	0	0	0	41.1	-
04:15	1	0	0	1	0	0	0	0	0	0	0	0	0	0	36.9	-
04:30	0	0	0	0	0	0	0	0	0	0	0	0	0	0	-	-
04:45	0	0	0	0	0	0	0	0	0	0	0	0	0	0	-	-
05:00	0	0	0	0	0	0	0	0	0	0	0	0	0	0	-	-
05:15	0	0	0	0	0	0	0	0	0	0	0	0	0	0	-	-
05:30	1	1	0	0	0	0	0	0	0	0	0	0	0	0	41.4	-
05:45	0	0	0	0	0	0	0	0	0	0	0	0	0	0	-	-
06:00	1	1	0	0	0	0	0	0	0	0	0	0	0	0	47.4	-
06:15	2	2	0	0	0	0	0	0	0	0	0	0	0	0	52.9	-
06:30	8	6	0	2	0	0	0	0	0	0	0	0	0	0	37.1	-
06:45	3	3	0	0	0	0	0	0	0	0	0	0	0	0	53.4	-
07:00	6	3	1	1	1	0	0	0	0	0	0	0	0	0	38.5	-
07:15	4	2	0	2	0	0	0	0	0	0	0	0	0	0	42.8	-
07:30	4	4	0	0	0	0	0	0	0	0	0	0	0	0	38.6	-
07:45	1	1	0	0	0	0	0	0	0	0	0	0	0	0	40.3	-
08:00	2	2	0	0	0	0	0	0	0	0	0	0	0	0	49.5	-
08:15	5	5	0	0	0	0	0	0	0	0	0	0	0	0	38.8	-
08:30	5	5	0	0	0	0	0	0	0	0	0	0	0	0	41.8	-
08:45	7	6	0	1	0	0	0	0	0	0	0	0	0	0	48.1	-
09:00	11	11	0	0	0	0	0	0	0	0	0	0	0	0	49.7	55.8
09:15	8	8	0	0	0	0	0	0	0	0	0	0	0	0	46.3	-
09:30	11	9	0	2	0	0	0	0	0	0	0	0	0	0	48.9	53.6
09:45	6	5	0	1	0	0	0	0	0	0	0	0	0	0	43.9	-
10:00	10	8	0	2	0	0	0	0	0	0	0	0	0	0	42.4	-
10:15	7	7	0	0	0	0	0	0	0	0	0	0	0	0	47.4	-
10:30	8	8	0	0	0	0	0	0	0	0	0	0	0	0	49.8	-
10:45	16	15	0	1	0	0	0	0	0	0	0	0	0	0	44.6	54.4
11:00	7	7	0	0	0	0	0	0	0	0	0	0	0	0	43.9	-
11:15	11	11	0	0	0	0	0	0	0	0	0	0	0	0	44.4	51.5
11:30	5	5	0	0	0	0	0	0	0	0	0	0	0	0	49.1	-
11:45	16	16	0	0	0	0	0	0	0	0	0	0	0	0	48.9	54.4
12:00	9	8	0	0	0	1	0	0	0	0	0	0	0	0	45.6	-
12:15	14	13	0	1	0	0	0	0	0	0	0	0	0	0	43.6	51.8
12:30	14	12	0	1	1	0	0	0	0	0	0	0	0	0	45.7	51.5
12:45	8	8	0	0	0	0	0	0	0	0	0	0	0	0	47.3	-
13:00	18	15	0	3	0	0	0	0	0	0	0	0	0	0	48.5	54
13:15	8	8	0	0	0	0	0	0	0	0	0	0	0	0	51.4	-
13:30	7	7	0	0	0	0	0	0	0	0	0	0	0	0	51.7	-
13:45	6	6	0	0	0	0	0	0	0	0	0	0	0	0	48.4	-
14:00	7	7	0	0	0	0	0	0	0	0	0	0	0	0	48.6	-
14:15	8	8	0	0	0	0	0	0	0	0	0	0	0	0	50.8	-
14:30	12	11	0	1	0	0	0	0	0	0	0	0	0	0	45.5	47.9
14:45	7	7	0	0	0	0	0	0	0	0	0	0	0	0	43	-
15:00	7	6	0	1	0	0	0	0	0	0	0	0	0	0	43.7	-
15:15	8	8	0	0	0	0	0	0	0	0	0	0	0	0	47	-
15:30	8	8	0	0	0	0	0	0	0	0	0	0	0	0	46.7	-
15:45	5	4	1	0	0	0	0	0	0	0	0	0	0	0	46.5	-
16:00	4	4	0	0	0	0	0	0	0	0	0	0	0	0	44.2	-
16:15	9	9	0	0	0	0	0	0	0	0	0	0	0	0	47.1	-
16:30	11	11	0	0	0	0	0	0	0	0	0	0	0	0	55.6	62.6
16:45	9	9	0	0	0	0	0	0	0	0	0	0	0	0	43.9	-
17:00	13	11	1	1	0	0	0	0	0	0	0	0	0	0	39.1	43.9
17:15	5	5	0	0	0	0	0	0	0	0	0	0	0	0	47.3	-
17:30	8	8	0	0	0	0	0	0	0	0	0	0	0	0	47.4	-
17:45	7	7	0	0	0	0	0	0	0	0	0	0	0	0	53.2	-
18:00	8	8	0	0	0	0	0	0	0	0	0	0	0	0	47.2	-
18:15	5	5	0	0	0	0	0	0	0	0	0	0	0	0	50.1	-
18:30	3	3	0	0	0	0	0	0	0	0	0	0	0	0	47.8	-
18:45	3	3	0	0	0	0	0	0	0	0	0	0	0	0	55.4	-
19:00	2	2	0	0	0	0	0	0	0	0	0	0	0	0	46.7	-
19:15	5	5	0	0	0	0	0	0	0	0	0	0	0	0	48.6	-
19:30	8	8	0	0	0	0	0	0	0	0	0	0	0	0	44	-
19:45	1	1	0	0	0	0	0	0	0	0	0	0	0	0	46.2	-
20:00	3	3	0	0	0	0	0	0	0	0	0	0	0	0	35.2	-
20:15	3	3	0	0	0	0	0	0	0	0	0	0	0	0	50.3	-
20:30	3	3	0	0	0	0	0	0	0	0	0	0	0	0	44.2	-
20:45	2	2	0	0	0	0	0	0	0	0	0	0	0	0	50.1	-
21:00	0	0	0	0	0	0	0	0	0	0	0	0	0	0	-	-
21:15	5	5	0	0	0	0	0	0	0	0	0	0	0	0	40.1	-
21:30	2	2	0	0	0	0	0	0	0	0	0	0	0	0	61.9	-
21:45	3	3	0	0	0	0	0	0	0	0	0	0	0	0	41.5	-
22:00	4	4	0	0	0	0	0	0	0	0	0	0	0	0	45.8	-
22:15	5	5	0	0	0	0	0	0	0	0	0	0	0	0	47.2	-
22:30	0	0	0	0	0	0	0	0	0	0	0	0	0	0	-	-
22:45	1	1	0	0	0	0	0	0	0	0	0	0	0	0	48	-
23:00	3	3	0	0	0	0	0	0	0	0	0	0	0	0	34.2	-
23:15	8	8	0	0	0	0	0	0	0	0	0	0	0	0	51.1	-
23:30	0	0	0	0	0	0	0	0	0	0	0	0	0	0	-	-
23:45	1	1	0	0	0	0	0	0	0	0	0	0	0	0	23.7	-
00-00	483	452	3	24	2	1	0	0	0	0	1	0	0	0	46.3	55.1
07-09	34	28	1	4	1	0	0	0	0	0	0	0	0	0	42.2	48.2
16-18	66	64	1	1	0	0	0	0	0	0	0	0	0	0	47.0	58.0
Off-Peak	383	360	1	19	1	1	0	0	0	1	0	0	0	0		

15SYD0278

Wirega Ave, between Moorefields Rd & Garema Crt
 Northbound

Monday, 6 June 2016

Time	Total	Cls													Mean	Vpp
		1	2	3	4	5	6	7	8	9	10	11	12	13		
00:00	2	2	0	0	0	0	0	0	0	0	0	0	0	0	55.8	-
00:15	7	6	0	1	0	0	0	0	0	0	0	0	0	0	42.2	-
00:30	3	3	0	0	0	0	0	0	0	0	0	0	0	0	48.8	-
00:45	7	7	0	0	0	0	0	0	0	0	0	0	0	0	49	-
01:00	3	2	0	1	0	0	0	0	0	0	0	0	0	0	46.8	-
01:15	0	0	0	0	0	0	0	0	0	0	0	0	0	0	-	-
01:30	2	1	0	0	1	0	0	0	0	0	0	0	0	0	42.6	-
01:45	4	2	0	2	0	0	0	0	0	0	0	0	0	0	41.8	-
02:00	1	0	0	1	0	0	0	0	0	0	0	0	0	0	37.3	-
02:15	3	1	0	2	0	0	0	0	0	0	0	0	0	0	37.3	-
02:30	3	1	0	2	0	0	0	0	0	0	0	0	0	0	38.4	-
02:45	2	0	0	2	0	0	0	0	0	0	0	0	0	0	42.2	-
03:00	1	0	0	1	0	0	0	0	0	0	0	0	0	0	38.8	-
03:15	2	0	0	1	0	1	0	0	0	0	0	0	0	0	42.4	-
03:30	2	2	0	0	0	0	0	0	0	0	0	0	0	0	43.1	-
03:45	1	1	0	0	0	0	0	0	0	0	0	0	0	0	40.2	-
04:00	2	2	0	0	0	0	0	0	0	0	0	0	0	0	42.9	-
04:15	0	0	0	0	0	0	0	0	0	0	0	0	0	0	-	-
04:30	1	0	0	1	0	0	0	0	0	0	0	0	0	0	45.3	-
04:45	2	2	0	0	0	0	0	0	0	0	0	0	0	0	53.7	-
05:00	3	1	0	1	0	0	0	0	0	1	0	0	0	0	41.9	-
05:15	3	2	0	0	0	0	0	0	0	1	0	0	0	0	40.9	-
05:30	4	3	0	1	0	0	0	0	0	0	0	0	0	0	50.3	-
05:45	8	2	0	4	0	2	0	0	0	0	0	0	0	0	48	-
06:00	4	3	0	1	0	0	0	0	0	0	0	0	0	0	45.9	-
06:15	13	11	0	1	0	0	0	0	0	1	0	0	0	0	39.2	49
06:30	8	5	0	2	0	0	0	0	0	1	0	0	0	0	44.2	-
06:45	14	12	0	1	1	0	0	0	0	0	0	0	0	0	44.1	50.4
07:00	10	6	0	3	0	0	0	0	0	1	0	0	0	0	42.3	-
07:15	10	6	0	4	0	0	0	0	0	0	0	0	0	0	41.5	-
07:30	12	8	0	4	0	0	0	0	0	0	0	0	0	0	44.3	55.4
07:45	18	10	0	6	1	0	0	0	0	1	0	0	0	0	43.1	52.6
08:00	18	13	1	4	0	0	0	0	0	0	0	0	0	0	44.3	55.1
08:15	23	18	0	3	1	0	0	0	0	1	0	0	0	0	40.2	47.2
08:30	19	13	0	4	2	0	0	0	0	0	0	0	0	0	40.9	47.9
08:45	15	11	0	4	0	0	0	0	0	0	0	0	0	0	45.1	52.2
09:00	15	10	0	4	1	0	0	0	0	0	0	0	0	0	44.5	50.4
09:15	28	23	0	4	1	0	0	0	0	0	0	0	0	0	47.5	57.2
09:30	32	23	0	3	4	1	0	1	0	0	0	0	0	0	44.4	53.3
09:45	21	20	0	1	0	0	0	0	0	0	0	0	0	0	46.4	53.3
10:00	25	20	0	4	1	0	0	0	0	0	0	0	0	0	47.1	54.7
10:15	23	17	0	6	0	0	0	0	0	0	0	0	0	0	45.6	54
10:30	37	28	2	7	0	0	0	0	0	0	0	0	0	0	43.4	49.3
10:45	37	28	0	7	2	0	0	0	0	0	0	0	0	0	43.5	48.6
11:00	33	28	1	2	1	1	0	0	0	0	0	0	0	0	46.9	54
11:15	31	21	0	7	1	1	0	0	0	1	0	0	0	0	44.3	54
11:30	37	30	0	6	0	1	0	0	0	0	0	0	0	0	44.1	51.8
11:45	45	35	0	9	0	1	0	0	0	0	0	0	0	0	46.2	52.6
12:00	37	32	0	3	0	1	0	0	0	1	0	0	0	0	44.8	53.6
12:15	35	29	0	3	3	0	0	0	0	0	0	0	0	0	43.2	56.2
12:30	30	26	0	4	0	0	0	0	0	0	0	0	0	0	48.2	55.8
12:45	36	31	0	3	1	0	0	0	0	1	0	0	0	0	48	57.6
13:00	27	20	0	6	1	0	0	0	0	0	0	0	0	0	45.1	52.9
13:15	24	22	0	1	1	0	0	0	0	0	0	0	0	0	50.2	54.4
13:30	32	26	0	5	1	0	0	0	0	0	0	0	0	0	48.4	54.4
13:45	33	31	0	1	1	0	0	0	0	0	0	0	0	0	46.2	54
14:00	38	31	0	6	0	0	0	0	0	1	0	0	0	0	44.5	51.1
14:15	24	22	0	2	0	0	0	0	0	0	0	0	0	0	50.2	55.8
14:30	59	53	0	5	1	0	0	0	0	0	0	0	0	0	46.5	52.2
14:45	32	32	0	0	0	0	0	0	0	0	0	0	0	0	47.4	54
15:00	57	51	0	5	1	0	0	0	0	0	0	0	0	0	45.9	50.8
15:15	37	31	0	5	0	0	0	0	0	1	0	0	0	0	44.4	52.6
15:30	43	41	0	2	0	0	0	0	0	0	0	0	0	0	46.8	55.4
15:45	40	34	1	4	1	0	0	0	0	0	0	0	0	0	46.9	54.7
16:00	68	65	0	3	0	0	0	0	0	0	0	0	0	0	44.6	53.3
16:15	37	36	0	0	1	0	0	0	0	0	0	0	0	0	46.3	52.6
16:30	49	48	0	1	0	0	0	0	0	0	0	0	0	0	48.4	55.4
16:45	55	51	0	3	1	0	0	0	0	0	0	0	0	0	46.7	55.4
17:00	86	85	0	1	0	0	0	0	0	0	0	0	0	0	45.7	51.5
17:15	44	42	0	2	0	0	0	0	0	0	0	0	0	0	46.6	54.4
17:30	41	41	0	0	0	0	0	0	0	0	0	0	0	0	46.1	51.8
17:45	34	33	0	1	0	0	0	0	0	0	0	0	0	0	48.4	57.6
18:00	32	30	0	2	0	0	0	0	0	0	0	0	0	0	45.7	51.1
18:15	17	16	0	1	0	0	0	0	0	0	0	0	0	0	47.4	52.9
18:30	17	16	0	1	0	0	0	0	0	0	0	0	0	0	47.9	54.4
18:45	15	15	0	0	0	0	0	0	0	0	0	0	0	0	50.4	55.1
19:00	12	12	0	0	0	0	0	0	0	0	0	0	0	0	47.1	51.5
19:15	14	14	0	0	0	0	0	0	0	0	0	0	0	0	46	53.3
19:30	10	10	0	0	0	0	0	0	0	0	0	0	0	0	45	-
19:45	20	17	0	2	0	0	0	0	0	1	0	0	0	0	49.1	57.2
20:00	14	13	0	1	0	0	0	0	0	0	0	0	0	0	45	53.3
20:15	37	37	0	0	0	0	0	0	0	0	0	0	0	0	46.8	52.9
20:30	35	35	0	0	0	0	0	0	0	0	0	0	0	0	45.5	54.4
20:45	20	20	0	0	0	0	0	0	0	0	0	0	0	0	48.9	54.4
21:00	38	35	0	2	0	0	1	0	0	0	0	0	0	0	46	54
21:15	19	19	0	0	0	0	0	0	0	0	0	0	0	0	51.7	55.8
21:30	18	16	0	2	0	0	0	0	0	0	0	0	0	0	49.3	59
21:45	13	11	0	2	0	0	0	0	0	0	0	0	0	0	48.9	54.4
22:00	20	19	0	1	0	0	0	0	0	0	0	0	0	0	50.2	55.4
22:15	13	11	0	1	0	0	1	0	0	0	0	0	0	0	44.3	52.6
22:30	11	11	0	0	0	0	0	0	0	0	0	0	0	0	46.9	50
22:45	8	8	0	0	0	0	0	0	0	0	0	0	0	0	45.1	-
23:00	0	0	0	0	0	0	0	0	0	0	0	0	0	0	-	-
23:15	1	1	0	0	0	0	0	0	0	0	0	0	0	0	50.6	-
23:30	3	3	0	0	0	0	0	0	0	0	0	0	0	0	50.6	-
23:45	4	4	0	0	0	0	0	0	0	0	0	0	0	0	45.8	-
00:00	1983	1725	5	198	30	9	2	1	0	13	0	0	0	0	46.0	54.0
07:09	125	85	1	32	4	0	0	0	0	3	0	0	0	0	42.6	51.5
16-18	414	401	0	11	2	0	0	0	0	0	0	0	0	0	46.4	54.0
Off-Peak	1444	1239	4	155	24	9	2	1	0	10	0	0	0	0		

15SYD0278

Wirega Ave, between Moorefields Rd & Garema Crt
Northbound

Tuesday, 7 June 2016

Time	Total	Cls													Mean	Vpp
		1	2	3	4	5	6	7	8	9	10	11	12	13		
00:00	6	6	0	0	0	0	0	0	0	0	0	0	0	0	51.7	-
00:15	3	3	0	0	0	0	0	0	0	0	0	0	0	0	54.3	-
00:30	1	1	0	0	0	0	0	0	0	0	0	0	0	0	52.8	-
00:45	1	1	0	0	0	0	0	0	0	0	0	0	0	0	46	-
01:00	5	3	0	1	1	0	0	0	0	0	0	0	0	0	45.2	-
01:15	5	5	0	0	0	0	0	0	0	0	0	0	0	0	55.9	-
01:30	0	0	0	0	0	0	0	0	0	0	0	0	0	0	-	-
01:45	3	2	0	1	0	0	0	0	0	0	0	0	0	0	43.6	-
02:00	3	1	0	1	0	1	0	0	0	0	0	0	0	0	41.5	-
02:15	3	0	0	3	0	0	0	0	0	0	0	0	0	0	44.7	-
02:30	4	1	0	2	0	1	0	0	0	0	0	0	0	0	36.2	-
02:45	1	0	0	1	0	0	0	0	0	0	0	0	0	0	33.8	-
03:00	2	0	0	2	0	0	0	0	0	0	0	0	0	0	41.5	-
03:15	4	1	0	1	0	1	1	0	0	0	0	0	0	0	42.2	-
03:30	1	1	0	0	0	0	0	0	0	0	0	0	0	0	37	-
03:45	0	0	0	0	0	0	0	0	0	0	0	0	0	0	-	-
04:00	3	0	0	2	0	1	0	0	0	0	0	0	0	0	41.2	-
04:15	1	1	0	0	0	0	0	0	0	0	0	0	0	0	52.3	-
04:30	2	2	0	0	0	0	0	0	0	0	0	0	0	0	53.9	-
04:45	2	1	0	0	0	0	0	0	1	0	0	0	0	0	48.5	-
05:00	6	4	0	1	0	1	0	0	0	0	0	0	0	0	38.2	-
05:15	5	3	0	2	0	0	0	0	0	0	0	0	0	0	43.9	-
05:30	4	1	0	3	0	0	0	0	0	0	0	0	0	0	43.8	-
05:45	11	4	0	7	0	0	0	0	0	0	0	0	0	0	39.5	42.1
06:00	9	5	0	3	0	1	0	0	0	0	0	0	0	0	43.2	-
06:15	7	5	0	1	1	0	0	0	0	0	0	0	0	0	52.9	-
06:30	5	3	0	0	1	0	0	0	0	1	0	0	0	0	42.4	-
06:45	16	10	0	6	0	0	0	0	0	0	0	0	0	0	44.9	53.3
07:00	10	9	0	1	0	0	0	0	0	0	0	0	0	0	45.4	-
07:15	14	10	0	3	1	0	0	0	0	0	0	0	0	0	44.1	52.2
07:30	25	19	0	4	2	0	0	0	0	0	0	0	0	0	42.4	51.5
07:45	15	12	0	2	0	1	0	0	0	0	0	0	0	0	44.3	50.8
08:00	21	13	0	5	3	0	0	0	0	0	0	0	0	0	42.3	49.7
08:15	16	13	0	2	0	0	0	1	0	0	0	0	0	0	44.8	51.5
08:30	18	14	0	4	0	0	0	0	0	0	0	0	0	0	40	45.7
08:45	21	16	0	5	0	0	0	0	0	0	0	0	0	0	44.7	49.7
09:00	18	15	0	1	2	0	0	0	0	0	0	0	0	0	45.6	49.7
09:15	25	19	0	4	1	1	0	0	0	0	0	0	0	0	44.3	56.2
09:30	39	32	0	6	0	0	0	1	0	0	0	0	0	0	47.7	53.3
09:45	38	30	0	4	3	0	0	0	0	1	0	0	0	0	41.9	51.8
10:00	23	16	0	6	1	0	0	0	0	0	0	0	0	0	43.3	51.5
10:15	32	24	0	6	1	0	1	0	0	0	0	0	0	0	46	51.8
10:30	35	24	0	8	2	0	0	0	0	0	0	0	1	0	44.6	51.1
10:45	29	18	0	9	0	1	0	0	0	0	1	0	0	0	43.5	49.7
11:00	30	26	0	4	0	0	0	0	0	0	0	0	0	0	45.3	51.5
11:15	30	25	0	4	1	0	0	0	0	0	0	0	0	0	43	49.3
11:30	33	29	0	4	0	0	0	0	0	0	0	0	0	0	43	51.8
11:45	31	23	0	5	2	1	0	0	0	0	0	0	0	0	43.2	51.1
12:00	42	36	0	6	0	0	0	0	0	0	0	0	0	0	46.1	55.1
12:15	35	32	0	1	2	0	0	0	0	0	0	0	0	0	48.7	55.8
12:30	46	35	0	8	3	0	0	0	0	0	0	0	0	0	47.2	54.7
12:45	31	26	0	4	1	0	0	0	0	0	0	0	0	0	41.9	50.4
13:00	25	21	0	3	1	0	0	0	0	0	0	0	0	0	43	49.7
13:15	39	35	0	4	0	0	0	0	0	0	0	0	0	0	44.1	52.2
13:30	29	20	1	8	0	0	0	0	0	0	0	0	0	0	41.7	50.8
13:45	28	22	0	6	0	0	0	0	0	0	0	0	0	0	46	51.1
14:00	39	35	0	3	0	0	0	0	0	0	0	0	1	0	44.7	52.2
14:15	26	23	0	3	0	0	0	0	0	0	0	0	0	0	45.4	52.6
14:30	51	43	0	7	0	0	0	0	0	0	0	0	1	0	44	51.8
14:45	36	34	0	1	1	0	0	0	0	0	0	0	0	0	44.6	54
15:00	56	50	0	4	1	0	0	0	1	0	0	0	0	0	45.5	52.2
15:15	36	31	0	4	1	0	0	0	0	0	0	0	0	0	47.1	56.5
15:30	44	42	0	2	0	0	0	0	0	0	0	0	0	0	47.2	51.1
15:45	40	38	0	2	0	0	0	0	0	0	0	0	0	0	44.2	50.4
16:00	58	58	0	0	0	0	0	0	0	0	0	0	0	0	44	51.1
16:15	50	44	0	5	1	0	0	0	0	0	0	0	0	0	45.2	53.6
16:30	51	46	0	4	0	0	0	0	0	1	0	0	0	0	45.6	53.6
16:45	61	57	0	3	1	0	0	0	0	0	0	0	0	0	49.3	54.7
17:00	70	68	0	2	0	0	0	0	0	0	0	0	0	0	44.1	51.5
17:15	46	44	0	2	0	0	0	0	0	0	0	0	0	0	48	54.4
17:30	46	46	0	0	0	0	0	0	0	0	0	0	0	0	46.9	55.1
17:45	34	31	1	2	0	0	0	0	0	0	0	0	0	0	47.7	53.6
18:00	30	29	1	0	0	0	0	0	0	0	0	0	0	0	47.3	59
18:15	16	14	0	2	0	0	0	0	0	0	0	0	0	0	47.6	53.3
18:30	27	27	0	0	0	0	0	0	0	0	0	0	0	0	45.4	49.7
18:45	17	15	0	2	0	0	0	0	0	0	0	0	0	0	44.7	50.4
19:00	6	5	0	0	0	0	0	0	0	1	0	0	0	0	43.5	-
19:15	17	16	0	1	0	0	0	0	0	0	0	0	0	0	47.1	55.8
19:30	11	10	0	1	0	0	0	0	0	0	0	0	0	0	48.9	52.9
19:45	12	10	0	2	0	0	0	0	0	0	0	0	0	0	45.1	51.5
20:00	16	15	0	1	0	0	0	0	0	0	0	0	0	0	46.4	51.1
20:15	11	11	0	0	0	0	0	0	0	0	0	0	0	0	44.6	49
20:30	25	25	0	0	0	0	0	0	0	0	0	0	0	0	52.8	60.5
20:45	63	61	0	2	0	0	0	0	0	0	0	0	0	0	49.3	56.5
21:00	34	34	0	0	0	0	0	0	0	0	0	0	0	0	48	56.5
21:15	7	6	0	1	0	0	0	0	0	0	0	0	0	0	43.8	-
21:30	22	21	0	1	0	0	0	0	0	0	0	0	0	0	50	55.4
21:45	14	14	0	0	0	0	0	0	0	0	0	0	0	0	46.7	52.6
22:00	21	19	0	2	0	0	0	0	0	0	0	0	0	0	50.3	60.1
22:15	7	7	0	0	0	0	0	0	0	0	0	0	0	0	47.4	-
22:30	12	10	0	2	0	0	0	0	0	0	0	0	0	0	46.6	55.1
22:45	0	0	0	0	0	0	0	0	0	0	0	0	0	0	-	-
23:00	4	4	0	0	0	0	0	0	0	0	0	0	0	0	50.5	-
23:15	1	1	0	0	0	0	0	0	0	0	0	0	0	0	37.5	-
23:30	1	1	0	0	0	0	0	0	0	0	0	0	0	0	53.7	-
23:45	6	5	0	1	0	0	0	0	0	0	0	0	0	0	47.2	-
00:00	2015	1728	3	226	34	10	2	2	0	6	1	0	0	3	45.6	52.9
07:09	140	106	0	26	6	1	0	1	0	0	0	0	0	0	43.3	51.5
16-18	416	394	1	18	2	0	0	0	0	1	0	0	0	0	46.2	52.9
Off-Peak	1459	1228	2	182	26	9	2	1	0	5	1	0	0	3		

15SYD0278

Wirega Ave, between Moorefields Rd & Garama Crt
Northbound

Wednesday, 8 June 2016

Parking on tubes 1245-1315

Time	Total	Clis													Mean	Vpp
		1	2	3	4	5	6	7	8	9	10	11	12	13		
00:00	9	9	0	0	0	0	0	0	0	0	0	0	0	0	52.6	-
00:15	1	1	0	0	0	0	0	0	0	0	0	0	0	0	51.3	-
00:30	1	1	0	0	0	0	0	0	0	0	0	0	0	0	39.1	-
00:45	3	3	0	0	0	0	0	0	0	0	0	0	0	0	47.9	-
01:00	1	0	0	1	0	0	0	0	0	0	0	0	0	0	37.4	-
01:15	1	1	0	0	0	0	0	0	0	0	0	0	0	0	49.2	-
01:30	3	0	0	1	1	1	0	0	0	0	0	0	0	0	39.9	-
01:45	1	0	0	1	0	0	0	0	0	0	0	0	0	0	45	-
02:00	3	0	0	3	0	0	0	0	0	0	0	0	0	0	40.8	-
02:15	1	0	0	1	0	0	0	0	0	0	0	0	0	0	46.9	-
02:30	1	0	0	0	0	1	0	0	0	0	0	0	0	0	37.7	-
02:45	4	2	0	2	0	0	0	0	0	0	0	0	0	0	43.1	-
03:00	5	2	0	2	0	1	0	0	0	0	0	0	0	0	47	-
03:15	0	0	0	0	0	0	0	0	0	0	0	0	0	0	-	-
03:30	2	1	0	0	0	1	0	0	0	0	0	0	0	0	41.7	-
03:45	1	1	0	0	0	0	0	0	0	0	0	0	0	0	50.6	-
04:00	1	0	0	1	0	0	0	0	0	0	0	0	0	0	42.7	-
04:15	2	1	0	1	0	0	0	0	0	0	0	0	0	0	44.2	-
04:30	3	1	0	1	0	0	0	0	0	1	0	0	0	0	37.3	-
04:45	3	2	0	1	0	0	0	0	0	0	0	0	0	0	50	-
05:00	7	4	0	1	0	1	0	0	0	1	0	0	0	0	40	-
05:15	3	1	0	1	1	0	0	0	0	0	0	0	0	0	38.7	-
05:30	5	3	0	1	1	0	0	0	0	0	0	0	0	0	43.3	-
05:45	5	2	0	3	0	0	0	0	0	0	0	0	0	0	37.1	-
06:00	10	5	1	3	0	0	0	1	0	0	0	0	0	0	43.2	-
06:15	11	6	0	4	0	0	0	0	0	1	0	0	0	0	38.8	43.6
06:30	9	5	0	2	2	0	0	0	0	0	0	0	0	0	35.5	-
06:45	10	8	0	2	0	0	0	0	0	0	0	0	0	0	44.5	-
07:00	15	11	0	1	2	0	0	0	0	0	1	0	0	0	33	44.3
07:15	16	9	0	6	1	0	0	0	0	0	0	0	0	0	38.3	43.9
07:30	14	11	0	2	1	0	0	0	0	0	0	0	0	0	42.9	51.5
07:45	19	12	0	3	2	0	0	0	0	0	2	0	0	0	39	49.7
08:00	14	8	0	5	1	0	0	0	0	0	0	0	0	0	38.4	51.5
08:15	17	14	0	3	0	0	0	0	0	0	0	0	0	0	46.9	52.6
08:30	18	15	0	1	2	0	0	0	0	0	0	0	0	0	46.4	55.4
08:45	21	15	0	5	1	0	0	0	0	0	0	0	0	0	45.3	52.2
09:00	27	22	1	3	1	0	0	0	0	0	0	0	0	0	42.4	53.6
09:15	25	20	0	3	2	0	0	0	0	0	0	0	0	0	44	49.3
09:30	35	26	0	7	2	0	0	0	0	0	0	0	0	0	42.5	49
09:45	25	18	0	6	0	0	0	0	0	0	1	0	0	0	43.1	48.6
10:00	36	24	0	11	1	0	0	0	0	0	0	0	0	0	39.6	49
10:15	21	14	0	5	2	0	0	0	0	0	0	0	0	0	35.2	44.3
10:30	31	21	0	8	1	0	1	0	0	0	0	0	0	0	36.9	42.5
10:45	36	29	0	4	1	1	0	0	0	1	0	0	0	0	38.8	43.9
11:00	45	36	1	5	1	1	0	0	1	0	0	0	0	0	42.9	48.6
11:15	27	21	0	4	2	0	0	0	0	0	0	0	0	0	43.4	51.5
11:30	28	26	0	1	1	0	0	0	0	0	0	0	0	0	42.1	49
11:45	30	23	0	6	1	0	0	0	0	0	0	0	0	0	48.5	54.4
12:00	8	8	0	0	0	0	0	0	0	0	0	0	0	0	44.5	-
12:15	28	25	0	2	0	1	0	0	0	0	0	0	0	0	44.9	54
12:30	40	33	0	6	0	1	0	0	0	0	0	0	0	0	43	50.4
12:45	0	0	0	0	0	0	0	0	0	0	0	0	0	0	-	-
13:00	0	0	0	0	0	0	0	0	0	0	0	0	0	0	-	-
13:15	24	21	0	3	0	0	0	0	0	0	0	0	0	0	46.8	56.5
13:30	34	31	1	1	1	0	0	0	0	0	0	0	0	0	42	51.8
13:45	35	29	1	4	0	1	0	0	0	0	0	0	0	0	42.4	50.4
14:00	35	29	0	3	1	2	0	0	0	0	0	0	0	0	45.1	52.2
14:15	30	24	0	5	0	0	0	0	0	0	0	0	0	1	42.4	50.4
14:30	60	57	0	1	1	1	0	0	0	0	0	0	0	0	45.5	52.2
14:45	41	41	0	0	0	0	0	0	0	0	0	0	0	0	48.1	55.1
15:00	50	49	0	1	0	0	0	0	0	0	0	0	0	0	46.4	51.5
15:15	47	42	0	5	0	0	0	0	0	0	0	0	0	0	45.6	52.9
15:30	42	39	0	2	0	0	0	0	0	1	0	0	0	0	44.5	56.9
15:45	34	31	0	1	1	0	0	0	0	1	0	0	0	0	47.4	55.1
16:00	79	76	0	3	0	0	0	0	0	0	0	0	0	0	45.1	51.8
16:15	48	45	0	3	0	0	0	0	0	0	0	0	0	0	45.4	53.6
16:30	54	48	0	6	0	0	0	0	0	0	0	0	0	0	45.4	51.1
16:45	57	56	0	1	0	0	0	0	0	0	0	0	0	0	48.4	53.6
17:00	62	59	0	3	0	0	0	0	0	0	0	0	0	0	46.1	51.8
17:15	38	37	0	1	0	0	0	0	0	0	0	0	0	0	48	54.7
17:30	37	36	0	1	0	0	0	0	0	0	0	0	0	0	39.9	46.4
17:45	24	24	0	0	0	0	0	0	0	0	0	0	0	0	45.8	50.4
18:00	21	19	0	2	0	0	0	0	0	0	0	0	0	0	46.6	52.6
18:15	16	14	0	1	0	0	0	0	0	1	0	0	0	0	48.5	55.4
18:30	16	15	0	1	0	0	0	0	0	0	0	0	0	0	49.8	56.2
18:45	11	10	1	0	0	0	0	0	0	0	0	0	0	0	48.9	50.4
19:00	13	12	1	0	0	0	0	0	0	0	0	0	0	0	42.1	49.3
19:15	23	22	0	1	0	0	0	0	0	0	0	0	0	0	46.5	54.7
19:30	15	13	0	1	0	0	1	0	0	0	0	0	0	0	51.5	63
19:45	12	10	0	0	1	0	0	0	0	1	0	0	0	0	50.5	54
20:00	11	9	0	2	0	0	0	0	0	0	0	0	0	0	48.7	58
20:15	23	23	0	0	0	0	0	0	0	0	0	0	0	0	46	50
20:30	9	9	0	0	0	0	0	0	0	0	0	0	0	0	46.5	-
20:45	76	73	1	2	0	0	0	0	0	0	0	0	0	0	45.6	48.6
21:00	21	21	0	0	0	0	0	0	0	0	0	0	0	0	47.4	55.1
21:15	9	9	0	0	0	0	0	0	0	0	0	0	0	0	45.9	-
21:30	21	20	0	1	0	0	0	0	0	0	0	0	0	0	50.6	59.8
21:45	14	13	0	1	0	0	0	0	0	0	0	0	0	0	47.6	55.1
22:00	16	15	0	1	0	0	0	0	0	0	0	0	0	0	51.5	58.3
22:15	13	13	0	0	0	0	0	0	0	0	0	0	0	0	49.2	56.5
22:30	19	18	0	1	0	0	0	0	0	0	0	0	0	0	48.5	53.3
22:45	4	3	0	1	0	0	0	0	0	0	0	0	0	0	49.5	-
23:00	3	3	0	0	0	0	0	0	0	0	0	0	0	0	45.5	-
23:15	3	3	0	0	0	0	0	0	0	0	0	0	0	0	39.8	-
23:30	5	4	0	1	0	0	0	0	0	0	0	0	0	0	45.8	-
23:45	4	4	0	0	0	0	0	0	0	0	0	0	0	0	52.6	-
00:00	1891	1629	8	188	36	13	2	1	1	8	4	0	1	44.6	52.6	
07:09	134	95	0	26	10	0	0	0	0	0	3	0	0	41.6	51.5	
16-18	399	381	0	17	1	0	0	0	0	0	0	0	0	45.7	52.6	
Off-Peak	1358	1153	8	145	25	13	2	1	1	8	1	0	1			

15SYD0278

Wirega Ave, between Moorefields Rd & Garema Crt
Northbound

Thursday, 9 June 2016

Parking on tubes 0700-0745

Time	Total	Cls	Cls	Cls	Cls	Cls	Cls	Cls	Cls	Cls	Cls	Cls	Cls	Cls	Mean	Vpp
		1	2	3	4	5	6	7	8	9	10	11	12	13		85
00:00	9	9	0	0	0	0	0	0	0	0	0	0	0	0	49	-
00:15	3	3	0	0	0	0	0	0	0	0	0	0	0	0	55.5	-
00:30	0	0	0	0	0	0	0	0	0	0	0	0	0	0	-	-
00:45	6	5	0	1	0	0	0	0	0	0	0	0	0	0	48.9	-
01:00	2	2	0	0	0	0	0	0	0	0	0	0	0	0	55.7	-
01:15	4	4	0	0	0	0	0	0	0	0	0	0	0	0	45.1	-
01:30	1	0	0	0	0	1	0	0	0	0	0	0	0	0	40.6	-
01:45	2	0	0	2	0	0	0	0	0	0	0	0	0	0	35.3	-
02:00	0	0	0	0	0	0	0	0	0	0	0	0	0	0	-	-
02:15	4	1	0	3	0	0	0	0	0	0	0	0	0	0	43	-
02:30	1	1	0	0	0	0	0	0	0	0	0	0	0	0	43.6	-
02:45	2	0	0	2	0	0	0	0	0	0	0	0	0	0	37.5	-
03:00	3	0	0	2	0	1	0	0	0	0	0	0	0	0	44.8	-
03:15	1	0	0	1	0	0	0	0	0	0	0	0	0	0	39.9	-
03:30	1	1	0	0	0	0	0	0	0	0	0	0	0	0	39.4	-
03:45	0	0	0	0	0	0	0	0	0	0	0	0	0	0	-	-
04:00	1	0	0	1	0	0	0	0	0	0	0	0	0	0	40.3	-
04:15	0	0	0	0	0	0	0	0	0	0	0	0	0	0	-	-
04:30	0	0	0	0	0	0	0	0	0	0	0	0	0	0	-	-
04:45	5	4	0	0	0	0	0	0	0	1	0	0	0	0	46.1	-
05:00	7	5	0	1	0	0	0	0	0	1	0	0	0	0	25.7	-
05:15	7	3	0	2	0	2	0	0	0	0	0	0	0	0	31.8	-
05:30	5	4	0	1	0	0	0	0	0	0	0	0	0	0	42.2	-
05:45	15	11	0	2	1	1	0	0	0	0	0	0	0	0	39.8	47.2
06:00	5	3	0	2	0	0	0	0	0	0	0	0	0	0	40.4	-
06:15	8	3	1	3	0	1	0	0	0	0	0	0	0	0	42.2	-
06:30	7	5	0	2	0	0	0	0	0	0	0	0	0	0	33.2	-
06:45	29	18	0	1	9	0	0	0	0	1	0	0	0	0	29.9	42.5
07:00	0	0	0	0	0	0	0	0	0	0	0	0	0	0	-	-
07:15	0	0	0	0	0	0	0	0	0	0	0	0	0	0	-	-
07:30	0	0	0	0	0	0	0	0	0	0	0	0	0	0	-	-
07:45	4	2	0	1	1	0	0	0	0	0	0	0	0	0	22.8	-
08:00	20	14	1	3	2	0	0	0	0	0	0	0	0	0	37.8	47.5
08:15	31	19	0	4	7	0	0	0	0	1	0	0	0	0	38	44.3
08:30	18	10	0	4	3	1	0	0	0	0	0	0	0	0	38.9	47.9
08:45	20	14	0	5	1	0	0	0	0	0	0	0	0	0	41	47.9
09:00	21	17	0	4	0	0	0	0	0	0	0	0	0	0	45.9	53.3
09:15	26	21	0	2	1	1	0	0	0	0	0	0	0	1	44.8	51.1
09:30	32	25	1	3	2	1	0	0	0	0	0	0	0	0	42.2	49.7
09:45	28	23	0	5	0	0	0	0	0	0	0	0	0	0	44	55.4
10:00	39	32	0	6	1	0	0	0	0	0	0	0	0	0	44.3	52.2
10:15	27	23	0	4	0	0	0	0	0	0	0	0	0	0	42.9	49
10:30	28	20	0	5	2	0	0	0	0	0	0	0	0	1	41.1	49
10:45	21	13	0	5	3	0	0	0	0	0	0	0	0	0	42.9	49
11:00	41	30	1	7	3	0	0	0	0	0	0	0	0	0	41.4	50.8
11:15	38	38	0	0	0	0	0	0	0	0	0	0	0	0	45.4	54.7
11:30	29	26	0	0	2	1	0	0	0	0	0	0	0	0	48.1	55.4
11:45	35	28	0	6	0	1	0	0	0	0	0	0	0	0	45.8	54
12:00	39	31	3	4	1	0	0	0	0	0	0	0	0	0	45.1	50.8
12:15	46	43	0	2	0	0	0	0	0	1	0	0	0	0	45	52.6
12:30	39	30	0	5	4	0	0	0	0	0	0	0	0	0	41.1	48.6
12:45	29	25	0	3	0	1	0	0	0	0	0	0	0	0	46.7	52.6
13:00	37	27	0	9	1	0	0	0	0	0	0	0	0	0	46.2	52.6
13:15	41	34	0	6	1	0	0	0	0	0	0	0	0	0	45.9	52.6
13:30	43	37	0	5	1	0	0	0	0	0	0	0	0	0	45.3	55.1
13:45	30	26	0	3	1	0	0	0	0	0	0	0	0	0	45	55.4
14:00	47	41	0	6	0	0	0	0	0	0	0	0	0	0	46.6	51.5
14:15	38	34	1	3	0	0	0	0	0	0	0	0	0	0	45.3	52.6
14:30	46	41	0	3	1	0	0	0	0	1	0	0	0	0	45	52.2
14:45	39	37	0	2	0	0	0	0	0	0	0	0	0	0	48.2	56.2
15:00	54	46	0	6	2	0	0	0	0	0	0	0	0	0	43.9	52.2
15:15	44	42	0	2	0	0	0	0	0	0	0	0	0	0	46.5	54
15:30	43	42	0	1	0	0	0	0	0	0	0	0	0	0	44	52.6
15:45	39	36	0	3	0	0	0	0	0	0	0	0	0	0	48.5	57.2
16:00	76	74	0	2	0	0	0	0	0	0	0	0	0	0	47.2	54.4
16:15	33	32	0	1	0	0	0	0	0	0	0	0	0	0	49.9	55.1
16:30	56	55	0	1	0	0	0	0	0	0	0	0	0	0	46	52.9
16:45	57	56	1	0	0	0	0	0	0	0	0	0	0	0	47.8	53.6
17:00	69	68	0	1	0	0	0	0	0	0	0	0	0	0	45.1	51.8
17:15	48	47	0	1	0	0	0	0	0	0	0	0	0	0	43.6	49
17:30	36	33	1	2	0	0	0	0	0	0	0	0	0	0	44.2	50
17:45	18	16	0	2	0	0	0	0	0	0	0	0	0	0	42.3	49
18:00	24	23	0	1	0	0	0	0	0	0	0	0	0	0	42.7	47.9
18:15	31	31	0	0	0	0	0	0	0	0	0	0	0	0	47.4	56.5
18:30	23	19	0	3	1	0	0	0	0	0	0	0	0	0	46.8	53.3
18:45	12	12	0	0	0	0	0	0	0	0	0	0	0	0	48.3	56.2
19:00	22	21	0	0	0	0	1	0	0	0	0	0	0	0	44.5	52.6
19:15	19	17	0	2	0	0	0	0	0	0	0	0	0	0	44.4	50.8
19:30	10	9	0	1	0	0	0	0	0	0	0	0	0	0	46.5	-
19:45	10	9	0	1	0	0	0	0	0	0	0	0	0	0	47.9	-
20:00	19	18	0	1	0	0	0	0	0	0	0	0	0	0	48.8	53.6
20:15	3	3	0	0	0	0	0	0	0	0	0	0	0	0	42.8	-
20:30	42	42	0	0	0	0	0	0	0	0	0	0	0	0	44.7	51.1
20:45	70	69	0	0	0	0	0	0	0	1	0	0	0	0	46.9	53.3
21:00	20	19	0	1	0	0	0	0	0	0	0	0	0	0	51.1	56.2
21:15	17	17	0	0	0	0	0	0	0	0	0	0	0	0	52.3	56.5
21:30	6	4	0	2	0	0	0	0	0	0	0	0	0	0	46.8	-
21:45	9	8	0	0	0	0	0	0	0	0	1	0	0	0	45.1	-
22:00	23	22	0	1	0	0	0	0	0	0	0	0	0	0	47.6	56.2
22:15	10	9	0	1	0	0	0	0	0	0	0	0	0	0	46.1	-
22:30	11	9	0	2	0	0	0	0	0	0	0	0	0	0	48.3	54.7
22:45	5	4	0	1	0	0	0	0	0	0	0	0	0	0	46.1	-
23:00	5	5	0	0	0	0	0	0	0	0	0	0	0	0	39.8	-
23:15	5	5	0	0	0	0	0	0	0	0	0	0	0	0	50.1	-
23:30	6	4	0	2	0	0	0	0	0	0	0	0	0	0	40.3	-
23:45	6	6	0	0	0	0	0	0	0	0	0	0	0	0	52.9	-
00:00	2041	1775	10	182	51	12	1	0	0	7	1	0	0	2	44.8	53.3
07:09	93	59	1	17	14	1	0	0	0	1	0	0	0	0	38.1	47.5
16-18	393	381	2	10	0	0	0	0	0	0	0	0	0	0	46.0	53.3
Off-Peak	1555	1335	7	155	37	11	1	0	0	6	1	0	0	2		

15SYD0278

Wirega Ave, between Moorefields Rd & Garama Crt
Northbound

Friday, 10 June 2016

Time	Total	Cls	Cls	Cls	Cls	Cls	Cls	Cls	Cls	Cls	Cls	Cls	Cls	Cls	Mean	Vpp
		1	2	3	4	5	6	7	8	9	10	11	12	13		85
00:00	11	11	0	0	0	0	0	0	0	0	0	0	0	0	47.4	50.8
00:15	3	3	0	0	0	0	0	0	0	0	0	0	0	0	45.7	-
00:30	1	1	0	0	0	0	0	0	0	0	0	0	0	0	23.2	-
00:45	4	2	0	2	0	0	0	0	0	0	0	0	0	0	50	-
01:00	3	3	0	0	0	0	0	0	0	0	0	0	0	0	48.7	-
01:15	4	3	0	1	0	0	0	0	0	0	0	0	0	0	40.8	-
01:30	1	0	0	1	0	0	0	0	0	0	0	0	0	0	40.9	-
01:45	1	0	0	1	0	0	0	0	0	0	0	0	0	0	45.7	-
02:00	4	4	0	0	0	0	0	0	0	0	0	0	0	0	44.2	-
02:15	0	0	0	0	0	0	0	0	0	0	0	0	0	0	-	-
02:30	4	0	0	3	0	1	0	0	0	0	0	0	0	0	41.1	-
02:45	1	0	0	1	0	0	0	0	0	0	0	0	0	0	42.8	-
03:00	2	1	0	1	0	0	0	0	0	0	0	0	0	0	47.6	-
03:15	1	0	0	1	0	0	0	0	0	0	0	0	0	0	35.6	-
03:30	1	0	0	1	0	0	0	0	0	0	0	0	0	0	41.6	-
03:45	1	1	0	0	0	0	0	0	0	0	0	0	0	0	40	-
04:00	0	0	0	0	0	0	0	0	0	0	0	0	0	0	-	-
04:15	1	0	0	0	0	1	0	0	0	0	0	0	0	0	46.2	-
04:30	3	0	0	2	0	1	0	0	0	0	0	0	0	0	38.9	-
04:45	4	2	0	0	2	0	0	0	0	0	0	0	0	0	24.2	-
05:00	7	3	0	0	3	1	0	0	0	0	0	0	0	0	34.4	-
05:15	8	5	0	2	1	0	0	0	0	0	0	0	0	0	34.8	-
05:30	8	4	0	3	0	1	0	0	0	0	0	0	0	0	41.9	-
05:45	5	3	0	2	0	0	0	0	0	0	0	0	0	0	40.7	-
06:00	6	4	0	2	0	0	0	0	0	0	0	0	0	0	39.4	-
06:15	10	6	0	3	0	0	0	0	0	1	0	0	0	0	38.7	-
06:30	8	5	1	1	0	0	0	0	0	1	0	0	0	0	39.9	-
06:45	34	15	0	5	10	1	0	0	0	1	0	0	0	2	29.2	44.6
07:00	18	11	0	2	2	0	0	0	0	2	0	0	0	1	37.8	46.8
07:15	6	4	0	1	1	0	0	0	0	0	0	0	0	0	41.4	-
07:30	12	7	0	4	1	0	0	0	0	0	0	0	0	0	38.8	49
07:45	19	13	0	5	0	1	0	0	0	0	0	0	0	0	39.5	47.5
08:00	13	10	0	1	1	0	0	0	0	0	0	0	0	1	47.4	56.2
08:15	21	14	0	5	1	1	0	0	0	0	0	0	0	0	44.8	51.5
08:30	21	13	0	7	0	0	0	0	0	1	0	0	0	0	41.6	50
08:45	25	21	0	4	0	0	0	0	0	0	0	0	0	0	44.9	52.2
09:00	28	16	0	12	0	0	0	0	0	0	0	0	0	0	42.6	48.2
09:15	16	12	0	3	1	0	0	0	0	0	0	0	0	0	40.7	50
09:30	27	23	0	3	1	0	0	0	0	0	0	0	0	0	45	51.5
09:45	33	20	1	9	3	0	0	0	0	0	0	0	0	0	45.1	54.7
10:00	20	18	0	2	0	0	0	0	0	0	0	0	0	0	48.4	57.6
10:15	26	23	0	3	0	0	0	0	0	0	0	0	0	0	45.8	52.6
10:30	24	17	0	7	0	0	0	0	0	0	0	0	0	0	43.9	52.2
10:45	37	25	1	10	0	1	0	0	0	0	0	0	0	0	45	50.8
11:00	28	25	0	3	0	0	0	0	0	0	0	0	0	0	47.9	54
11:15	29	21	0	6	2	0	0	0	0	0	0	0	0	0	42.9	47.2
11:30	35	26	0	5	3	0	0	0	0	1	0	0	0	0	41.3	51.8
11:45	36	23	1	11	0	1	0	0	0	0	0	0	0	0	44.6	51.5
12:00	34	29	2	3	0	0	0	0	0	0	0	0	0	0	44.7	54.4
12:15	22	19	0	2	0	0	0	0	0	1	0	0	0	0	48.1	59.4
12:30	32	29	0	2	1	0	0	0	0	0	0	0	0	0	44.6	54.7
12:45	116	110	1	3	2	0	0	0	0	0	0	0	0	0	39.3	47.5
13:00	138	133	1	3	1	0	0	0	0	0	0	0	0	0	38	46.1
13:15	38	37	0	1	0	0	0	0	0	0	0	0	0	0	43.2	47.9
13:30	44	39	0	4	1	0	0	0	0	0	0	0	0	0	44	52.6
13:45	32	29	0	3	0	0	0	0	0	0	0	0	0	0	47.8	54.4
14:00	37	29	0	7	1	0	0	0	0	0	0	0	0	0	42.3	49.7
14:15	40	36	1	1	1	0	0	0	0	0	0	0	0	1	47.9	55.8
14:30	52	50	0	2	0	0	0	0	0	0	0	0	0	0	44.3	49.3
14:45	41	32	0	7	2	0	0	0	0	0	0	0	0	0	44.8	50.8
15:00	56	54	0	2	0	0	0	0	0	0	0	0	0	0	43.9	51.8
15:15	43	40	1	2	0	0	0	0	0	0	0	0	0	0	48.5	55.8
15:30	47	45	0	1	1	0	0	0	0	0	0	0	0	0	47.7	53.3
15:45	52	49	0	2	0	0	0	0	0	1	0	0	0	0	46.1	54
16:00	72	68	0	4	0	0	0	0	0	0	0	0	0	0	45.8	51.1
16:15	37	36	0	0	1	0	0	0	0	0	0	0	0	0	46.9	56.2
16:30	60	57	0	3	0	0	0	0	0	0	0	0	0	0	47.9	55.4
16:45	57	54	0	3	0	0	0	0	0	0	0	0	0	0	45.7	51.5
17:00	45	44	0	0	0	1	0	0	0	0	0	0	0	0	45.1	51.1
17:15	25	22	0	3	0	0	0	0	0	0	0	0	0	0	44.5	50.8
17:30	39	39	0	0	0	0	0	0	0	0	0	0	0	0	45.5	50.4
17:45	25	23	0	2	0	0	0	0	0	0	0	0	0	0	50.3	54.7
18:00	18	16	0	2	0	0	0	0	0	0	0	0	0	0	46.9	51.1
18:15	19	16	0	3	0	0	0	0	0	0	0	0	0	0	47.2	49
18:30	8	8	0	0	0	0	0	0	0	0	0	0	0	0	47	-
18:45	15	13	0	2	0	0	0	0	0	0	0	0	0	0	46.6	53.6
19:00	11	11	0	0	0	0	0	0	0	0	0	0	0	0	46.4	50.8
19:15	18	18	0	0	0	0	0	0	0	0	0	0	0	0	50.8	60.1
19:30	10	9	0	1	0	0	0	0	0	0	0	0	0	0	50.5	-
19:45	7	7	0	0	0	0	0	0	0	0	0	0	0	0	49.9	-
20:00	14	12	0	1	0	0	1	0	0	0	0	0	0	0	46.9	50.4
20:15	9	8	0	1	0	0	0	0	0	0	0	0	0	0	44.4	-
20:30	19	18	0	0	0	0	0	0	0	1	0	0	0	0	47.3	52.2
20:45	43	43	0	0	0	0	0	0	0	0	0	0	0	0	49	55.1
21:00	49	47	0	2	0	0	0	0	0	0	0	0	0	0	45.5	58
21:15	10	10	0	0	0	0	0	0	0	0	0	0	0	0	50.7	-
21:30	12	12	0	0	0	0	0	0	0	0	0	0	0	0	44.5	54
21:45	14	12	0	2	0	0	0	0	0	0	0	0	0	0	47.3	58.7
22:00	9	9	0	0	0	0	0	0	0	0	0	0	0	0	52.8	-
22:15	20	19	0	1	0	0	0	0	0	0	0	0	0	0	43.6	48.2
22:30	17	17	0	0	0	0	0	0	0	0	0	0	0	0	47.4	51.1
22:45	8	7	0	1	0	0	0	0	0	0	0	0	0	0	47.8	-
23:00	7	7	0	0	0	0	0	0	0	0	0	0	0	0	38.7	-
23:15	10	7	0	3	0	0	0	0	0	0	0	0	0	0	42.8	-
23:30	3	3	0	0	0	0	0	0	0	0	0	0	0	0	38.5	-
23:45	5	5	0	0	0	0	0	0	0	0	0	0	0	0	44.9	-
00:00	2149	1855	10	214	43	11	1	0	0	10	0	0	0	5	44.2	52.6
07:09	135	93	0	29	6	2	0	0	0	3	0	0	0	2	42.2	51.8
16-18	360	343	0	15	1	1	0	0	0	0	0	0	0	0	46.3	53.6
Off-Peak	1654	1419	10	170	36	8	1	0	0	7	0	0	0	3		

15SYD0278

Wirega Ave, between Moorefields Rd & Garema Crt
 Southbound

Monday, 6 June 2016

Time	Total	Cls													Mean	Vpp
		1	2	3	4	5	6	7	8	9	10	11	12	13		
00:00	0	0	0	0	0	0	0	0	0	0	0	0	0	0	-	-
00:15	1	1	0	0	0	0	0	0	0	0	0	0	0	0	15.5	-
00:30	3	3	0	0	0	0	0	0	0	0	0	0	0	0	50.2	-
00:45	1	1	0	0	0	0	0	0	0	0	0	0	0	0	48.8	-
01:00	1	1	0	0	0	0	0	0	0	0	0	0	0	0	53.3	-
01:15	2	2	0	0	0	0	0	0	0	0	0	0	0	0	47.2	-
01:30	1	0	0	0	1	0	0	0	0	0	0	0	0	0	53	-
01:45	2	2	0	0	0	0	0	0	0	0	0	0	0	0	49	-
02:00	3	3	0	0	0	0	0	0	0	0	0	0	0	0	44.7	-
02:15	0	0	0	0	0	0	0	0	0	0	0	0	0	0	-	-
02:30	2	1	0	1	0	0	0	0	0	0	0	0	0	0	47.4	-
02:45	3	3	0	0	0	0	0	0	0	0	0	0	0	0	55.3	-
03:00	4	3	0	1	0	0	0	0	0	0	0	0	0	0	49.9	-
03:15	6	5	0	0	0	1	0	0	0	0	0	0	0	0	52.8	-
03:30	1	1	0	0	0	0	0	0	0	0	0	0	0	0	60	-
03:45	6	6	0	0	0	0	0	0	0	0	0	0	0	0	51.1	-
04:00	2	2	0	0	0	0	0	0	0	0	0	0	0	0	53.6	-
04:15	7	4	0	2	0	0	0	0	0	1	0	0	0	0	45.4	-
04:30	6	6	0	0	0	0	0	0	0	0	0	0	0	0	53	-
04:45	5	4	0	1	0	0	0	0	0	0	0	0	0	0	50.9	-
05:00	8	7	0	0	0	0	0	0	0	1	0	0	0	0	44.6	-
05:15	9	9	0	0	0	0	0	0	0	0	0	0	0	0	54.4	-
05:30	26	22	0	3	0	1	0	0	0	0	0	0	0	0	49.1	54.4
05:45	38	35	0	1	1	1	0	0	0	0	0	0	0	0	51.9	55.4
06:00	25	22	0	2	0	0	0	0	0	1	0	0	0	0	50.1	54.7
06:15	48	45	0	2	0	0	0	0	0	1	0	0	0	0	50	56.5
06:30	50	48	0	0	1	0	0	0	0	1	0	0	0	0	50.6	58.3
06:45	52	50	0	1	1	0	0	0	0	0	0	0	0	0	49.5	55.8
07:00	42	40	0	1	1	0	0	0	0	0	0	0	0	0	47.6	53.3
07:15	43	41	0	2	0	0	0	0	0	0	0	0	0	0	48.4	58.3
07:30	52	43	0	6	1	0	0	0	0	2	0	0	0	0	49.1	55.4
07:45	59	52	0	7	0	0	0	0	0	0	0	0	0	0	47.4	54
08:00	41	38	0	3	0	0	0	0	0	0	0	0	0	0	47.6	51.8
08:15	60	58	0	1	1	0	0	0	0	0	0	0	0	0	46.6	53.6
08:30	52	48	0	2	2	0	0	0	0	0	0	0	0	0	47.7	54.4
08:45	58	50	0	7	1	0	0	0	0	0	0	0	0	0	46.2	53.3
09:00	43	33	0	8	1	1	0	0	0	0	0	0	0	0	48.4	54.4
09:15	36	32	0	3	1	0	0	0	0	0	0	0	0	0	46.3	52.6
09:30	40	32	0	6	2	0	0	0	0	0	0	0	0	0	46.4	51.5
09:45	22	18	0	4	0	0	0	0	0	0	0	0	0	0	47.7	53.6
10:00	23	13	0	8	2	0	0	0	0	0	0	0	0	0	47.6	56.2
10:15	45	36	1	8	0	0	0	0	0	0	0	0	0	0	47.9	53.6
10:30	38	29	1	4	2	0	0	0	0	1	0	0	0	1	40.3	50.4
10:45	46	39	0	6	1	0	0	0	0	0	0	0	0	0	44.9	49.7
11:00	35	25	0	7	0	3	0	0	0	0	0	0	0	0	44.7	51.1
11:15	30	19	0	10	1	0	0	0	0	0	0	0	0	0	44.8	52.2
11:30	43	34	0	9	0	0	0	0	0	0	0	0	0	0	46.8	55.1
11:45	26	22	0	4	0	0	0	0	0	0	0	0	0	0	51.9	56.9
12:00	38	29	0	4	3	1	0	0	0	1	0	0	0	0	45.9	51.8
12:15	40	36	0	3	1	0	0	0	0	0	0	0	0	0	47.1	51.5
12:30	41	33	0	7	0	1	0	0	0	0	0	0	0	0	46.8	52.2
12:45	24	18	0	4	2	0	0	0	0	0	0	0	0	0	48.2	55.4
13:00	25	17	2	6	0	0	0	0	0	0	0	0	0	0	50	54.7
13:15	36	24	0	9	2	0	0	0	0	1	0	0	0	0	47.2	55.1
13:30	23	22	0	1	0	0	0	0	0	0	0	0	0	0	48.7	55.4
13:45	37	30	0	7	0	0	0	0	0	0	0	0	0	0	48.4	53.3
14:00	31	26	0	5	0	0	0	0	0	0	0	0	0	0	49.4	56.9
14:15	32	26	0	6	0	0	0	0	0	0	0	0	0	0	46.3	49.7
14:30	21	18	0	3	0	0	0	0	0	0	0	0	0	0	49.7	55.1
14:45	29	24	0	4	1	0	0	0	0	0	0	0	0	0	46.7	55.4
15:00	18	15	0	3	0	0	0	0	0	0	0	0	0	0	45.6	50.4
15:15	20	13	1	6	0	0	0	0	0	0	0	0	0	0	45.3	51.1
15:30	25	18	0	6	1	0	0	0	0	0	0	0	0	0	46.4	52.6
15:45	12	8	0	4	0	0	0	0	0	0	0	0	0	0	47.9	55.4
16:00	24	21	0	1	2	0	0	0	0	0	0	0	0	0	48.1	54.4
16:15	27	24	0	2	0	0	0	0	0	1	0	0	0	0	51.7	58.7
16:30	21	21	0	0	0	0	0	0	0	0	0	0	0	0	51.3	62.3
16:45	24	22	0	2	0	0	0	0	0	0	0	0	0	0	52.6	58
17:00	28	26	0	2	0	0	0	0	0	0	0	0	0	0	52	59.8
17:15	15	14	0	1	0	0	0	0	0	0	0	0	0	0	46.5	53.3
17:30	13	9	0	4	0	0	0	0	0	0	0	0	0	0	49.4	53.6
17:45	12	7	0	5	0	0	0	0	0	0	0	0	0	0	49.2	54.7
18:00	12	10	0	2	0	0	0	0	0	0	0	0	0	0	49.6	55.8
18:15	9	8	0	1	0	0	0	0	0	0	0	0	0	0	49.7	-
18:30	21	19	0	1	0	0	0	0	0	1	0	0	0	0	51.8	59
18:45	40	39	0	0	0	0	1	0	0	0	0	0	0	0	51.3	59.8
19:00	42	40	0	1	0	0	1	0	0	0	0	0	0	0	48.5	58.3
19:15	25	25	0	0	0	0	0	0	0	0	0	0	0	0	55.5	61.2
19:30	13	13	0	0	0	0	0	0	0	0	0	0	0	0	52.3	58
19:45	6	6	0	0	0	0	0	0	0	0	0	0	0	0	50.5	-
20:00	9	9	0	0	0	0	0	0	0	0	0	0	0	0	51.8	-
20:15	13	13	0	0	0	0	0	0	0	0	0	0	0	0	49.4	58.3
20:30	7	6	0	1	0	0	0	0	0	0	0	0	0	0	53	-
20:45	4	4	0	0	0	0	0	0	0	0	0	0	0	0	49.3	-
21:00	7	6	0	1	0	0	0	0	0	0	0	0	0	0	49	-
21:15	2	2	0	0	0	0	0	0	0	0	0	0	0	0	53.8	-
21:30	0	0	0	0	0	0	0	0	0	0	0	0	0	0	-	-
21:45	5	3	0	0	1	0	0	0	0	0	0	0	0	1	36.7	-
22:00	6	5	0	1	0	0	0	0	0	0	0	0	0	0	46.8	-
22:15	4	4	0	0	0	0	0	0	0	0	0	0	0	0	61.9	-
22:30	3	3	0	0	0	0	0	0	0	0	0	0	0	0	50.1	-
22:45	3	3	0	0	0	0	0	0	0	0	0	0	0	0	28.5	-
23:00	1	1	0	0	0	0	0	0	0	0	0	0	0	0	52.7	-
23:15	1	1	0	0	0	0	0	0	0	0	0	0	0	0	49.5	-
23:30	2	1	0	1	0	0	0	0	0	0	0	0	0	0	44	-
23:45	0	0	0	0	0	0	0	0	0	0	0	0	0	0	-	-
00:00	1997	1710	5	224	33	9	2	0	0	12	0	0	0	2	48.2	55.4
07-09	407	370	0	29	6	0	0	0	0	2	0	0	0	0	47.5	54.0
16-18	164	144	0	17	2	0	0	0	0	1	0	0	0	0	50.5	58.0
Off-Peak	1426	1196	5	178	25	9	2	0	0	9	0	0	0	2	-	-

15SYD0278

Wirega Ave, between Moorefields Rd & Garemra Crt
Southbound

Wednesday, 8 June 2016

Parking on tubes 1245-1315

Time	Total	Cls	Cls	Cls	Cls	Cls	Cls	Cls	Cls	Cls	Cls	Cls	Cls	Cls	Mean	Vpp
		1	2	3	4	5	6	7	8	9	10	11	12	13		85
00:00	0	0	0	0	0	0	0	0	0	0	0	0	0	0	-	-
00:15	1	1	0	0	0	0	0	0	0	0	0	0	0	0	54.5	-
00:30	1	1	0	0	0	0	0	0	0	0	0	0	0	0	57.9	-
00:45	1	1	0	0	0	0	0	0	0	0	0	0	0	0	31.1	-
01:00	0	0	0	0	0	0	0	0	0	0	0	0	0	0	-	-
01:15	3	2	0	0	0	1	0	0	0	0	0	0	0	0	49.6	-
01:30	2	0	0	1	1	0	0	0	0	0	0	0	0	0	52.4	-
01:45	2	2	0	0	0	0	0	0	0	0	0	0	0	0	54	-
02:00	2	1	0	1	0	0	0	0	0	0	0	0	0	0	47.1	-
02:15	2	1	0	0	0	1	0	0	0	0	0	0	0	0	46.9	-
02:30	2	2	0	0	0	0	0	0	0	0	0	0	0	0	59.6	-
02:45	3	3	0	0	0	0	0	0	0	0	0	0	0	0	58.5	-
03:00	3	2	0	0	0	1	0	0	0	0	0	0	0	0	58.2	-
03:15	5	4	0	0	0	1	0	0	0	0	0	0	0	0	50.2	-
03:30	1	1	0	0	0	0	0	0	0	0	0	0	0	0	60.3	-
03:45	2	2	0	0	0	0	0	0	0	0	0	0	0	0	51.5	-
04:00	6	4	0	2	0	0	0	0	0	0	0	0	0	0	45.6	-
04:15	9	6	0	2	0	0	0	0	0	1	0	0	0	0	50.7	-
04:30	3	1	0	2	0	0	0	0	0	0	0	0	0	0	53.4	-
04:45	11	10	0	0	0	1	0	0	0	0	0	0	0	0	50.5	54.7
05:00	16	14	0	1	0	0	0	0	0	1	0	0	0	0	50.1	56.9
05:15	17	14	0	0	3	0	0	0	0	0	0	0	0	0	43.5	50.8
05:30	25	25	0	0	0	0	0	0	0	0	0	0	0	0	51.5	58
05:45	39	34	0	4	1	0	0	0	0	0	0	0	0	0	49	54.4
06:00	22	21	0	0	0	0	0	0	0	1	0	0	0	0	48.8	55.8
06:15	48	43	0	4	0	0	0	0	0	1	0	0	0	0	46.1	54.4
06:30	55	49	0	3	2	0	0	0	0	1	0	0	0	0	44.3	54
06:45	61	51	0	4	6	0	0	0	0	0	0	0	0	0	41.6	49.7
07:00	61	52	0	3	3	1	0	0	0	1	1	0	0	0	41.9	52.9
07:15	38	34	0	1	3	0	0	0	0	0	0	0	0	0	43.6	55.8
07:30	42	37	0	5	0	0	0	0	0	0	0	0	0	0	45.8	52.9
07:45	45	40	0	3	1	1	0	0	0	0	0	0	0	0	47.2	51.8
08:00	55	49	0	3	3	0	0	0	0	0	0	0	0	0	45.3	51.5
08:15	52	49	0	1	2	0	0	0	0	0	0	0	0	0	49.1	54
08:30	49	45	0	2	2	0	0	0	0	0	0	0	0	0	48.2	54.4
08:45	54	45	0	7	2	0	0	0	0	0	0	0	0	0	46.7	52.6
09:00	43	39	0	2	2	0	0	0	0	0	0	0	0	0	49.4	58.7
09:15	52	42	0	9	1	0	0	0	0	0	0	0	0	0	48	54.7
09:30	47	37	0	10	0	0	0	0	0	0	0	0	0	0	46.2	53.3
09:45	37	25	1	9	1	0	0	0	0	0	1	0	0	0	47.3	56.2
10:00	36	25	0	8	1	0	0	0	0	2	0	0	0	0	44.7	53.3
10:15	31	22	0	7	2	0	0	0	0	0	0	0	0	0	44.1	55.1
10:30	39	25	0	10	2	1	0	0	0	1	0	0	0	0	38.7	43.9
10:45	29	23	0	4	1	0	0	0	1	0	0	0	0	0	40.5	46.8
11:00	25	19	0	4	1	1	0	0	0	0	0	0	0	0	42.6	50.4
11:15	36	32	0	2	2	0	0	0	0	0	0	0	0	0	42.8	51.5
11:30	34	26	0	8	0	0	0	0	0	0	0	0	0	0	44.6	52.9
11:45	41	32	0	7	1	1	0	0	0	0	0	0	0	0	48.6	60.8
12:00	16	13	0	3	0	0	0	0	0	0	0	0	0	0	45.6	54
12:15	30	25	0	5	0	0	0	0	0	0	0	0	0	0	49.7	54
12:30	21	17	0	3	0	1	0	0	0	0	0	0	0	0	46.1	52.2
12:45	0	0	0	0	0	0	0	0	0	0	0	0	0	0	-	-
13:00	0	0	0	0	0	0	0	0	0	0	0	0	0	0	-	-
13:15	28	19	1	6	1	0	0	0	0	1	0	0	0	0	45.7	57.2
13:30	32	25	1	5	0	1	0	0	0	0	0	0	0	0	48	56.2
13:45	29	23	0	4	1	1	0	0	0	0	0	0	0	0	46.6	53.6
14:00	38	32	0	4	1	1	0	0	0	0	0	0	0	0	49	53.6
14:15	28	22	0	3	1	1	0	0	0	0	0	0	1	0	44.3	56.5
14:30	27	19	1	5	2	0	0	0	0	0	0	0	0	0	47.8	53.3
14:45	23	23	0	0	0	0	0	0	0	0	0	0	0	0	47.1	56.9
15:00	29	22	0	6	0	0	0	0	0	1	0	0	0	0	50.9	58.3
15:15	17	12	0	5	0	0	0	0	0	0	0	0	0	0	51.2	58
15:30	28	18	0	9	1	0	0	0	0	0	0	0	0	0	45.7	51.5
15:45	32	25	0	7	0	0	0	0	0	0	0	0	0	0	49.3	56.5
16:00	25	22	0	3	0	0	0	0	0	0	0	0	0	0	48.8	56.2
16:15	17	14	0	3	0	0	0	0	0	0	0	0	0	0	44.6	51.1
16:30	20	17	0	3	0	0	0	0	0	0	0	0	0	0	49.8	56.9
16:45	28	25	0	2	1	0	0	0	0	0	0	0	0	0	49.6	55.4
17:00	12	10	0	2	0	0	0	0	0	0	0	0	0	0	41.6	49.3
17:15	10	8	0	2	0	0	0	0	0	0	0	0	0	0	47.6	-
17:30	12	12	0	0	0	0	0	0	0	0	0	0	0	0	42.9	50.8
17:45	4	2	0	2	0	0	0	0	0	0	0	0	0	0	44	-
18:00	8	6	0	1	1	0	0	0	0	0	0	0	0	0	48	-
18:15	15	13	0	1	0	0	0	0	0	1	0	0	0	0	52.3	62.6
18:30	23	18	0	4	0	0	0	0	0	1	0	0	0	0	51.5	57.2
18:45	37	37	0	0	0	0	0	0	0	0	0	0	0	0	52.3	56.9
19:00	40	40	0	0	0	0	0	0	0	0	0	0	0	0	56.4	64.1
19:15	37	37	0	0	0	0	0	0	0	0	0	0	0	0	50.7	53.6
19:30	14	14	0	0	0	0	0	0	0	0	0	0	0	0	52.7	58
19:45	8	7	0	1	0	0	0	0	0	0	0	0	0	0	51.5	-
20:00	5	5	0	0	0	0	0	0	0	0	0	0	0	0	52	-
20:15	5	5	0	0	0	0	0	0	0	0	0	0	0	0	47.7	-
20:30	7	7	0	0	0	0	0	0	0	0	0	0	0	0	50	-
20:45	10	10	0	0	0	0	0	0	0	0	0	0	0	0	45.3	-
21:00	6	6	0	0	0	0	0	0	0	0	0	0	0	0	47	-
21:15	5	5	0	0	0	0	0	0	0	0	0	0	0	0	52.3	-
21:30	1	1	0	0	0	0	0	0	0	0	0	0	0	0	44.4	-
21:45	4	4	0	0	0	0	0	0	0	0	0	0	0	0	49.8	-
22:00	2	2	0	0	0	0	0	0	0	0	0	0	0	0	47.8	-
22:15	6	6	0	0	0	0	0	0	0	0	0	0	0	0	52.2	-
22:30	7	6	0	1	0	0	0	0	0	0	0	0	0	0	52.8	-
22:45	1	1	0	0	0	0	0	0	0	0	0	0	0	0	28.3	-
23:00	2	2	0	0	0	0	0	0	0	0	0	0	0	0	41.3	-
23:15	0	0	0	0	0	0	0	0	0	0	0	0	0	0	-	-
23:30	1	1	0	0	0	0	0	0	0	0	0	0	0	0	50.1	-
23:45	1	0	0	1	0	0	0	0	0	0	0	0	0	0	47.6	-
00-00	1939	1631	4	220	52	15	0	0	1	13	2	0	0	1	47.1	55.4
07-09	396	351	0	25	16	2	0	0	0	1	1	0	0	0	45.9	54.0
16-18	128	110	0	17	1	0	0	0	0	0	0	0	0	0	47.1	55.8
Off-Peak	1415	1170	4	178	35	13	0	0	1	12	1	0	0	1		

15SYD0278

Wirega Ave, between Moorefields Rd & Garema Crt
Southbound

Thursday, 9 June 2016
Parking on tubes 0700-0745

Time	Total	Cls 1	Cls 2	Cls 3	Cls 4	Cls 5	Cls 6	Cls 7	Cls 8	Cls 9	Cls 10	Cls 11	Cls 12	Cls 13	Mean	Vpp 85
00:00	0	0	0	0	0	0	0	0	0	0	0	0	0	0	-	-
00:15	1	1	0	0	0	0	0	0	0	0	0	0	0	0	54.6	-
00:30	2	2	0	0	0	0	0	0	0	0	0	0	0	0	47.8	-
00:45	1	1	0	0	0	0	0	0	0	0	0	0	0	0	44.3	-
01:00	0	0	0	0	0	0	0	0	0	0	0	0	0	0	-	-
01:15	1	1	0	0	0	0	0	0	0	0	0	0	0	0	49.9	-
01:30	1	0	0	0	0	1	0	0	0	0	0	0	0	0	44	-
01:45	3	3	0	0	0	0	0	0	0	0	0	0	0	0	52.3	-
02:00	2	2	0	0	0	0	0	0	0	0	0	0	0	0	57.7	-
02:15	1	1	0	0	0	0	0	0	0	0	0	0	0	0	43.9	-
02:30	1	1	0	0	0	0	0	0	0	0	0	0	0	0	47.4	-
02:45	6	5	0	1	0	0	0	0	0	0	0	0	0	0	55.4	-
03:00	3	2	0	0	0	1	0	0	0	0	0	0	0	0	51.3	-
03:15	3	3	0	0	0	0	0	0	0	0	0	0	0	0	54.4	-
03:30	1	1	0	0	0	0	0	0	0	0	0	0	0	0	45.8	-
03:45	4	4	0	0	0	0	0	0	0	0	0	0	0	0	43.6	-
04:00	4	4	0	0	0	0	0	0	0	0	0	0	0	0	54	-
04:15	6	5	0	1	0	0	0	0	0	0	0	0	0	0	46.4	-
04:30	9	6	0	2	0	0	0	0	0	1	0	0	0	0	51.8	-
04:45	6	6	0	0	0	0	0	0	0	0	0	0	0	0	48.6	-
05:00	9	6	0	1	0	0	0	0	0	2	0	0	0	0	44.8	-
05:15	19	12	0	1	4	1	0	0	0	1	0	0	0	0	39.2	47.9
05:30	28	23	0	2	2	1	0	0	0	0	0	0	0	0	43.1	50.4
05:45	43	37	0	3	2	0	0	0	0	1	0	0	0	0	45.3	55.1
06:00	20	13	0	0	4	2	0	0	0	0	1	0	0	0	38.4	49.7
06:15	44	43	0	1	0	0	0	0	0	0	0	0	0	0	43.1	48.6
06:30	56	45	0	3	5	0	0	0	0	3	0	0	0	0	37.1	45
06:45	61	54	0	1	4	0	0	0	0	1	1	0	0	0	36.9	45
07:00	0	0	0	0	0	0	0	0	0	0	0	0	0	0	-	-
07:15	0	0	0	0	0	0	0	0	0	0	0	0	0	0	-	-
07:30	0	0	0	0	0	0	0	0	0	0	0	0	0	0	-	-
07:45	63	57	0	5	1	0	0	0	0	0	0	0	0	0	43	49
08:00	52	42	1	6	2	0	0	0	0	1	0	0	0	0	42.4	50.4
08:15	56	53	0	2	1	0	0	0	0	0	0	0	0	0	46	54.7
08:30	55	46	0	7	2	0	0	0	0	0	0	0	0	0	47.5	54.4
08:45	41	37	0	4	0	0	0	0	0	0	0	0	0	0	47.7	53.3
09:00	44	39	0	2	2	1	0	0	0	0	0	0	0	0	47.3	56.2
09:15	38	32	0	4	1	1	0	0	0	0	0	0	0	0	47	53.3
09:30	41	29	1	9	1	0	0	0	0	1	0	0	0	0	44.5	52.6
09:45	38	35	0	2	0	0	0	0	0	1	0	0	0	0	45.9	51.5
10:00	30	24	0	3	3	0	0	0	0	0	0	0	0	0	45	51.8
10:15	25	19	0	3	3	0	0	0	0	0	0	0	0	0	46.9	52.6
10:30	26	15	0	10	1	0	0	0	0	0	0	0	0	0	46.6	55.4
10:45	38	36	0	2	0	0	0	0	0	0	0	0	0	0	49.8	55.1
11:00	50	46	0	3	0	1	0	0	0	0	0	0	0	0	47.1	52.9
11:15	32	27	0	2	1	1	0	0	0	1	0	0	0	0	47.9	52.9
11:30	42	35	0	6	1	0	0	0	0	0	0	0	0	0	46.7	52.9
11:45	36	32	0	4	0	0	0	0	0	0	0	0	0	0	49.4	54
12:00	28	19	0	8	0	0	0	0	0	1	0	0	0	0	46.7	55.1
12:15	39	29	0	7	1	1	0	0	0	1	0	0	0	0	48.1	54.4
12:30	31	26	0	3	2	0	0	0	0	0	0	0	0	0	50.2	57.6
12:45	25	20	0	5	0	0	0	0	0	0	0	0	0	0	52.8	59
13:00	30	21	0	7	2	0	0	0	0	0	0	0	0	0	47.1	58.3
13:15	42	36	0	4	2	0	0	0	0	0	0	0	0	0	44.9	52.2
13:30	39	34	0	5	0	0	0	0	0	0	0	0	0	0	47	51.8
13:45	42	33	2	5	0	0	0	0	0	2	0	0	0	0	43.8	51.1
14:00	36	31	0	4	1	0	0	0	0	0	0	0	0	0	47.5	56.5
14:15	35	28	0	5	1	0	0	0	0	1	0	0	0	0	45.9	56.2
14:30	20	16	0	3	0	1	0	0	0	0	0	0	0	0	44.5	54
14:45	30	24	0	5	1	0	0	0	0	0	0	0	0	0	49.8	56.2
15:00	17	15	0	1	1	0	0	0	0	0	0	0	0	0	48.2	52.2
15:15	23	20	0	3	0	0	0	0	0	0	0	0	0	0	45.4	55.1
15:30	24	21	0	3	0	0	0	0	0	0	0	0	0	0	46.3	56.2
15:45	18	12	0	5	0	0	0	0	0	1	0	0	0	0	46.6	52.9
16:00	20	17	1	2	0	0	0	0	0	0	0	0	0	0	49.4	58.7
16:15	27	27	0	0	0	0	0	0	0	0	0	0	0	0	44.7	54
16:30	22	20	0	2	0	0	0	0	0	0	0	0	0	0	48.5	54
16:45	16	14	0	2	0	0	0	0	0	0	0	0	0	0	53	63
17:00	18	16	0	2	0	0	0	0	0	0	0	0	0	0	47.1	53.3
17:15	16	13	0	3	0	0	0	0	0	0	0	0	0	0	44.8	53.3
17:30	9	9	0	0	0	0	0	0	0	0	0	0	0	0	47.2	-
17:45	14	10	0	4	0	0	0	0	0	0	0	0	0	0	45.9	53.3
18:00	18	15	0	3	0	0	0	0	0	0	0	0	0	0	45.3	58.3
18:15	15	12	0	2	1	0	0	0	0	0	0	0	0	0	44.3	52.2
18:30	23	21	0	2	0	0	0	0	0	0	0	0	0	0	53	61.9
18:45	35	34	0	1	0	0	0	0	0	0	0	0	0	0	48.7	56.2
19:00	52	50	0	2	0	0	0	0	0	0	0	0	0	0	51.2	57.2
19:15	30	30	0	0	0	0	0	0	0	0	0	0	0	0	52.1	58
19:30	21	19	0	1	0	0	0	0	0	1	0	0	0	0	52.2	57.2
19:45	16	16	0	0	0	0	0	0	0	0	0	0	0	0	53.2	57.6
20:00	8	8	0	0	0	0	0	0	0	0	0	0	0	0	56.3	-
20:15	7	7	0	0	0	0	0	0	0	0	0	0	0	0	48.3	-
20:30	3	3	0	0	0	0	0	0	0	0	0	0	0	0	48.1	-
20:45	6	6	0	0	0	0	0	0	0	0	0	0	0	0	51.4	-
21:00	4	4	0	0	0	0	0	0	0	0	0	0	0	0	50.7	-
21:15	3	3	0	0	0	0	0	0	0	0	0	0	0	0	59.3	-
21:30	3	3	0	0	0	0	0	0	0	0	0	0	0	0	52.1	-
21:45	6	5	0	0	0	0	0	0	0	0	1	0	0	0	43.9	-
22:00	4	4	0	0	0	0	0	0	0	0	0	0	0	0	44.4	-
22:15	3	2	0	0	0	0	1	0	0	0	0	0	0	0	55.8	-
22:30	3	3	0	0	0	0	0	0	0	0	0	0	0	0	55.8	-
22:45	4	3	0	1	0	0	0	0	0	0	0	0	0	0	47.6	-
23:00	0	0	0	0	0	0	0	0	0	0	0	0	0	0	-	-
23:15	1	1	0	0	0	0	0	0	0	0	0	0	0	0	45.9	-
23:30	3	2	0	1	0	0	0	0	0	0	0	0	0	0	49	-
23:45	2	2	0	0	0	0	0	0	0	0	0	0	0	0	53.3	-
00:00	1933	1649	5	191	52	12	1	0	0	20	3	0	0	0	46.4	55.1
07-09	267	235	1	24	6	0	0	0	0	1	0	0	0	0	45.2	52.6
16-18	142	126	1	15	0	0	0	0	0	0	0	0	0	0	47.5	55.4
Off-Peak	1524	1288	3	152	46	12	1	0	0	19	3	0	0	0	46.4	55.1

15SYD0278

Wirega Ave, between Moorefields Rd & Garema Crt
Southbound

Friday, 10 June 2016

Time	Total	Clis													Mean	Vpp
		1	2	3	4	5	6	7	8	9	10	11	12	13		
00:00	2	2	0	0	0	0	0	0	0	0	0	0	0	0	43	-
00:15	2	2	0	0	0	0	0	0	0	0	0	0	0	0	46.5	-
00:30	4	4	0	0	0	0	0	0	0	0	0	0	0	0	46	-
00:45	1	1	0	0	0	0	0	0	0	0	0	0	0	0	44.1	-
01:00	1	0	0	0	0	0	0	0	0	1	0	0	0	0	39.7	-
01:15	1	1	0	0	0	0	0	0	0	0	0	0	0	0	57.5	-
01:30	0	0	0	0	0	0	0	0	0	0	0	0	0	0	-	-
01:45	1	1	0	0	0	0	0	0	0	0	0	0	0	0	50.4	-
02:00	1	1	0	0	0	0	0	0	0	0	0	0	0	0	46.3	-
02:15	1	1	0	0	0	0	0	0	0	0	0	0	0	0	49.5	-
02:30	4	2	0	1	0	1	0	0	0	0	0	0	0	0	46.1	-
02:45	2	1	0	1	0	0	0	0	0	0	0	0	0	0	59.4	-
03:00	3	3	0	0	0	0	0	0	0	0	0	0	0	0	50.7	-
03:15	3	3	0	0	0	0	0	0	0	0	0	0	0	0	51.6	-
03:30	2	2	0	0	0	0	0	0	0	0	0	0	0	0	50.7	-
03:45	2	2	0	0	0	0	0	0	0	0	0	0	0	0	50.8	-
04:00	8	7	0	0	0	1	0	0	0	0	0	0	0	0	52.4	-
04:15	9	7	0	1	0	1	0	0	0	0	0	0	0	0	48.6	-
04:30	7	5	0	2	0	0	0	0	0	0	0	0	0	0	45.7	-
04:45	9	4	0	0	4	1	0	0	0	0	0	0	0	0	43.2	-
05:00	19	14	0	0	4	0	0	0	0	1	0	0	0	0	40.7	52.9
05:15	26	24	0	2	0	0	0	0	0	0	0	0	0	0	43	50.8
05:30	24	23	0	1	0	0	0	0	0	0	0	0	0	0	46.2	52.6
05:45	45	38	0	3	3	0	0	0	0	1	0	0	0	0	44.8	53.6
06:00	29	22	0	1	6	0	0	0	0	0	0	0	0	0	39.4	50.8
06:15	42	40	0	1	0	0	0	0	0	1	0	0	0	0	44.6	52.2
06:30	57	49	0	3	3	0	0	0	0	1	0	0	0	1	43.1	50.8
06:45	50	44	0	4	1	0	0	0	0	0	1	0	0	0	43.7	50.8
07:00	39	30	0	2	3	0	0	0	1	1	2	0	0	0	41.6	49.7
07:15	22	20	1	1	0	0	0	0	0	0	0	0	0	0	46.6	54
07:30	35	32	0	1	1	1	0	0	0	0	0	0	0	0	47.3	54.7
07:45	54	50	0	2	2	0	0	0	0	0	0	0	0	0	47	54.7
08:00	43	35	0	7	1	0	0	0	0	0	0	0	0	0	48.1	55.1
08:15	63	55	0	7	0	1	0	0	0	0	0	0	0	0	48.2	56.2
08:30	47	41	0	6	0	0	0	0	0	0	0	0	0	0	48.4	58
08:45	60	47	1	11	1	0	0	0	0	0	0	0	0	0	45.9	52.9
09:00	34	30	0	3	1	0	0	0	0	0	0	0	0	0	47.9	52.6
09:15	27	22	0	3	2	0	0	0	0	0	0	0	0	0	46.3	52.9
09:30	43	35	0	7	1	0	0	0	0	0	0	0	0	0	46.1	54.7
09:45	29	25	0	3	1	0	0	0	0	0	0	0	0	0	47.6	54.4
10:00	22	22	0	0	0	0	0	0	0	0	0	0	0	0	54.1	58.7
10:15	39	28	0	10	0	0	0	0	1	0	0	0	0	0	45.9	53.6
10:30	40	33	0	6	0	1	0	0	0	0	0	0	0	0	47.2	52.6
10:45	26	19	0	7	0	0	0	0	0	0	0	0	0	0	49	54.7
11:00	49	35	0	10	3	1	0	0	0	0	0	0	0	0	43.2	51.1
11:15	39	30	0	6	3	0	0	0	0	0	0	0	0	0	43.7	49.7
11:30	56	50	0	5	0	0	0	0	0	1	0	0	0	0	48.5	53.6
11:45	71	67	0	4	0	0	0	0	0	0	0	0	0	0	48.8	54.7
12:00	116	111	0	5	0	0	0	0	0	0	0	0	0	0	47.7	53.6
12:15	71	63	0	6	1	0	0	0	0	1	0	0	0	0	48.5	55.1
12:30	37	34	0	2	1	0	0	0	0	0	0	0	0	0	46.6	54
12:45	40	32	0	7	0	0	0	0	0	1	0	0	0	0	43.5	51.5
13:00	17	13	0	3	0	0	0	0	0	0	1	0	0	0	49.5	55.1
13:15	25	17	0	6	2	0	0	0	0	0	0	0	0	0	43.5	53.6
13:30	17	12	0	3	2	0	0	0	0	0	0	0	0	0	44.1	52.9
13:45	33	22	1	8	2	0	0	0	0	0	0	0	0	0	50.5	57.6
14:00	38	34	0	3	1	0	0	0	0	0	0	0	0	0	43.8	49.7
14:15	30	26	0	3	1	0	0	0	0	0	0	0	0	0	49.7	59.8
14:30	33	22	0	10	1	0	0	0	0	0	0	0	0	0	43	54.4
14:45	19	15	0	4	0	0	0	0	0	0	0	0	0	0	50.3	58.7
15:00	29	25	0	4	0	0	0	0	0	0	0	0	0	0	47.1	52.6
15:15	21	18	0	3	0	0	0	0	0	0	0	0	0	0	52.3	61.2
15:30	20	15	0	4	1	0	0	0	0	0	0	0	0	0	47.6	53.3
15:45	27	22	0	4	0	0	0	0	0	0	0	0	0	1	44	50.8
16:00	19	17	0	2	0	0	0	0	0	0	0	0	0	0	44.3	52.2
16:15	23	18	0	4	0	0	0	0	1	0	0	0	0	0	43.7	56.5
16:30	25	24	0	0	0	0	0	0	1	0	0	0	0	0	47.4	52.9
16:45	11	11	0	0	0	0	0	0	0	0	0	0	0	0	51.9	54
17:00	20	18	0	2	0	0	0	0	0	0	0	0	0	0	48.3	53.3
17:15	11	10	0	1	0	0	0	0	0	0	0	0	0	0	46.9	49.3
17:30	6	5	0	1	0	0	0	0	0	0	0	0	0	0	52.4	-
17:45	13	10	0	3	0	0	0	0	0	0	0	0	0	0	51.8	54.7
18:00	8	5	0	3	0	0	0	0	0	0	0	0	0	0	52.4	-
18:15	12	9	0	3	0	0	0	0	0	0	0	0	0	0	51.4	57.2
18:30	22	20	0	2	0	0	0	0	0	0	0	0	0	0	49.5	53.3
18:45	37	36	0	1	0	0	0	0	0	0	0	0	0	0	52.8	59
19:00	43	42	0	0	0	0	0	0	0	1	0	0	0	0	52.8	59.8
19:15	33	33	0	0	0	0	0	0	0	0	0	0	0	0	54.9	61.9
19:30	14	13	0	1	0	0	0	0	0	0	0	0	0	0	55.2	64.8
19:45	10	9	0	1	0	0	0	0	0	0	0	0	0	0	59.4	-
20:00	9	8	0	1	0	0	0	0	0	0	0	0	0	0	55.8	-
20:15	3	3	0	0	0	0	0	0	0	0	0	0	0	0	39.5	-
20:30	5	5	0	0	0	0	0	0	0	0	0	0	0	0	49.4	-
20:45	10	9	0	1	0	0	0	0	0	0	0	0	0	0	51.1	-
21:00	11	9	0	2	0	0	0	0	0	0	0	0	0	0	49.4	54.7
21:15	4	4	0	0	0	0	0	0	0	0	0	0	0	0	52.2	-
21:30	1	1	0	0	0	0	0	0	0	0	0	0	0	0	51.2	-
21:45	4	4	0	0	0	0	0	0	0	0	0	0	0	0	54.5	-
22:00	4	4	0	0	0	0	0	0	0	0	0	0	0	0	47	-
22:15	3	2	0	1	0	0	0	0	0	0	0	0	0	0	41.3	-
22:30	2	0	0	1	1	0	0	0	0	0	0	0	0	0	55.1	-
22:45	4	4	0	0	0	0	0	0	0	0	0	0	0	0	58.5	-
23:00	5	5	0	0	0	0	0	0	0	0	0	0	0	0	38.5	-
23:15	1	1	0	0	0	0	0	0	0	0	0	0	0	0	45.9	-
23:30	3	3	0	0	0	0	0	0	0	0	0	0	0	0	44.7	-
23:45	4	4	0	0	0	0	0	0	0	0	0	0	0	0	45.8	-
00:00	2146	1836	3	226	53	8	0	1	3	10	4	0	0	2	47.2	55.1
07:00	363	310	2	37	8	2	0	0	1	1	2	0	0	0	46.8	54.7
16:18	128	113	0	13	0	0	0	0	1	0	0	0	0	0	47.4	54.7
Off-Peak	1655	1413	1	176	45	6	0	0	1	9	2	0	0	2		



Appendix B: Existing Traffic Data for Garema Circuit

Automatic Count Data



TTM Reference: **15SYD0278**

Location: **Garema Crt, 15m east of Wirega Ave**

Suburb: **Kingsgrove**

Direction A: **Eastbound**

Direction B: **Westbound**

Start: **Saturday, 4 June 2016**

Finish: **Friday, 10 June 2016**

Links

Weekly Vehicle Counts:

→ [Eastbound](#)

→ [Westbound](#)

→ [Combined](#)

Graph:

→ [Eastbound](#)

→ [Westbound](#)

Classified Data:

→ [Eastbound](#)

→ [Westbound](#)

15SYD0278

Garema Crt, 15m east of Wirega Ave
Eastbound

Time	Week 1							Averages	
	<u>Sat</u>	<u>Sun</u>	<u>Mon</u>	<u>Tue</u>	<u>Wed</u>	<u>Thu</u>	<u>Fri</u>	Weekday	7-day
	<u>04/06/16</u>	<u>05/06/16</u>	<u>06/06/16</u>	<u>07/06/16</u>	<u>08/06/16</u>	<u>09/06/16</u>	<u>10/06/16</u>		
0000-0100	4	4	4	2	3	4	6	4	4
0100-0200	10	3	5	5	5	3	4	4	5
0200-0300	8	1	8	7	11	11	7	9	8
0300-0400	3	1	16	13	12	10	9	12	9
0400-0500	1	0	17	29	24	24	27	24	17
0500-0600	7	1	62	65	68	62	77	67	49
0600-0700	12	3	78	96	101	102	83	92	68
0700-0800	16	3	103	96	97	125	114	107	79
0800-0900	35	4	104	120	109	110	106	110	84
0900-1000	24	9	80	114	100	96	76	93	71
1000-1100	12	8	78	83	85	80	72	80	60
1100-1200	25	21	76	80	78	87	157	96	75
1200-1300	22	21	72	73	84	77	193	100	77
1300-1400	11	4	81	72	66	84	58	72	54
1400-1500	17	21	63	62	58	70	70	65	52
1500-1600	14	16	39	50	58	48	43	48	38
1600-1700	20	18	66	34	64	50	64	56	45
1700-1800	12	10	47	29	26	37	35	35	28
1800-1900	11	5	70	85	72	71	69	73	55
1900-2000	13	14	74	93	82	109	87	89	67
2000-2100	9	17	25	29	25	24	25	26	22
2100-2200	2	9	9	8	16	12	14	12	10
2200-2300	11	18	13	14	11	9	9	11	12
2300-2400	3	3	2	3	4	5	8	4	4

Totals

0000-0000	302	214	1,192	1,262	1,259	1,310	1,413	1,287	993
0700-0900	51	7	207	216	206	235	220	217	163
1600-1800	32	28	113	63	90	87	99	90	73
Off-Peak	219	179	872	983	963	988	1,094	980	757

15SYD0278

Garema Crt, 15m east of Wirega Ave
Westbound

Time	Week 1							Averages	
	<u>Sat</u>	<u>Sun</u>	<u>Mon</u>	<u>Tue</u>	<u>Wed</u>	<u>Thu</u>	<u>Fri</u>	Weekday	7-day
	<u>04/06/16</u>	<u>05/06/16</u>	<u>06/06/16</u>	<u>07/06/16</u>	<u>08/06/16</u>	<u>09/06/16</u>	<u>10/06/16</u>		
0000-0100	11	4	14	8	14	16	17	14	12
0100-0200	6	4	8	10	4	7	9	8	7
0200-0300	2	2	9	10	7	8	7	8	6
0300-0400	2	0	5	6	7	3	5	5	4
0400-0500	2	1	4	9	8	5	5	6	5
0500-0600	1	0	15	20	12	23	17	17	13
0600-0700	4	1	23	25	20	18	22	22	16
0700-0800	8	2	24	29	26	31	30	28	21
0800-0900	12	3	44	41	32	35	35	37	29
0900-1000	20	6	47	78	51	52	41	54	42
1000-1100	22	2	54	50	72	55	55	57	44
1100-1200	18	4	63	67	67	77	58	66	51
1200-1300	25	20	64	79	74	79	99	79	63
1300-1400	15	9	57	69	56	77	128	77	59
1400-1500	16	12	83	80	87	95	71	83	63
1500-1600	10	6	89	86	95	93	108	94	70
1600-1700	19	5	121	108	121	107	103	112	83
1700-1800	20	15	75	61	63	66	65	66	52
1800-1900	12	12	45	55	29	47	37	43	34
1900-2000	12	8	31	19	41	34	24	30	24
2000-2100	5	17	73	85	96	92	61	81	61
2100-2200	3	7	69	61	52	36	62	56	41
2200-2300	6	21	48	33	42	41	48	42	34
2300-2400	8	3	5	10	10	16	18	12	10

Totals

0000-0000	259	164	1,070	1,099	1,086	1,113	1,125	1,099	845
0700-0900	20	5	68	70	58	66	65	65	50
1600-1800	39	20	196	169	184	173	168	178	136
Off-Peak	200	139	806	860	844	874	892	855	659

15SYD0278

Garema Crt, 15m east of Wirega Ave
 Combined

Time	Week 1							Averages	
	Sat	Sun	Mon	Tue	Wed	Thu	Fri	Weekday	7-day
	04/06/16	05/06/16	06/06/16	07/06/16	08/06/16	09/06/16	10/06/16		
0000-0100	15	8	18	10	17	20	23	18	16
0100-0200	16	7	13	15	9	10	13	12	12
0200-0300	10	3	17	17	18	19	14	17	14
0300-0400	5	1	21	19	19	13	14	17	13
0400-0500	3	1	21	38	32	29	32	30	22
0500-0600	8	1	77	85	80	85	94	84	61
0600-0700	16	4	101	121	121	120	105	114	84
0700-0800	24	5	127	125	123	156	144	135	101
0800-0900	47	7	148	161	141	145	141	147	113
0900-1000	44	15	127	192	151	148	117	147	113
1000-1100	34	10	132	133	157	135	127	137	104
1100-1200	43	25	139	147	145	164	215	162	125
1200-1300	47	41	136	152	158	156	292	179	140
1300-1400	26	13	138	141	122	161	186	150	112
1400-1500	33	33	146	142	145	165	141	148	115
1500-1600	24	22	128	136	153	141	151	142	108
1600-1700	39	23	187	142	185	157	167	168	129
1700-1800	32	25	122	90	89	103	100	101	80
1800-1900	23	17	115	140	101	118	106	116	89
1900-2000	25	22	105	112	123	143	111	119	92
2000-2100	14	34	98	114	121	116	86	107	83
2100-2200	5	16	78	69	68	48	76	68	51
2200-2300	17	39	61	47	53	50	57	54	46
2300-2400	11	6	7	13	14	21	26	16	14

Totals

0000-0000	561	378	2,262	2,361	2,345	2,423	2,538	2,386	1,838
0700-0900	71	12	275	286	264	301	285	282	213
1600-1800	71	48	309	232	274	260	267	268	209
Off-Peak	419	318	1,678	1,843	1,807	1,862	1,986	1,835	1,416

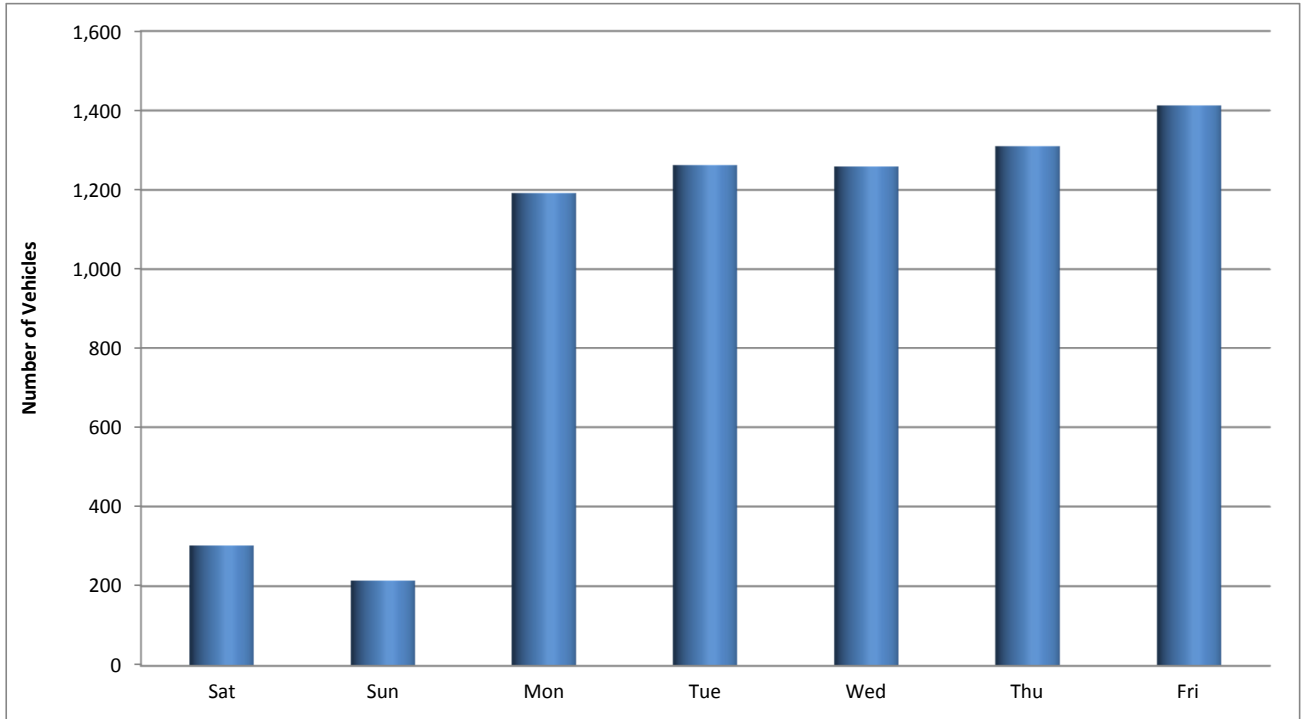
Location: Garema Crt, 15m east of Wirega Ave

Suburb: Kingsgrove

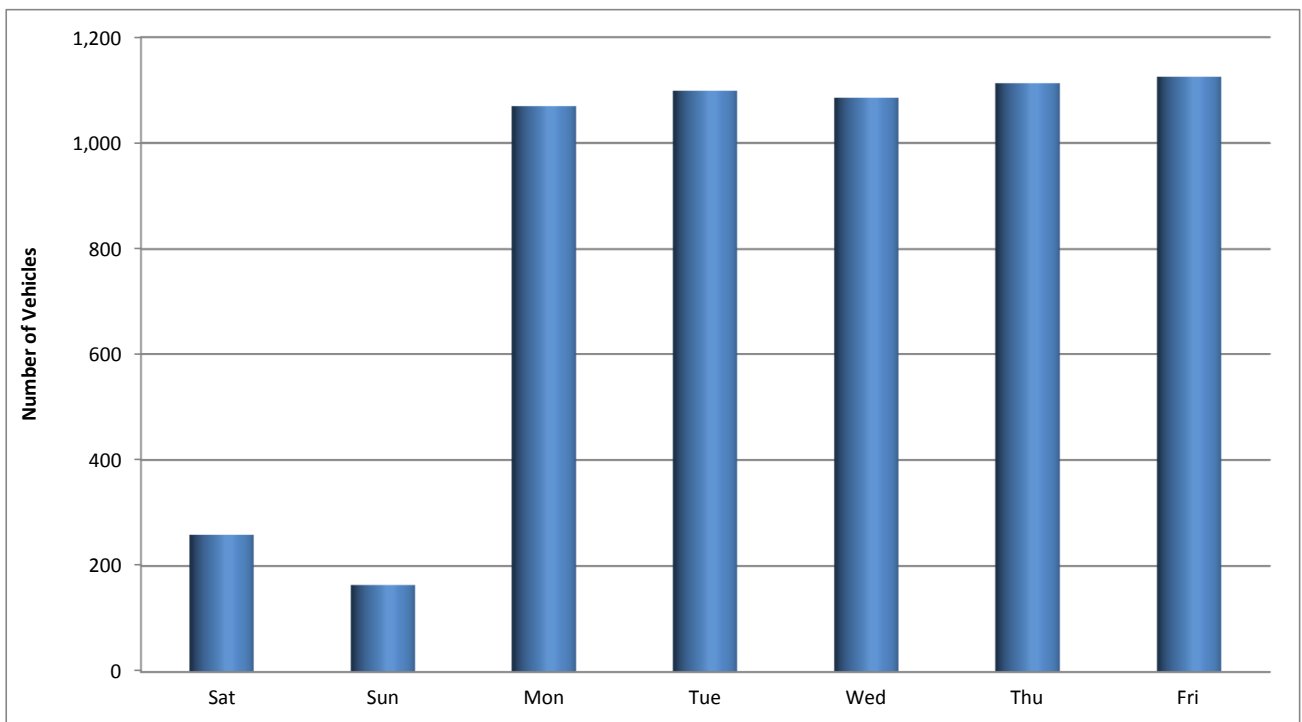
Start: Saturday, 4 June 2016

Finish: Friday, 10 June 2016

Direction: Eastbound



Direction: Westbound



15SYD0278

Garema Crt, 15m east of Wirega Ave
Eastbound

Tuesday, 7 June 2016

Time	Total	Cls													Mean	Vpp
		1	2	3	4	5	6	7	8	9	10	11	12	13		
00:00	0	0	0	0	0	0	0	0	0	0	0	0	0	0	-	-
00:15	0	0	0	0	0	0	0	0	0	0	0	0	0	0	-	-
00:30	2	2	0	0	0	0	0	0	0	0	0	0	0	0	38.3	-
00:45	0	0	0	0	0	0	0	0	0	0	0	0	0	0	-	-
01:00	2	1	0	0	1	0	0	0	0	0	0	0	0	0	37.8	-
01:15	0	0	0	0	0	0	0	0	0	0	0	0	0	0	-	-
01:30	1	1	0	0	0	0	0	0	0	0	0	0	0	0	37.8	-
01:45	2	2	0	0	0	0	0	0	0	0	0	0	0	0	32.7	-
02:00	3	2	0	1	0	0	0	0	0	0	0	0	0	0	34.7	-
02:15	0	0	0	0	0	0	0	0	0	0	0	0	0	0	-	-
02:30	1	1	0	0	0	0	0	0	0	0	0	0	0	0	30.5	-
02:45	3	1	0	2	0	0	0	0	0	0	0	0	0	0	28.8	-
03:00	4	4	0	0	0	0	0	0	0	0	0	0	0	0	38.6	-
03:15	4	4	0	0	0	0	0	0	0	0	0	0	0	0	35.7	-
03:30	0	0	0	0	0	0	0	0	0	0	0	0	0	0	-	-
03:45	5	3	0	1	0	1	0	0	0	0	0	0	0	0	30	-
04:00	7	5	0	1	0	1	0	0	0	0	0	0	0	0	31.9	-
04:15	6	6	0	0	0	0	0	0	0	0	0	0	0	0	30.8	-
04:30	4	4	0	0	0	0	0	0	0	0	0	0	0	0	34.9	-
04:45	12	10	0	2	0	0	0	0	0	0	0	0	0	0	31.9	34.9
05:00	11	10	0	0	1	0	0	0	0	0	0	0	0	0	33.7	37.4
05:15	9	8	0	1	0	0	0	0	0	0	0	0	0	0	29.9	-
05:30	25	23	0	2	0	0	0	0	0	0	0	0	0	0	29.1	34.2
05:45	20	18	0	1	0	1	0	0	0	0	0	0	0	0	30.8	35.6
06:00	23	21	0	1	1	0	0	0	0	0	0	0	0	0	32.4	37.1
06:15	25	25	0	0	0	0	0	0	0	0	0	0	0	0	31.5	34.6
06:30	18	15	0	1	1	0	0	0	0	0	0	0	0	1	31.3	35.6
06:45	30	28	0	1	1	0	0	0	0	0	0	0	0	0	29.9	35.3
07:00	24	22	0	1	0	1	0	0	0	0	0	0	0	0	32.7	36.4
07:15	32	31	0	0	1	0	0	0	0	0	0	0	0	0	30.4	32.8
07:30	15	15	0	0	0	0	0	0	0	0	0	0	0	0	32.9	35.3
07:45	25	21	0	3	1	0	0	0	0	0	0	0	0	0	30.5	34.9
08:00	29	24	0	3	1	0	0	0	0	0	0	0	0	1	31.1	36
08:15	23	18	0	5	0	0	0	0	0	0	0	0	0	0	30.8	34.9
08:30	32	29	0	3	0	0	0	0	0	0	0	0	0	0	30.7	36.4
08:45	36	36	0	0	0	0	0	0	0	0	0	0	0	0	31.8	36.4
09:00	32	27	0	2	2	1	0	0	0	0	0	0	0	0	29.5	33.8
09:15	25	16	0	4	4	0	0	0	0	0	0	0	0	1	27.9	32.4
09:30	36	28	0	5	2	0	0	0	0	1	0	0	0	0	28.5	34.9
09:45	21	18	0	3	0	0	0	0	0	0	0	0	0	0	30.6	36
10:00	29	24	0	5	0	0	0	0	0	0	0	0	0	0	30.8	36
10:15	18	13	0	5	0	0	0	0	0	0	0	0	0	0	32.9	36.7
10:30	20	14	0	5	0	0	0	0	0	1	0	0	0	0	28.6	34.2
10:45	16	15	0	1	0	0	0	0	0	0	0	0	0	0	29.9	34.6
11:00	21	15	0	5	0	0	0	0	0	1	0	0	0	0	26	32.4
11:15	20	17	0	3	0	0	0	0	0	0	0	0	0	0	30.7	35.3
11:30	24	19	0	3	2	0	0	0	0	0	0	0	0	0	28.7	32.4
11:45	15	11	0	3	0	1	0	0	0	0	0	0	0	0	29.1	32
12:00	22	18	0	3	1	0	0	0	0	0	0	0	0	0	31.8	37.4
12:15	17	16	0	0	1	0	0	0	0	0	0	0	0	0	30.1	37.1
12:30	18	17	0	1	0	0	0	0	0	0	0	0	0	0	33.3	39.6
12:45	16	13	0	1	2	0	0	0	0	0	0	0	0	0	30.7	38.9
13:00	13	6	0	6	1	0	0	0	0	0	0	0	0	0	30.9	34.9
13:15	16	15	0	1	0	0	0	0	0	0	0	0	0	0	28.4	33.8
13:30	23	16	0	4	2	1	0	0	0	0	0	0	0	0	27.1	35.6
13:45	20	17	0	3	0	0	0	0	0	0	0	0	0	0	29.8	34.9
14:00	12	11	0	1	0	0	0	0	0	0	0	0	0	0	34	39.6
14:15	16	9	0	3	3	0	0	0	0	0	0	0	0	1	30.1	34.2
14:30	17	10	0	6	1	0	0	0	0	0	0	0	0	0	28.8	34.2
14:45	17	12	0	3	1	0	0	0	0	1	0	0	0	0	31	33.1
15:00	5	4	0	1	0	0	0	0	0	0	0	0	0	0	27.8	-
15:15	14	13	0	1	0	0	0	0	0	0	0	0	0	0	25.7	29.9
15:30	14	13	0	0	0	0	0	0	0	0	0	0	0	1	29	33.1
15:45	17	12	0	5	0	0	0	0	0	0	0	0	0	0	28.8	33.1
16:00	15	13	0	2	0	0	0	0	0	0	0	0	0	0	33.5	37.4
16:15	5	4	0	1	0	0	0	0	0	0	0	0	0	0	29	-
16:30	10	8	0	1	0	1	0	0	0	0	0	0	0	0	32.3	-
16:45	4	4	0	0	0	0	0	0	0	0	0	0	0	0	37.4	-
17:00	11	8	0	3	0	0	0	0	0	0	0	0	0	0	34.6	34.6
17:15	7	6	0	1	0	0	0	0	0	0	0	0	0	0	37.5	-
17:30	4	3	0	1	0	0	0	0	0	0	0	0	0	0	28	-
17:45	7	7	0	0	0	0	0	0	0	0	0	0	0	0	32.5	-
18:00	12	9	0	3	0	0	0	0	0	0	0	0	0	0	30.9	34.6
18:15	8	6	0	2	0	0	0	0	0	0	0	0	0	0	32.8	-
18:30	26	25	1	0	0	0	0	0	0	0	0	0	0	0	34.3	37.4
18:45	39	39	0	0	0	0	0	0	0	0	0	0	0	0	35.4	38.2
19:00	45	42	0	1	1	0	0	0	0	0	0	0	0	1	35	39.2
19:15	24	22	0	1	1	0	0	0	0	0	0	0	0	0	35.8	38.5
19:30	13	12	0	1	0	0	0	0	0	0	0	0	0	0	33.4	36
19:45	11	11	0	0	0	0	0	0	0	0	0	0	0	0	31.6	35.6
20:00	9	9	0	0	0	0	0	0	0	0	0	0	0	0	34.6	-
20:15	8	8	0	0	0	0	0	0	0	0	0	0	0	0	36.2	-
20:30	7	7	0	0	0	0	0	0	0	0	0	0	0	0	37	-
20:45	5	5	0	0	0	0	0	0	0	0	0	0	0	0	37.3	-
21:00	4	3	0	1	0	0	0	0	0	0	0	0	0	0	34.8	-
21:15	1	1	0	0	0	0	0	0	0	0	0	0	0	0	42.6	-
21:30	2	1	0	1	0	0	0	0	0	0	0	0	0	0	31.5	-
21:45	1	1	0	0	0	0	0	0	0	0	0	0	0	0	28.5	-
22:00	3	2	0	1	0	0	0	0	0	0	0	0	0	0	30.9	-
22:15	5	5	0	0	0	0	0	0	0	0	0	0	0	0	39.1	-
22:30	5	5	0	0	0	0	0	0	0	0	0	0	0	0	38.4	-
22:45	1	0	0	0	0	1	0	0	0	0	0	0	0	0	44.2	-
23:00	1	1	0	0	0	0	0	0	0	0	0	0	0	0	36.1	-
23:15	0	0	0	0	0	0	0	0	0	0	0	0	0	0	-	-
23:30	1	0	0	1	0	0	0	0	0	0	0	0	0	0	31.5	-
23:45	1	1	0	0	0	0	0	0	0	0	0	0	0	0	21.1	-
00:00	1262	1077	1	133	32	9	0	0	0	4	0	0	0	6	31.3	36.7
07:09	216	196	0	15	3	1	0	0	0	0	0	0	0	1	31.2	36.0
16-18	63	53	0	9	0	1	0	0	0	0	0	0	0	0	33.4	38.9
Off-Peak	983	828	1	109	29	7	0	0	0	4	0	0	0	5		

15SYD0278

Garema Cr, 15m east of Wirega Ave
Eastbound

Wednesday, 8 June 2016

Time	Total	Cls	Cls	Cls	Cls	Cls	Cls	Cls	Cls	Cls	Cls	Cls	Cls	Cls	Cls	Mean	Vpp
		1	2	3	4	5	6	7	8	9	10	11	12	13		85	
00:00	0	0	0	0	0	0	0	0	0	0	0	0	0	0	-	-	
00:15	1	1	0	0	0	0	0	0	0	0	0	0	0	0	41.8	-	
00:30	1	1	0	0	0	0	0	0	0	0	0	0	0	0	39	-	
00:45	1	1	0	0	0	0	0	0	0	0	0	0	0	0	26.6	-	
01:00	0	0	0	0	0	0	0	0	0	0	0	0	0	0	-	-	
01:15	3	2	0	0	1	0	0	0	0	0	0	0	0	0	30.8	-	
01:30	2	1	0	0	1	0	0	0	0	0	0	0	0	0	35.2	-	
01:45	0	0	0	0	0	0	0	0	0	0	0	0	0	0	-	-	
02:00	3	2	0	1	0	0	0	0	0	0	0	0	0	0	30.7	-	
02:15	2	2	0	0	0	0	0	0	0	0	0	0	0	0	32.8	-	
02:30	4	4	0	0	0	0	0	0	0	0	0	0	0	0	37.1	-	
02:45	2	2	0	0	0	0	0	0	0	0	0	0	0	0	37.2	-	
03:00	3	3	0	0	0	0	0	0	0	0	0	0	0	0	40.3	-	
03:15	6	6	0	0	0	0	0	0	0	0	0	0	0	0	37.2	-	
03:30	1	1	0	0	0	0	0	0	0	0	0	0	0	0	42.5	-	
03:45	2	2	0	0	0	0	0	0	0	0	0	0	0	0	30.6	-	
04:00	6	5	0	1	0	0	0	0	0	0	0	0	0	0	29.9	-	
04:15	5	5	0	0	0	0	0	0	0	0	0	0	0	0	32.6	-	
04:30	3	1	0	2	0	0	0	0	0	0	0	0	0	0	31.6	-	
04:45	10	9	0	0	1	0	0	0	0	0	0	0	0	0	32.5	-	
05:00	14	13	0	1	0	0	0	0	0	0	0	0	0	0	32.5	37.4	
05:15	9	8	0	0	1	0	0	0	0	0	0	0	0	0	31.6	-	
05:30	18	17	0	1	0	0	0	0	0	0	0	0	0	0	31.4	33.8	
05:45	27	23	0	3	1	0	0	0	0	0	0	0	0	0	31.9	35.3	
06:00	14	14	0	0	0	0	0	0	0	0	0	0	0	0	32.3	35.3	
06:15	27	25	0	2	0	0	0	0	0	0	0	0	0	0	31.2	34.9	
06:30	26	25	0	1	0	0	0	0	0	0	0	0	0	0	31.5	36.4	
06:45	34	25	0	4	4	1	0	0	0	0	0	0	0	0	29.1	33.8	
07:00	31	27	0	2	1	0	0	0	0	0	1	0	0	0	30	35.6	
07:15	20	17	0	2	1	0	0	0	0	0	0	0	0	0	29.9	36.4	
07:30	23	22	0	1	0	0	0	0	0	0	0	0	0	0	32.5	34.6	
07:45	23	18	0	2	1	1	0	0	0	0	1	0	0	0	29.4	34.9	
08:00	24	21	0	1	1	0	0	0	0	1	0	0	0	0	28.9	32	
08:15	26	26	0	0	0	0	0	0	0	0	0	0	0	0	31.7	36	
08:30	29	23	0	3	2	1	0	0	0	0	0	0	0	0	28.7	33.5	
08:45	30	24	0	4	1	1	0	0	0	0	0	0	0	0	30.5	34.6	
09:00	25	22	0	2	1	0	0	0	0	0	0	0	0	0	29.4	34.9	
09:15	31	26	0	4	0	0	0	0	0	1	0	0	0	0	29.8	33.1	
09:30	19	14	0	5	0	0	0	0	0	0	0	0	0	0	29.5	33.1	
09:45	25	19	0	5	1	0	0	0	0	0	0	0	0	0	31.2	33.1	
10:00	22	15	0	4	2	0	0	0	0	0	0	0	1	0	28.2	34.9	
10:15	17	9	0	7	1	0	0	0	0	0	0	0	0	0	29	35.3	
10:30	26	14	0	8	2	1	0	0	0	0	0	0	1	0	24.9	30.2	
10:45	20	17	0	1	1	0	0	0	1	0	0	0	0	0	28.9	33.8	
11:00	15	13	0	1	0	1	0	0	0	0	0	0	0	0	29.7	36	
11:15	20	16	0	3	1	0	0	0	0	0	0	0	0	0	28.6	35.3	
11:30	22	16	0	6	0	0	0	0	0	0	0	0	0	0	29.2	31.7	
11:45	21	19	0	2	0	0	0	0	0	0	0	0	0	0	32.7	38.9	
12:00	21	19	0	2	0	0	0	0	0	0	0	0	0	0	32.3	38.9	
12:15	20	17	0	2	0	1	0	0	0	0	0	0	0	0	28.6	34.2	
12:30	20	15	0	3	0	2	0	0	0	0	0	0	0	0	29.7	34.9	
12:45	23	18	0	4	1	0	0	0	0	0	0	0	0	0	30.2	34.2	
13:00	17	13	0	1	0	2	0	0	0	1	0	0	0	0	28.9	33.8	
13:15	15	11	0	1	1	0	0	1	0	0	0	0	0	0	26.2	31.3	
13:30	17	15	0	2	0	0	0	0	0	0	0	0	0	0	31.8	36.7	
13:45	17	12	0	3	1	1	0	0	0	0	0	0	0	0	30.1	33.5	
14:00	24	23	0	0	1	0	0	0	0	0	0	0	0	0	31.8	34.9	
14:15	9	7	0	1	0	1	0	0	0	0	0	0	0	0	29.3	-	
14:30	11	9	1	0	0	0	0	0	1	0	0	0	0	0	30.2	34.6	
14:45	14	12	0	2	0	0	0	0	0	0	0	0	0	0	32.8	36.4	
15:00	15	12	0	1	1	0	0	0	0	0	0	0	1	0	29.9	37.1	
15:15	10	9	0	1	0	0	0	0	0	0	0	0	0	0	31.9	-	
15:30	17	11	0	4	2	0	0	0	0	0	0	0	0	0	28.7	34.6	
15:45	16	11	0	5	0	0	0	0	0	0	0	0	0	0	32.2	36	
16:00	17	14	0	3	0	0	0	0	0	0	0	0	0	0	33.6	36.4	
16:15	13	10	0	3	0	0	0	0	0	0	0	0	0	0	30	34.2	
16:30	12	11	0	0	1	0	0	0	0	0	0	0	0	0	32.3	36.4	
16:45	22	20	0	1	1	0	0	0	0	0	0	0	0	0	32.6	36.4	
17:00	4	4	0	0	0	0	0	0	0	0	0	0	0	0	32.3	-	
17:15	9	7	0	2	0	0	0	0	0	0	0	0	0	0	33.7	-	
17:30	9	8	0	1	0	0	0	0	0	0	0	0	0	0	34.2	-	
17:45	4	3	0	1	0	0	0	0	0	0	0	0	0	0	27.9	-	
18:00	5	3	0	1	1	0	0	0	0	0	0	0	0	0	31.6	-	
18:15	12	11	0	1	0	0	0	0	0	0	0	0	0	0	32.9	37.8	
18:30	20	17	0	3	0	0	0	0	0	0	0	0	0	0	33.5	37.1	
18:45	35	35	0	0	0	0	0	0	0	0	0	0	0	0	34.4	37.8	
19:00	31	31	0	0	0	0	0	0	0	0	0	0	0	0	36.5	42.8	
19:15	34	34	0	0	0	0	0	0	0	0	0	0	0	0	33.7	38.5	
19:30	11	11	0	0	0	0	0	0	0	0	0	0	0	0	34.4	38.2	
19:45	6	6	0	0	0	0	0	0	0	0	0	0	0	0	35.7	-	
20:00	4	4	0	0	0	0	0	0	0	0	0	0	0	0	36.2	-	
20:15	3	3	0	0	0	0	0	0	0	0	0	0	0	0	31.1	-	
20:30	8	8	0	0	0	0	0	0	0	0	0	0	0	0	32	-	
20:45	10	10	0	0	0	0	0	0	0	0	0	0	0	0	35.4	-	
21:00	7	7	0	0	0	0	0	0	0	0	0	0	0	0	34.1	-	
21:15	5	5	0	0	0	0	0	0	0	0	0	0	0	0	30.1	-	
21:30	1	1	0	0	0	0	0	0	0	0	0	0	0	0	31.6	-	
21:45	3	3	0	0	0	0	0	0	0	0	0	0	0	0	35.8	-	
22:00	1	1	0	0	0	0	0	0	0	0	0	0	0	0	46.4	-	
22:15	5	5	0	0	0	0	0	0	0	0	0	0	0	0	34.3	-	
22:30	5	4	0	1	0	0	0	0	0	0	0	0	0	0	36.1	-	
22:45	0	0	0	0	0	0	0	0	0	0	0	0	0	0	-	-	
23:00	2	2	0	0	0	0	0	0	0	0	0	0	0	0	27.2	-	
23:15	0	0	0	0	0	0	0	0	0	0	0	0	0	0	-	-	
23:30	1	1	0	0	0	0	0	0	0	0	0	0	0	0	32.5	-	
23:45	1	0	0	1	0	0	0	0	0	0	0	0	0	0	31.9	-	
00:00	1259	1069	1	129	31	17	0	1	2	4	2	0	0	3	31.1	36.7	
07:09	206	178	0	15	7	3	0	0	0	1	2	0	0	0	30.2	34.9	
16-18	90	77	0	11	1	1	0	0	0	0	0	0	0	0	32.4	37.1	
Off-Peak	963	814	1	103	23	13	0	1	2	3	0	0	0	3			

15SYD0278

Garema Crt, 15m east of Wirega Ave
Eastbound

Thursday, 9 June 2016

Time	Total	Cls													Mean	Vpp	
		1	2	3	4	5	6	7	8	9	10	11	12	13			
00:00	0	0	0	0	0	0	0	0	0	0	0	0	0	0	0	-	-
00:15	1	1	0	0	0	0	0	0	0	0	0	0	0	0	0	40.5	-
00:30	1	1	0	0	0	0	0	0	0	0	0	0	0	0	0	37.8	-
00:45	2	1	1	0	0	0	0	0	0	0	0	0	0	0	0	28.6	-
01:00	0	0	0	0	0	0	0	0	0	0	0	0	0	0	0	-	-
01:15	1	1	0	0	0	0	0	0	0	0	0	0	0	0	0	36.4	-
01:30	1	0	0	0	0	1	0	0	0	0	0	0	0	0	0	25.7	-
01:45	1	0	0	1	0	0	0	0	0	0	0	0	0	0	0	37.7	-
02:00	3	3	0	0	0	0	0	0	0	0	0	0	0	0	0	34.3	-
02:15	1	1	0	0	0	0	0	0	0	0	0	0	0	0	0	33	-
02:30	1	1	0	0	0	0	0	0	0	0	0	0	0	0	0	25.7	-
02:45	6	4	0	1	1	0	0	0	0	0	0	0	0	0	0	36.7	-
03:00	3	2	0	0	0	1	0	0	0	0	0	0	0	0	0	35.1	-
03:15	3	3	0	0	0	0	0	0	0	0	0	0	0	0	0	34.4	-
03:30	1	1	0	0	0	0	0	0	0	0	0	0	0	0	0	34.3	-
03:45	3	3	0	0	0	0	0	0	0	0	0	0	0	0	0	31.6	-
04:00	5	5	0	0	0	0	0	0	0	0	0	0	0	0	0	31.9	-
04:15	6	5	0	1	0	0	0	0	0	0	0	0	0	0	0	30.7	-
04:30	7	6	0	1	0	0	0	0	0	0	0	0	0	0	0	35.5	-
04:45	6	6	0	0	0	0	0	0	0	0	0	0	0	0	0	32.9	-
05:00	5	5	0	0	0	0	0	0	0	0	0	0	0	0	0	35.4	-
05:15	12	7	0	2	2	1	0	0	0	0	0	0	0	0	0	31.6	33.1
05:30	17	15	0	1	0	1	0	0	0	0	0	0	0	0	0	30.4	34.6
05:45	28	25	0	2	0	0	0	0	0	0	0	0	0	1	0	28.8	35.3
06:00	15	12	0	0	1	2	0	0	0	0	0	0	0	0	0	28.6	32.4
06:15	28	27	0	1	0	0	0	0	0	0	0	0	0	0	0	31.5	36.7
06:30	26	22	0	1	2	0	0	0	0	1	0	0	0	0	0	30.4	34.2
06:45	33	26	0	2	3	0	0	0	0	2	0	0	0	0	0	27.7	33.1
07:00	21	19	0	1	1	0	0	0	0	0	0	0	0	0	0	30.6	34.9
07:15	35	29	0	3	2	1	0	0	0	0	0	0	0	0	0	30.4	35.3
07:30	29	28	0	0	1	0	0	0	0	0	0	0	0	0	0	33.1	39.2
07:45	40	33	0	4	0	1	0	0	0	1	1	0	0	0	0	31	34.2
08:00	22	14	1	5	1	0	0	0	0	1	0	0	0	0	0	29.2	33.8
08:15	31	26	0	1	3	0	0	0	0	1	0	0	0	0	0	31.9	34.2
08:30	32	26	0	5	1	0	0	0	0	0	0	0	0	0	0	30.7	34.2
08:45	25	21	0	3	0	0	0	0	0	0	0	0	0	1	0	29.8	34.2
09:00	23	21	0	1	0	1	0	0	0	0	0	0	0	0	0	31.6	36.7
09:15	26	21	0	3	2	0	0	0	0	0	0	0	0	0	0	29.5	33.8
09:30	24	20	0	3	1	0	0	0	0	0	0	0	0	0	0	29.3	33.5
09:45	23	18	0	4	0	0	0	0	0	0	0	1	0	0	0	30.3	36
10:00	23	21	0	1	1	0	0	0	0	0	0	0	0	0	0	28.6	32.8
10:15	17	14	0	0	2	1	0	0	0	0	0	0	0	0	0	26.9	32
10:30	19	8	0	10	1	0	0	0	0	0	0	0	0	0	0	26.4	29.9
10:45	21	19	0	2	0	0	0	0	0	0	0	0	0	0	0	31.8	36.4
11:00	25	24	0	1	0	0	0	0	0	0	0	0	0	0	0	31.2	36.7
11:15	20	18	0	0	0	1	0	0	0	1	0	0	0	0	0	28.2	32
11:30	15	13	0	1	1	0	0	0	0	0	0	0	0	0	0	29.2	32
11:45	27	26	0	0	1	0	0	0	0	0	0	0	0	0	0	30.6	34.9
12:00	23	20	0	2	0	0	0	0	0	1	0	0	0	0	0	27.4	34.9
12:15	23	17	0	5	0	1	0	0	0	0	0	0	0	0	0	28.9	34.9
12:30	17	14	0	2	0	0	0	0	0	0	0	0	0	1	0	29.6	33.5
12:45	14	13	0	1	0	0	0	0	0	0	0	0	0	0	0	32.5	35.3
13:00	15	10	0	5	0	0	0	0	0	0	0	0	0	0	0	32.7	37.4
13:15	21	19	0	2	0	0	0	0	0	0	0	0	0	0	0	32.9	37.1
13:30	23	20	0	2	1	0	0	0	0	0	0	0	0	0	0	29.6	34.2
13:45	25	19	0	3	1	0	0	0	0	1	0	0	0	1	0	28.4	32.8
14:00	23	19	0	4	0	0	0	0	0	0	0	0	0	0	0	30.3	34.9
14:15	21	20	0	1	0	0	0	0	0	0	0	0	0	0	0	31.2	36.4
14:30	7	6	0	1	0	0	0	0	0	0	0	0	0	0	0	27.1	-
14:45	19	17	0	2	0	0	0	0	0	0	0	0	0	0	0	30.6	35.6
15:00	8	6	0	2	0	0	0	0	0	0	0	0	0	0	0	35.3	-
15:15	11	10	0	1	0	0	0	0	0	0	0	0	0	0	0	30.9	34.6
15:30	18	17	0	1	0	0	0	0	0	0	0	0	0	0	0	32.6	39.2
15:45	11	5	0	3	2	0	0	0	0	0	0	0	0	1	0	29.3	32
16:00	9	6	1	2	0	0	0	0	0	0	0	0	0	0	0	33.7	-
16:15	16	16	0	0	0	0	0	0	0	0	0	0	0	0	0	33.7	39.6
16:30	14	13	0	1	0	0	0	0	0	0	0	0	0	0	0	34.6	37.4
16:45	11	9	0	2	0	0	0	0	0	0	0	0	0	0	0	35	37.4
17:00	16	14	0	2	0	0	0	0	0	0	0	0	0	0	0	36.1	41.8
17:15	10	7	0	3	0	0	0	0	0	0	0	0	0	0	0	32.3	-
17:30	5	5	0	0	0	0	0	0	0	0	0	0	0	0	0	35.1	-
17:45	6	3	0	3	0	0	0	0	0	0	0	0	0	0	0	33.8	-
18:00	11	9	0	2	0	0	0	0	0	0	0	0	0	0	0	34.7	39.2
18:15	11	7	0	2	2	0	0	0	0	0	0	0	0	0	0	32.9	38.5
18:30	19	18	0	1	0	0	0	0	0	0	0	0	0	0	0	34.9	37.4
18:45	30	27	0	2	1	0	0	0	0	0	0	0	0	0	0	35.4	38.2
19:00	44	41	0	1	1	0	0	0	0	0	0	0	0	1	0	32.8	36.7
19:15	32	31	0	0	0	0	0	0	0	0	0	0	0	1	0	34.9	38.5
19:30	17	17	0	0	0	0	0	0	0	0	0	0	0	0	0	34.6	35.6
19:45	16	16	0	0	0	0	0	0	0	0	0	0	0	0	0	36.5	40
20:00	8	8	0	0	0	0	0	0	0	0	0	0	0	0	0	35.5	-
20:15	4	4	0	0	0	0	0	0	0	0	0	0	0	0	0	35.3	-
20:30	4	4	0	0	0	0	0	0	0	0	0	0	0	0	0	35.5	-
20:45	8	8	0	0	0	0	0	0	0	0	0	0	0	0	0	35.6	-
21:00	3	2	0	0	1	0	0	0	0	0	0	0	0	0	0	36	-
21:15	3	3	0	0	0	0	0	0	0	0	0	0	0	0	0	34.6	-
21:30	2	1	0	1	0	0	0	0	0	0	0	0	0	0	0	30.2	-
21:45	4	4	0	0	0	0	0	0	0	0	0	0	0	0	0	32.9	-
22:00	3	3	0	0	0	0	0	0	0	0	0	0	0	0	0	36.3	-
22:15	2	2	0	0	0	0	0	0	0	0	0	0	0	0	0	38.7	-
22:30	2	2	0	0	0	0	0	0	0	0	0	0	0	0	0	37.4	-
22:45	2	1	0	1	0	0	0	0	0	0	0	0	0	0	0	35.3	-
23:00	0	0	0	0	0	0	0	0	0	0	0	0	0	0	0	-	-
23:15	1	1	0	0	0	0	0	0	0	0	0	0	0	0	0	37	-
23:30	2	1	0	1	0	0	0	0	0	0	0	0	0	0	0	24.1	-
23:45	2	2	0	0	0	0	0	0	0	0	0	0	0	0	0	35.1	-
00:00	1310	1119	3	122	36	12	0	0	0	9	1	1	0	7	31.4	36.7	
07:09	235	196	1	22	9	2	0	0	0	3	1						

15SYD0278

Garema Crt, 15m east of Wirega Ave
Eastbound

Friday, 10 June 2016

Time	Total	Cls													Mean	Vpp
		1	2	3	4	5	6	7	8	9	10	11	12	13		
00:00	2	2	0	0	0	0	0	0	0	0	0	0	0	0	27.2	-
00:15	0	0	0	0	0	0	0	0	0	0	0	0	0	0	-	-
00:30	3	3	0	0	0	0	0	0	0	0	0	0	0	0	36	-
00:45	1	1	0	0	0	0	0	0	0	0	0	0	0	0	35.5	-
01:00	1	0	0	0	0	0	0	0	0	1	0	0	0	0	22.3	-
01:15	1	1	0	0	0	0	0	0	0	0	0	0	0	0	35.7	-
01:30	0	0	0	0	0	0	0	0	0	0	0	0	0	0	-	-
01:45	2	2	0	0	0	0	0	0	0	0	0	0	0	0	38.7	-
02:00	1	1	0	0	0	0	0	0	0	0	0	0	0	0	32.5	-
02:15	1	1	0	0	0	0	0	0	0	0	0	0	0	0	34.3	-
02:30	3	2	0	1	0	0	0	0	0	0	0	0	0	0	33.1	-
02:45	2	1	0	1	0	0	0	0	0	0	0	0	0	0	36.8	-
03:00	3	3	0	0	0	0	0	0	0	0	0	0	0	0	34.4	-
03:15	3	3	0	0	0	0	0	0	0	0	0	0	0	0	36.3	-
03:30	1	1	0	0	0	0	0	0	0	0	0	0	0	0	29.2	-
03:45	2	2	0	0	0	0	0	0	0	0	0	0	0	0	29.8	-
04:00	7	7	0	0	0	0	0	0	0	0	0	0	0	0	36.2	-
04:15	8	7	0	0	0	1	0	0	0	0	0	0	0	0	32.7	-
04:30	7	6	0	1	0	0	0	0	0	0	0	0	0	0	28.1	-
04:45	5	5	0	0	0	0	0	0	0	0	0	0	0	0	33.5	-
05:00	14	13	0	0	0	0	0	0	0	1	0	0	0	0	32.2	34.9
05:15	19	16	0	2	0	1	0	0	0	0	0	0	0	0	32.2	36
05:30	15	14	0	1	0	0	0	0	0	0	0	0	0	0	31.1	36.4
05:45	29	28	0	1	0	0	0	0	0	0	0	0	0	0	32.7	37.1
06:00	16	14	0	1	0	0	0	0	0	0	1	0	0	0	31.2	34.9
06:15	16	16	0	0	0	0	0	0	0	0	0	0	0	0	34	37.4
06:30	31	26	0	1	3	0	0	0	0	0	0	0	1	0	31.4	35.3
06:45	20	17	0	2	0	0	0	0	0	0	1	0	0	0	30	32.8
07:00	26	20	0	2	2	0	0	0	0	1	1	0	0	0	30.4	33.5
07:15	33	31	1	0	1	0	0	0	0	0	0	0	0	0	31.6	36
07:30	27	24	0	1	0	2	0	0	0	0	0	0	0	0	30.3	36
07:45	28	24	0	1	1	1	0	0	0	1	0	0	0	0	30.5	36.4
08:00	22	19	0	3	0	0	0	0	0	0	0	0	0	0	31	34.2
08:15	22	18	0	3	0	0	0	0	0	1	0	0	0	0	30.5	35.3
08:30	27	22	0	5	0	0	0	0	0	0	0	0	0	0	31.4	35.3
08:45	35	26	1	6	0	2	0	0	0	0	0	0	0	0	30.3	32.8
09:00	19	16	0	3	0	0	0	0	0	0	0	0	0	0	29.3	34.9
09:15	12	11	0	1	0	0	0	0	0	0	0	0	0	0	32.9	36.4
09:30	25	21	0	3	1	0	0	0	0	0	0	0	0	0	29.6	33.1
09:45	20	16	0	2	2	0	0	0	0	0	0	0	0	0	30	32.8
10:00	16	16	0	0	0	0	0	0	0	0	0	0	0	0	31.9	36.4
10:15	20	12	0	8	0	0	0	0	0	0	0	0	0	0	26.8	33.8
10:30	23	20	0	2	0	1	0	0	0	0	0	0	0	0	31.1	34.9
10:45	13	11	0	2	0	0	0	0	0	0	0	0	0	0	29	33.8
11:00	34	24	0	7	2	0	0	0	0	0	0	0	1	0	25.4	32
11:15	25	18	0	4	3	0	0	0	0	0	0	0	0	0	25.4	33.8
11:30	42	37	0	2	0	1	0	0	0	1	1	0	0	0	30.6	35.6
11:45	56	54	0	2	0	0	0	0	0	0	0	0	0	0	32.4	37.1
12:00	94	90	0	4	0	0	0	0	0	0	0	0	0	0	32.4	35.6
12:15	58	54	0	3	1	0	0	0	0	0	0	0	0	0	30.7	36.4
12:30	20	15	0	2	1	0	0	0	0	0	0	0	2	0	30.3	36.4
12:45	21	16	0	3	1	0	0	0	0	1	0	0	0	0	28	32.4
13:00	16	14	0	1	0	0	0	0	0	0	1	0	0	0	29.2	33.8
13:15	19	13	0	6	0	0	0	0	0	0	0	0	0	0	30.2	32.4
13:30	10	8	0	0	2	0	0	0	0	0	0	0	0	0	28.4	-
13:45	13	11	0	2	0	0	0	0	0	0	0	0	0	0	31.4	34.6
14:00	17	15	0	1	0	1	0	0	0	0	0	0	0	0	29.1	33.1
14:15	19	17	0	1	0	1	0	0	0	0	0	0	0	0	31.8	34.9
14:30	18	10	0	7	0	1	0	0	0	0	0	0	0	0	26.7	31
14:45	16	14	0	2	0	0	0	0	0	0	0	0	0	0	32	40.7
15:00	12	10	0	2	0	0	0	0	0	0	0	0	0	0	31.1	34.2
15:15	12	9	0	3	0	0	0	0	0	0	0	0	0	0	31.7	33.5
15:30	8	7	0	1	0	0	0	0	0	0	0	0	0	0	30.3	-
15:45	11	8	0	2	0	0	0	0	0	1	0	0	0	0	27.9	31.7
16:00	12	10	0	2	0	0	0	0	0	0	0	0	0	0	32.4	36.4
16:15	20	15	1	4	0	0	0	0	0	0	0	0	0	0	31.5	34.6
16:30	18	16	0	1	1	0	0	0	0	0	0	0	0	0	31.6	35.6
16:45	14	14	0	0	0	0	0	0	0	0	0	0	0	0	36.1	40.3
17:00	14	13	0	1	0	0	0	0	0	0	0	0	0	0	34.1	35.3
17:15	8	8	0	0	0	0	0	0	0	0	0	0	0	0	33.1	-
17:30	6	3	0	3	0	0	0	0	0	0	0	0	0	0	37.8	-
17:45	7	5	0	2	0	0	0	0	0	0	0	0	0	0	35.7	-
18:00	9	5	0	4	0	0	0	0	0	0	0	0	0	0	30.3	-
18:15	10	8	0	2	0	0	0	0	0	0	0	0	0	0	35.6	-
18:30	16	15	0	1	0	0	0	0	0	0	0	0	0	0	33.7	37.1
18:45	34	33	0	1	0	0	0	0	0	0	0	0	0	0	35.6	39.2
19:00	39	39	0	0	0	0	0	0	0	0	0	0	0	0	35.8	38.2
19:15	25	25	0	0	0	0	0	0	0	0	0	0	0	0	35.3	39.2
19:30	11	10	0	1	0	0	0	0	0	0	0	0	0	0	36.3	39.6
19:45	12	12	0	0	0	0	0	0	0	0	0	0	0	0	36.4	40.3
20:00	8	8	0	0	0	0	0	0	0	0	0	0	0	0	35.5	-
20:15	3	3	0	0	0	0	0	0	0	0	0	0	0	0	34.3	-
20:30	4	4	0	0	0	0	0	0	0	0	0	0	0	0	32.8	-
20:45	10	9	0	1	0	0	0	0	0	0	0	0	0	0	31.1	-
21:00	10	9	0	1	0	0	0	0	0	0	0	0	0	0	33.1	-
21:15	2	2	0	0	0	0	0	0	0	0	0	0	0	0	37.8	-
21:30	0	0	0	0	0	0	0	0	0	0	0	0	0	0	-	-
21:45	2	2	0	0	0	0	0	0	0	0	0	0	0	0	39.3	-
22:00	3	3	0	0	0	0	0	0	0	0	0	0	0	0	37.3	-
22:15	2	1	0	1	0	0	0	0	0	0	0	0	0	0	35.5	-
22:30	2	0	0	1	1	0	0	0	0	0	0	0	0	0	30.4	-
22:45	2	2	0	0	0	0	0	0	0	0	0	0	0	0	38.5	-
23:00	2	2	0	0	0	0	0	0	0	0	0	0	0	0	35.5	-
23:15	1	1	0	0	0	0	0	0	0	0	0	0	0	0	31.7	-
23:30	2	2	0	0	0	0	0	0	0	0	0	0	0	0	34.8	-
23:45	3	3	0	0	0	0	0	0	0	0	0	0	0	0	34.2	-
00:00	1413	1225	3	134	22	12	0	0	0	8	5	0	4	31.5	36.4	
07:09	220	184	2	21	4	5	0	0	0	3	1	0	0	30.8	35.3	
16-18	99	84	1	13	1	0	0	0	0	0	0	0	0	33.5	37.4	
Off-Peak	1094	957	0	100	17	7	0	0	0	5	4	0	4			

15SYD0278

Garema Cr, 15m east of Wirega Ave
Westbound

Saturday, 4 June 2016

Time	Total	Cls													Mean	Vpp	
	1	2	3	4	5	6	7	8	9	10	11	12	13				
00:00	9	9	0	0	0	0	0	0	0	0	0	0	0	0	0	29.7	-
00:15	2	0	0	0	1	0	0	0	0	0	0	0	0	1	10.3	-	
00:30	0	0	0	0	0	0	0	0	0	0	0	0	0	0	-	-	
00:45	0	0	0	0	0	0	0	0	0	0	0	0	0	0	-	-	
01:00	0	0	0	0	0	0	0	0	0	0	0	0	0	0	-	-	
01:15	4	4	0	0	0	0	0	0	0	0	0	0	0	0	37.6	-	
01:30	2	0	0	2	0	0	0	0	0	0	0	0	0	0	25.6	-	
01:45	0	0	0	0	0	0	0	0	0	0	0	0	0	0	-	-	
02:00	0	0	0	0	0	0	0	0	0	0	0	0	0	0	-	-	
02:15	1	1	0	0	0	0	0	0	0	0	0	0	0	0	22.6	-	
02:30	0	0	0	0	0	0	0	0	0	0	0	0	0	0	-	-	
02:45	1	1	0	0	0	0	0	0	0	0	0	0	0	0	25.2	-	
03:00	1	1	0	0	0	0	0	0	0	0	0	0	0	0	34.4	-	
03:15	0	0	0	0	0	0	0	0	0	0	0	0	0	0	-	-	
03:30	0	0	0	0	0	0	0	0	0	0	0	0	0	0	-	-	
03:45	1	1	0	0	0	0	0	0	0	0	0	0	0	0	24.9	-	
04:00	1	1	0	0	0	0	0	0	0	0	0	0	0	0	29	-	
04:15	1	0	0	1	0	0	0	0	0	0	0	0	0	0	22.3	-	
04:30	0	0	0	0	0	0	0	0	0	0	0	0	0	0	-	-	
04:45	0	0	0	0	0	0	0	0	0	0	0	0	0	0	-	-	
05:00	0	0	0	0	0	0	0	0	0	0	0	0	0	0	-	-	
05:15	0	0	0	0	0	0	0	0	0	0	0	0	0	0	-	-	
05:30	1	1	0	0	0	0	0	0	0	0	0	0	0	0	25.8	-	
05:45	0	0	0	0	0	0	0	0	0	0	0	0	0	0	-	-	
06:00	0	0	0	0	0	0	0	0	0	0	0	0	0	0	-	-	
06:15	0	0	0	0	0	0	0	0	0	0	0	0	0	0	-	-	
06:30	3	3	0	0	0	0	0	0	0	0	0	0	0	0	26.8	-	
06:45	1	0	0	0	0	0	0	0	0	0	0	0	0	1	27.1	-	
07:00	1	0	0	0	0	0	0	1	0	0	0	0	0	0	32.1	-	
07:15	4	4	0	0	0	0	0	0	0	0	0	0	0	0	27.6	-	
07:30	2	2	0	0	0	0	0	0	0	0	0	0	0	0	29.2	-	
07:45	1	1	0	0	0	0	0	0	0	0	0	0	0	0	29.1	-	
08:00	2	2	0	0	0	0	0	0	0	0	0	0	0	0	33.3	-	
08:15	4	3	0	0	1	0	0	0	0	0	0	0	0	0	29.9	-	
08:30	2	2	0	0	0	0	0	0	0	0	0	0	0	0	31.1	-	
08:45	4	3	0	1	0	0	0	0	0	0	0	0	0	0	29.5	-	
09:00	3	3	0	0	0	0	0	0	0	0	0	0	0	0	35.9	-	
09:15	6	5	0	0	0	0	0	0	0	0	0	0	0	1	30.1	-	
09:30	9	8	0	1	0	0	0	0	0	0	0	0	0	0	31.7	-	
09:45	2	1	0	1	0	0	0	0	0	0	0	0	0	0	30.5	-	
10:00	6	5	0	0	1	0	0	0	0	0	0	0	0	0	32	-	
10:15	4	3	0	0	0	0	0	0	0	0	0	0	0	1	31	-	
10:30	6	5	0	0	0	0	0	0	0	0	0	0	0	1	32.8	-	
10:45	6	6	0	0	0	0	0	0	0	0	0	0	0	0	31.8	-	
11:00	5	4	0	0	0	0	0	0	0	0	0	0	0	1	27.4	-	
11:15	3	3	0	0	0	0	0	0	0	0	0	0	0	0	31.3	-	
11:30	2	2	0	0	0	0	0	0	0	0	0	0	0	0	28.9	-	
11:45	8	8	0	0	0	0	0	0	0	0	0	0	0	0	31.3	-	
12:00	3	3	0	0	0	0	0	0	0	0	0	0	0	0	31.1	-	
12:15	10	9	0	0	0	0	0	0	0	0	0	0	0	1	29.8	-	
12:30	7	6	0	1	0	0	0	0	0	0	0	0	0	0	30.8	-	
12:45	5	4	0	0	0	0	0	0	0	0	0	0	0	1	29.9	-	
13:00	5	4	0	1	0	0	0	0	0	0	0	0	0	0	30.4	-	
13:15	3	3	0	0	0	0	0	0	0	0	0	0	0	0	31.8	-	
13:30	2	2	0	0	0	0	0	0	0	0	0	0	0	0	35.5	-	
13:45	5	4	0	0	0	0	0	0	0	0	0	0	0	1	30.3	-	
14:00	7	7	0	0	0	0	0	0	0	0	0	0	0	0	32.1	-	
14:15	4	3	0	0	0	0	0	0	0	0	0	0	0	1	27.2	-	
14:30	4	4	0	0	0	0	0	0	0	0	0	0	0	0	31.7	-	
14:45	1	0	0	0	0	0	0	0	0	0	0	0	0	1	27.9	-	
15:00	5	4	0	1	0	0	0	0	0	0	0	0	0	0	32.9	-	
15:15	4	4	0	0	0	0	0	0	0	0	0	0	0	0	30.5	-	
15:30	0	0	0	0	0	0	0	0	0	0	0	0	0	0	-	-	
15:45	1	1	0	0	0	0	0	0	0	0	0	0	0	0	39.6	-	
16:00	2	2	0	0	0	0	0	0	0	0	0	0	0	0	31.2	-	
16:15	3	3	0	0	0	0	0	0	0	0	0	0	0	0	31.1	-	
16:30	6	6	0	0	0	0	0	0	0	0	0	0	0	0	35.1	-	
16:45	8	8	0	0	0	0	0	0	0	0	0	0	0	0	30	-	
17:00	5	4	0	1	0	0	0	0	0	0	0	0	0	0	27.8	-	
17:15	1	1	0	0	0	0	0	0	0	0	0	0	0	0	34.8	-	
17:30	7	7	0	0	0	0	0	0	0	0	0	0	0	0	34	-	
17:45	7	6	0	0	0	0	0	0	0	0	0	0	0	1	33.7	-	
18:00	5	4	0	0	0	0	0	0	0	0	0	0	0	1	34.4	-	
18:15	5	4	0	0	0	0	0	0	0	0	0	0	0	1	35.4	-	
18:30	1	1	0	0	0	0	0	0	0	0	0	0	0	0	32.9	-	
18:45	1	1	0	0	0	0	0	0	0	0	0	0	0	0	38.5	-	
19:00	1	1	0	0	0	0	0	0	0	0	0	0	0	0	35.8	-	
19:15	7	6	0	0	0	0	0	0	0	0	0	0	0	1	31.5	-	
19:30	4	3	0	0	0	0	0	0	0	0	0	0	0	1	27.9	-	
19:45	0	0	0	0	0	0	0	0	0	0	0	0	0	0	-	-	
20:00	2	2	0	0	0	0	0	0	0	0	0	0	0	0	29.4	-	
20:15	2	2	0	0	0	0	0	0	0	0	0	0	0	0	30.6	-	
20:30	0	0	0	0	0	0	0	0	0	0	0	0	0	0	-	-	
20:45	1	1	0	0	0	0	0	0	0	0	0	0	0	0	35.4	-	
21:00	0	0	0	0	0	0	0	0	0	0	0	0	0	0	-	-	
21:15	1	1	0	0	0	0	0	0	0	0	0	0	0	0	35.9	-	
21:30	1	1	0	0	0	0	0	0	0	0	0	0	0	0	34.3	-	
21:45	1	1	0	0	0	0	0	0	0	0	0	0	0	0	37.7	-	
22:00	1	1	0	0	0	0	0	0	0	0	0	0	0	0	36	-	
22:15	4	4	0	0	0	0	0	0	0	0	0	0	0	0	32.4	-	
22:30	0	0	0	0	0	0	0	0	0	0	0	0	0	0	-	-	
22:45	1	1	0	0	0	0	0	0	0	0	0	0	0	0	33.2	-	
23:00	0	0	0	0	0	0	0	0	0	0	0	0	0	0	-	-	
23:15	8	8	0	0	0	0	0	0	0	0	0	0	0	0	32.4	-	
23:30	0	0	0	0	0	0	0	0	0	0	0	0	0	0	-	-	
23:45	0	0	0	0	0	0	0	0	0	0	0	0	0	0	-	-	
00-00	259	229	0	10	3	0	0	1	0	0	0	0	0	16	31.1	34.9	
07-09	20	17	0	1	1	0	0	1	0	0	0	0	0	0	29.8	32.8	
16-18	39	37	0	1	0	0	0	0	0	0	0	0	0	1	32.2	35.3	
Off-Peak	200	175	0	8	2	0	0	0	0	0	0	0	0	15			

15SYD0278

Garema Crt, 15m east of Wirega Ave
Westbound

Sunday, 5 June 2016

Time	Total	Cls													Mean	Vpp
		1	2	3	4	5	6	7	8	9	10	11	12	13		
00:00	0	0	0	0	0	0	0	0	0	0	0	0	0	0	-	-
00:15	2	1	0	1	0	0	0	0	0	0	0	0	0	0	31.5	-
00:30	2	2	0	0	0	0	0	0	0	0	0	0	0	0	26.7	-
00:45	0	0	0	0	0	0	0	0	0	0	0	0	0	0	-	-
01:00	3	3	0	0	0	0	0	0	0	0	0	0	0	0	35.1	-
01:15	0	0	0	0	0	0	0	0	0	0	0	0	0	0	-	-
01:30	1	1	0	0	0	0	0	0	0	0	0	0	0	0	39.2	-
01:45	0	0	0	0	0	0	0	0	0	0	0	0	0	0	-	-
02:00	1	1	0	0	0	0	0	0	0	0	0	0	0	0	27.6	-
02:15	1	1	0	0	0	0	0	0	0	0	0	0	0	0	30.6	-
02:30	0	0	0	0	0	0	0	0	0	0	0	0	0	0	-	-
02:45	0	0	0	0	0	0	0	0	0	0	0	0	0	0	-	-
03:00	0	0	0	0	0	0	0	0	0	0	0	0	0	0	-	-
03:15	0	0	0	0	0	0	0	0	0	0	0	0	0	0	-	-
03:30	0	0	0	0	0	0	0	0	0	0	0	0	0	0	-	-
03:45	0	0	0	0	0	0	0	0	0	0	0	0	0	0	-	-
04:00	0	0	0	0	0	0	0	0	0	0	0	0	0	0	-	-
04:15	1	1	0	0	0	0	0	0	0	0	0	0	0	0	27.3	-
04:30	0	0	0	0	0	0	0	0	0	0	0	0	0	0	-	-
04:45	0	0	0	0	0	0	0	0	0	0	0	0	0	0	-	-
05:00	0	0	0	0	0	0	0	0	0	0	0	0	0	0	-	-
05:15	0	0	0	0	0	0	0	0	0	0	0	0	0	0	-	-
05:30	0	0	0	0	0	0	0	0	0	0	0	0	0	0	-	-
05:45	0	0	0	0	0	0	0	0	0	0	0	0	0	0	-	-
06:00	0	0	0	0	0	0	0	0	0	0	0	0	0	0	-	-
06:15	0	0	0	0	0	0	0	0	0	0	0	0	0	0	-	-
06:30	0	0	0	0	0	0	0	0	0	0	0	0	0	0	-	-
06:45	1	1	0	0	0	0	0	0	0	0	0	0	0	0	30.7	-
07:00	0	0	0	0	0	0	0	0	0	0	0	0	0	0	-	-
07:15	1	0	0	1	0	0	0	0	0	0	0	0	0	0	31.7	-
07:30	0	0	0	0	0	0	0	0	0	0	0	0	0	0	-	-
07:45	1	0	0	1	0	0	0	0	0	0	0	0	0	0	34	-
08:00	1	1	0	0	0	0	0	0	0	0	0	0	0	0	30	-
08:15	1	1	0	0	0	0	0	0	0	0	0	0	0	0	36.8	-
08:30	1	1	0	0	0	0	0	0	0	0	0	0	0	0	30.9	-
08:45	0	0	0	0	0	0	0	0	0	0	0	0	0	0	-	-
09:00	4	4	0	0	0	0	0	0	0	0	0	0	0	0	29.1	-
09:15	1	0	0	1	0	0	0	0	0	0	0	0	0	0	27	-
09:30	1	1	0	0	0	0	0	0	0	0	0	0	0	0	27.4	-
09:45	0	0	0	0	0	0	0	0	0	0	0	0	0	0	-	-
10:00	2	2	0	0	0	0	0	0	0	0	0	0	0	0	31.5	-
10:15	0	0	0	0	0	0	0	0	0	0	0	0	0	0	-	-
10:30	0	0	0	0	0	0	0	0	0	0	0	0	0	0	-	-
10:45	0	0	0	0	0	0	0	0	0	0	0	0	0	0	-	-
11:00	1	1	0	0	0	0	0	0	0	0	0	0	0	0	39.8	-
11:15	2	2	0	0	0	0	0	0	0	0	0	0	0	0	29.9	-
11:30	0	0	0	0	0	0	0	0	0	0	0	0	0	0	-	-
11:45	1	1	0	0	0	0	0	0	0	0	0	0	0	0	35.7	-
12:00	3	3	0	0	0	0	0	0	0	0	0	0	0	0	27.3	-
12:15	11	10	0	0	0	0	0	0	0	0	0	0	1	29.7	31.3	-
12:30	6	6	0	0	0	0	0	0	0	0	0	0	0	0	30	-
12:45	0	0	0	0	0	0	0	0	0	0	0	0	0	0	-	-
13:00	2	2	0	0	0	0	0	0	0	0	0	0	0	0	30	-
13:15	3	3	0	0	0	0	0	0	0	0	0	0	0	0	32.1	-
13:30	2	2	0	0	0	0	0	0	0	0	0	0	0	0	30.7	-
13:45	2	1	0	0	1	0	0	0	0	0	0	0	0	0	31.1	-
14:00	3	3	0	0	0	0	0	0	0	0	0	0	0	0	30.7	-
14:15	8	7	0	1	0	0	0	0	0	0	0	0	0	0	33.8	-
14:30	1	1	0	0	0	0	0	0	0	0	0	0	0	0	33.2	-
14:45	0	0	0	0	0	0	0	0	0	0	0	0	0	0	-	-
15:00	0	0	0	0	0	0	0	0	0	0	0	0	0	0	-	-
15:15	6	6	0	0	0	0	0	0	0	0	0	0	0	0	31.5	-
15:30	0	0	0	0	0	0	0	0	0	0	0	0	0	0	-	-
15:45	0	0	0	0	0	0	0	0	0	0	0	0	0	0	-	-
16:00	2	2	0	0	0	0	0	0	0	0	0	0	0	0	36.2	-
16:15	1	1	0	0	0	0	0	0	0	0	0	0	0	0	34.5	-
16:30	1	1	0	0	0	0	0	0	0	0	0	0	0	0	34.1	-
16:45	1	1	0	0	0	0	0	0	0	0	0	0	0	0	34.4	-
17:00	4	4	0	0	0	0	0	0	0	0	0	0	0	0	35	-
17:15	4	4	0	0	0	0	0	0	0	0	0	0	0	0	34	-
17:30	5	4	0	1	0	0	0	0	0	0	0	0	0	0	33.5	-
17:45	2	2	0	0	0	0	0	0	0	0	0	0	0	0	31.9	-
18:00	1	1	0	0	0	0	0	0	0	0	0	0	0	0	27.8	-
18:15	5	5	0	0	0	0	0	0	0	0	0	0	0	0	31	-
18:30	4	4	0	0	0	0	0	0	0	0	0	0	0	0	30.9	-
18:45	2	2	0	0	0	0	0	0	0	0	0	0	0	0	36.4	-
19:00	0	0	0	0	0	0	0	0	0	0	0	0	0	0	-	-
19:15	3	3	0	0	0	0	0	0	0	0	0	0	0	0	38.9	-
19:30	4	4	0	0	0	0	0	0	0	0	0	0	0	0	30.5	-
19:45	1	1	0	0	0	0	0	0	0	0	0	0	0	0	55	-
20:00	1	0	0	0	0	0	0	0	0	0	0	0	1	28	-	-
20:15	6	6	0	0	0	0	0	0	0	0	0	0	0	0	32.6	-
20:30	5	5	0	0	0	0	0	0	0	0	0	0	0	0	37	-
20:45	5	4	0	0	1	0	0	0	0	0	0	0	0	0	38.7	-
21:00	3	2	0	1	0	0	0	0	0	0	0	0	0	0	27.9	-
21:15	1	1	0	0	0	0	0	0	0	0	0	0	0	0	31.7	-
21:30	2	1	0	1	0	0	0	0	0	0	0	0	0	0	27.4	-
21:45	1	1	0	0	0	0	0	0	0	0	0	0	0	0	43.4	-
22:00	9	8	0	1	0	0	0	0	0	0	0	0	0	0	34.6	-
22:15	3	3	0	0	0	0	0	0	0	0	0	0	0	0	32.1	-
22:30	4	3	0	1	0	0	0	0	0	0	0	0	0	0	27.9	-
22:45	5	4	0	1	0	0	0	0	0	0	0	0	0	0	28.3	-
23:00	1	1	0	0	0	0	0	0	0	0	0	0	0	0	23.8	-
23:15	0	0	0	0	0	0	0	0	0	0	0	0	0	0	-	-
23:30	0	0	0	0	0	0	0	0	0	0	0	0	0	0	-	-
23:45	2	2	0	0	0	0	0	0	0	0	0	0	0	0	30.3	-
00-00	164	149	0	10	3	0	0	0	0	0	0	0	2	32.2	36.4	-
07-09	5	3	0	2	0	0	0	0	0	0	0	0	0	32.7	-	-
16-18	20	19	0	1	0	0	0	0	0	0	0	0	0	34.1	35.3	-
Off-Peak	139	127	0	7	3	0	0	0	0	0	0	0	2			

15SYD0278

Garema Cr, 15m east of Wirega Ave
Westbound

Monday, 6 June 2016

Time	Total	Cls													Mean	Vpp
		1	2	3	4	5	6	7	8	9	10	11	12	13		
00:00	2	2	0	0	0	0	0	0	0	0	0	0	0	0	32.9	-
00:15	4	3	0	1	0	0	0	0	0	0	0	0	0	0	34.5	-
00:30	2	1	0	0	1	0	0	0	0	0	0	0	0	0	32.7	-
00:45	6	6	0	0	0	0	0	0	0	0	0	0	0	0	35.9	-
01:00	2	2	0	0	0	0	0	0	0	0	0	0	0	0	31.5	-
01:15	0	0	0	0	0	0	0	0	0	0	0	0	0	0	-	-
01:30	2	1	0	0	1	0	0	0	0	0	0	0	0	0	30.6	-
01:45	4	2	0	2	0	0	0	0	0	0	0	0	0	0	29.5	-
02:00	1	0	0	1	0	0	0	0	0	0	0	0	0	0	24.8	-
02:15	3	1	0	1	0	0	0	0	0	0	0	0	0	1	26.3	-
02:30	4	2	0	1	1	0	0	0	0	0	0	0	0	0	25.8	-
02:45	1	0	0	0	1	0	0	0	0	0	0	0	0	0	26.5	-
03:00	1	0	0	0	1	0	0	0	0	0	0	0	0	0	26.9	-
03:15	1	0	0	1	0	0	0	0	0	0	0	0	0	0	25.2	-
03:30	2	1	0	0	1	0	0	0	0	0	0	0	0	0	29.9	-
03:45	1	0	0	0	0	0	0	0	0	0	0	0	0	1	26.1	-
04:00	2	1	0	0	1	0	0	0	0	0	0	0	0	0	27.6	-
04:15	0	0	0	0	0	0	0	0	0	0	0	0	0	0	-	-
04:30	1	0	0	0	1	0	0	0	0	0	0	0	0	0	30.1	-
04:45	1	1	0	0	0	0	0	0	0	0	0	0	0	0	35.3	-
05:00	2	0	0	0	1	0	0	0	0	0	0	0	0	1	23.6	-
05:15	3	1	0	0	0	0	0	0	0	1	0	0	0	1	30.5	-
05:30	4	3	0	0	0	0	0	0	0	0	0	0	0	1	31.7	-
05:45	6	3	0	1	0	2	0	0	0	0	0	0	0	0	31.3	-
06:00	2	1	0	0	1	0	0	0	0	0	0	0	0	0	26	-
06:15	9	7	0	0	0	1	0	0	0	0	0	0	0	1	25.4	-
06:30	5	1	1	2	0	0	0	0	0	1	0	0	0	0	24.3	-
06:45	7	6	0	0	0	0	0	0	0	0	0	0	0	1	21.4	-
07:00	4	3	0	1	0	0	0	0	0	0	0	0	0	0	26.6	-
07:15	3	1	0	2	0	0	0	0	0	0	0	0	0	0	29.1	-
07:30	10	9	0	1	0	0	0	0	0	0	0	0	0	0	23.6	-
07:45	7	2	0	1	3	0	0	0	0	0	0	0	0	1	26.2	-
08:00	17	14	0	3	0	0	0	0	0	0	0	0	0	0	26.2	28.1
08:15	14	8	0	4	1	0	0	0	0	0	0	0	0	1	25.7	31.7
08:30	7	4	0	2	1	0	0	0	0	0	0	0	0	0	27.8	-
08:45	6	6	0	0	0	0	0	0	0	0	0	0	0	0	26.5	-
09:00	6	3	0	3	0	0	0	0	0	0	0	0	0	0	26.6	-
09:15	12	9	0	2	1	0	0	0	0	0	0	0	0	0	28.1	32
09:30	18	12	0	3	2	1	0	0	0	0	0	0	0	0	24.1	29.5
09:45	11	11	0	0	0	0	0	0	0	0	0	0	0	0	27.7	30.2
10:00	12	12	0	0	0	0	0	0	0	0	0	0	0	0	29.2	31
10:15	9	7	0	1	1	0	0	0	0	0	0	0	0	0	29.7	-
10:30	16	13	1	1	0	1	0	0	0	0	0	0	0	0	24.9	29.5
10:45	17	12	0	5	0	0	0	0	0	0	0	0	0	0	28.3	30.2
11:00	17	14	1	1	1	0	0	0	0	0	0	0	0	0	26.8	30.6
11:15	14	10	0	2	0	0	0	0	0	2	0	0	0	0	25	28.4
11:30	18	16	0	1	0	1	0	0	0	0	0	0	0	0	27.9	31
11:45	14	10	0	4	0	0	0	0	0	0	0	0	0	0	27.8	31.3
12:00	26	23	0	1	0	2	0	0	0	0	0	0	0	0	28.6	32.8
12:15	10	8	0	2	0	0	0	0	0	0	0	0	0	0	27.6	-
12:30	16	14	0	2	0	0	0	0	0	0	0	0	0	0	28.8	31.3
12:45	12	10	0	2	0	0	0	0	0	0	0	0	0	0	31	33.5
13:00	15	14	0	0	1	0	0	0	0	0	0	0	0	0	27.5	32.4
13:15	9	9	0	0	0	0	0	0	0	0	0	0	0	0	29.3	-
13:30	14	12	0	2	0	0	0	0	0	0	0	0	0	0	28.6	31.3
13:45	19	19	0	0	0	0	0	0	0	0	0	0	0	0	29.6	31.7
14:00	21	18	0	3	0	0	0	0	0	0	0	0	0	0	28.1	31.3
14:15	12	12	0	0	0	0	0	0	0	0	0	0	0	0	28.3	33.1
14:30	33	32	0	1	0	0	0	0	0	0	0	0	0	0	29.7	32.8
14:45	17	17	0	0	0	0	0	0	0	0	0	0	0	0	27.7	31
15:00	28	25	0	3	0	0	0	0	0	0	0	0	0	0	29.1	32.8
15:15	19	17	0	1	0	1	0	0	0	0	0	0	0	0	27.9	34.2
15:30	23	20	0	2	0	0	0	0	0	0	0	0	0	1	27.8	32.4
15:45	19	17	0	1	1	0	0	0	0	0	0	0	0	0	30.2	33.5
16:00	42	39	0	0	0	0	0	0	0	0	0	0	0	3	32.2	35.6
16:15	25	25	0	0	0	0	0	0	0	0	0	0	0	0	33.2	36.4
16:30	24	22	0	1	1	0	0	0	0	0	0	0	0	0	31.9	37.1
16:45	30	28	0	0	0	0	0	0	0	0	0	0	0	2	30.4	37.1
17:00	31	30	0	1	0	0	0	0	0	0	0	0	0	0	30.9	33.5
17:15	18	18	0	0	0	0	0	0	0	0	0	0	0	0	31.6	33.5
17:30	12	12	0	0	0	0	0	0	0	0	0	0	0	0	30.7	33.1
17:45	14	14	0	0	0	0	0	0	0	0	0	0	0	0	31.9	33.8
18:00	19	18	0	1	0	0	0	0	0	0	0	0	0	0	32.7	35.6
18:15	9	9	0	0	0	0	0	0	0	0	0	0	0	0	29.7	-
18:30	9	9	0	0	0	0	0	0	0	0	0	0	0	0	30.5	-
18:45	8	8	0	0	0	0	0	0	0	0	0	0	0	0	31.4	-
19:00	7	7	0	0	0	0	0	0	0	0	0	0	0	0	30.1	-
19:15	12	12	0	0	0	0	0	0	0	0	0	0	0	0	31.4	33.5
19:30	4	4	0	0	0	0	0	0	0	0	0	0	0	0	28.4	-
19:45	8	5	0	0	0	0	0	0	0	1	0	0	0	2	30.4	-
20:00	8	7	0	1	0	0	0	0	0	0	0	0	0	0	30	-
20:15	33	33	0	0	0	0	0	0	0	0	0	0	0	0	31.4	35.6
20:30	17	17	0	0	0	0	0	0	0	0	0	0	0	0	30.2	32.8
20:45	15	15	0	0	0	0	0	0	0	0	0	0	0	0	34	37.4
21:00	31	27	0	2	0	0	2	0	0	0	0	0	0	0	29.1	31
21:15	13	13	0	0	0	0	0	0	0	0	0	0	0	0	31.4	35.3
21:30	16	15	0	1	0	0	0	0	0	0	0	0	0	0	30.7	33.5
21:45	9	8	0	1	0	0	0	0	0	0	0	0	0	0	29.2	-
22:00	20	18	0	1	1	0	0	0	0	0	0	0	0	0	32.7	39.6
22:15	11	10	0	1	0	0	0	0	0	0	0	0	0	0	33.2	38.2
22:30	10	9	0	0	0	0	0	0	0	0	0	0	0	1	31.9	-
22:45	7	6	0	0	1	0	0	0	0	0	0	0	0	0	29.7	-
23:00	1	0	0	1	0	0	0	0	0	0	0	0	0	0	33	-
23:15	1	1	0	0	0	0	0	0	0	0	0	0	0	0	34.9	-
23:30	2	2	0	0	0	0	0	0	0	0	0	0	0	0	33.7	-
23:45	1	1	0	0	0	0	0	0	0	0	0	0	0	0	24.6	-
00:00	1070	930	3	76	27	9	2	0	0	5	0	0	0	18	29.4	34.2
07:09	68	47	0	14	5	0	0	0	0	0	0	0	0	2	26.0	31.3
16-18	196	188	0	2	1	0	0	0	0	0	0	0	0	5	31.6	35.6
Off-Peak	806	695	3	60	21	9	2	0	0	5	0	0	0	11		

15SYD0278

Garema Crt, 15m east of Wirega Ave
Westbound

Tuesday, 7 June 2016

Time	Total	Cls	Cls	Cls	Cls	Cls	Cls	Cls	Cls	Cls	Cls	Cls	Cls	Cls	Mean	Vpp
		1	2	3	4	5	6	7	8	9	10	11	12	13		85
00:00	4	4	0	0	0	0	0	0	0	0	0	0	0	0	33.5	-
00:15	2	2	0	0	0	0	0	0	0	0	0	0	0	0	36.9	-
00:30	1	1	0	0	0	0	0	0	0	0	0	0	0	0	34.7	-
00:45	1	1	0	0	0	0	0	0	0	0	0	0	0	0	36.9	-
01:00	2	2	0	0	0	0	0	0	0	0	0	0	0	0	33.1	-
01:15	5	5	0	0	0	0	0	0	0	0	0	0	0	0	36.2	-
01:30	1	0	0	1	0	0	0	0	0	0	0	0	0	0	15.6	-
01:45	2	2	0	0	0	0	0	0	0	0	0	0	0	0	37.4	-
02:00	3	2	0	0	0	1	0	0	0	0	0	0	0	0	28.8	-
02:15	3	1	0	0	1	1	0	0	0	0	0	0	0	0	27.2	-
02:30	3	1	0	0	1	0	0	0	0	0	0	0	0	1	25.4	-
02:45	1	0	0	1	0	0	0	0	0	0	0	0	0	0	23.2	-
03:00	2	1	0	0	1	0	0	0	0	0	0	0	0	0	28	-
03:15	3	2	0	1	0	0	0	0	0	0	0	0	0	0	30.2	-
03:30	1	1	0	0	0	0	0	0	0	0	0	0	0	0	24.4	-
03:45	0	0	0	0	0	0	0	0	0	0	0	0	0	0	-	-
04:00	3	1	0	1	0	1	0	0	0	0	0	0	0	0	27.7	-
04:15	2	2	0	0	0	0	0	0	0	0	0	0	0	0	29.1	-
04:30	2	2	0	0	0	0	0	0	0	0	0	0	0	0	34	-
04:45	2	2	0	0	0	0	0	0	0	0	0	0	0	0	35.9	-
05:00	6	2	0	2	1	1	0	0	0	0	0	0	0	0	25	-
05:15	3	1	0	1	0	0	0	0	0	0	0	0	0	1	27.8	-
05:30	6	4	0	2	0	0	0	0	0	0	0	0	0	0	24.8	-
05:45	5	3	0	1	0	1	0	0	0	0	0	0	0	0	25.6	-
06:00	6	4	0	1	0	1	0	0	0	0	0	0	0	0	27.9	-
06:15	4	2	0	1	1	0	0	0	0	0	0	0	0	0	33.5	-
06:30	8	6	0	0	1	0	0	0	0	0	0	0	0	1	27.3	-
06:45	7	6	0	1	0	0	0	0	0	0	0	0	0	0	29.2	-
07:00	4	4	0	0	0	0	0	0	0	0	0	0	0	0	27.4	-
07:15	6	5	0	1	0	0	0	0	0	0	0	0	0	0	26.5	-
07:30	10	8	0	1	1	0	0	0	0	0	0	0	0	0	27.8	-
07:45	9	7	0	1	0	1	0	0	0	0	0	0	0	0	26.9	-
08:00	13	8	0	3	2	0	0	0	0	0	0	0	0	0	25.6	31
08:15	7	5	0	2	0	0	0	0	0	0	0	0	0	0	25.5	-
08:30	8	5	0	3	0	0	0	0	0	0	0	0	0	0	26.4	-
08:45	13	11	0	2	0	0	0	0	0	0	0	0	0	0	28.7	33.5
09:00	13	11	0	1	1	0	0	0	0	0	0	0	0	0	26.6	30.2
09:15	21	19	0	2	0	0	0	0	0	0	0	0	0	0	29.6	35.6
09:30	21	19	0	2	0	0	0	0	0	0	0	0	0	0	28.8	34.2
09:45	23	19	0	2	1	0	0	0	0	1	0	0	0	0	28.4	33.1
10:00	9	8	0	1	0	0	0	0	0	0	0	0	0	0	28.8	-
10:15	12	8	0	4	0	0	0	0	0	0	0	0	0	0	26.9	31
10:30	17	12	0	5	0	0	0	0	0	0	0	0	0	0	28.6	32.8
10:45	12	9	0	3	0	0	0	0	0	0	0	0	0	0	28.4	31.3
11:00	19	17	0	1	1	0	0	0	0	0	0	0	0	0	28.1	33.8
11:15	18	16	0	1	1	0	0	0	0	0	0	0	0	0	25.6	29.5
11:30	15	13	0	2	0	0	0	0	0	0	0	0	0	0	27.3	32.8
11:45	15	12	0	2	0	1	0	0	0	0	0	0	0	0	26.8	31.7
12:00	16	16	0	0	0	0	0	0	0	0	0	0	0	0	30.3	34.6
12:15	20	19	0	0	1	0	0	0	0	0	0	0	0	0	30.7	34.2
12:30	26	18	0	6	2	0	0	0	0	0	0	0	0	0	26.8	31
12:45	17	17	0	0	0	0	0	0	0	0	0	0	0	0	29.1	33.8
13:00	18	16	0	1	1	0	0	0	0	0	0	0	0	0	26.7	31.7
13:15	19	18	0	1	0	0	0	0	0	0	0	0	0	0	27.9	32.4
13:30	13	11	0	2	0	0	0	0	0	0	0	0	0	0	29.1	33.1
13:45	19	16	0	2	1	0	0	0	0	0	0	0	0	0	27.3	33.1
14:00	23	20	0	2	1	0	0	0	0	0	0	0	0	0	27.5	33.5
14:15	14	12	0	2	0	0	0	0	0	0	0	0	0	0	28.5	33.8
14:30	27	25	0	1	1	0	0	0	0	0	0	0	0	0	29	33.1
14:45	16	15	0	1	0	0	0	0	0	0	0	0	0	0	27.9	32.4
15:00	27	26	0	1	0	0	0	0	0	0	0	0	0	0	29.4	32.4
15:15	22	20	0	1	1	0	0	0	0	0	0	0	0	0	28.4	32
15:30	17	16	1	0	0	0	0	0	0	0	0	0	0	0	30.6	33.8
15:45	20	20	0	0	0	0	0	0	0	0	0	0	0	0	28.8	31.3
16:00	28	28	0	0	0	0	0	0	0	0	0	0	0	0	27.9	32
16:15	26	26	0	0	0	0	0	0	0	0	0	0	0	0	29.4	35.3
16:30	25	23	0	1	0	0	0	0	0	1	0	0	0	0	29.7	33.8
16:45	29	26	0	1	2	0	0	0	0	0	0	0	0	0	29.3	34.6
17:00	25	25	0	0	0	0	0	0	0	0	0	0	0	0	28.9	31.3
17:15	16	15	0	1	0	0	0	0	0	0	0	0	0	0	31.5	34.2
17:30	7	7	0	0	0	0	0	0	0	0	0	0	0	0	29.8	-
17:45	13	13	0	0	0	0	0	0	0	0	0	0	0	0	32	36
18:00	22	22	0	0	0	0	0	0	0	0	0	0	0	0	30.7	33.1
18:15	9	8	0	1	0	0	0	0	0	0	0	0	0	0	32.5	-
18:30	17	17	0	0	0	0	0	0	0	0	0	0	0	0	30.5	35.3
18:45	7	6	0	1	0	0	0	0	0	0	0	0	0	0	32.7	-
19:00	3	2	0	0	0	0	0	0	0	1	0	0	0	0	27.1	-
19:15	8	8	0	0	0	0	0	0	0	0	0	0	0	0	30.3	-
19:30	6	5	0	1	0	0	0	0	0	0	0	0	0	0	31.2	-
19:45	2	2	0	0	0	0	0	0	0	0	0	0	0	0	24	-
20:00	11	10	0	1	0	0	0	0	0	0	0	0	0	0	29.7	32
20:15	7	7	0	0	0	0	0	0	0	0	0	0	0	0	30.2	-
20:30	21	21	0	0	0	0	0	0	0	0	0	0	0	0	33.3	38.2
20:45	46	43	0	0	1	0	0	0	0	0	0	0	0	2	31.6	34.2
21:00	22	22	0	0	0	0	0	0	0	0	0	0	0	0	35.2	43.2
21:15	5	4	0	1	0	0	0	0	0	0	0	0	0	0	31.3	-
21:30	21	20	0	0	0	0	0	0	0	0	0	0	0	1	31.4	34.6
21:45	13	13	0	0	0	0	0	0	0	0	0	0	0	0	31.2	32.8
22:00	15	12	0	1	0	0	0	0	0	0	0	0	0	2	31.8	33.8
22:15	6	6	0	0	0	0	0	0	0	0	0	0	0	0	34.8	-
22:30	12	10	0	0	2	0	0	0	0	0	0	0	0	0	30.9	33.8
22:45	0	0	0	0	0	0	0	0	0	0	0	0	0	0	-	-
23:00	3	3	0	0	0	0	0	0	0	0	0	0	0	0	34	-
23:15	1	1	0	0	0	0	0	0	0	0	0	0	0	0	26.2	-
23:30	0	0	0	0	0	0	0	0	0	0	0	0	0	0	-	-
23:45	6	5	0	1	0	0	0	0	0	0	0	0	0	0	29.4	-
00:00	1099	971	1	82	26	8	0	0	0	3	0	0	0	8	29.3	33.8
07-09	70	53	0	13	3	1	0	0	0	0	0	0	0	0	26.9	31.0
16-18	169	163	0	3	2	0	0	0	0	1	0	0	0	0	29.5	34.2
Off-Peak	860	755	1	66	21	7	0	0	0	2	0	0	0	8	-	-

15SYD0278

Garema Crt, 15m east of Wirega Ave
Westbound

Wednesday, 8 June 2016

Time	Total	Cls													Mean	Vpp
		1	2	3	4	5	6	7	8	9	10	11	12	13		
00:00	9	9	0	0	0	0	0	0	0	0	0	0	0	0	36.6	-
00:15	1	1	0	0	0	0	0	0	0	0	0	0	0	0	34.4	-
00:30	1	1	0	0	0	0	0	0	0	0	0	0	0	0	22.9	-
00:45	3	3	0	0	0	0	0	0	0	0	0	0	0	0	34.3	-
01:00	1	0	0	1	0	0	0	0	0	0	0	0	0	0	24.4	-
01:15	0	0	0	0	0	0	0	0	0	0	0	0	0	0	-	-
01:30	2	0	0	1	0	1	0	0	0	0	0	0	0	0	20.9	-
01:45	1	0	0	1	0	0	0	0	0	0	0	0	0	0	27.1	-
02:00	3	2	0	1	0	0	0	0	0	0	0	0	0	0	26.5	-
02:15	1	1	0	0	0	0	0	0	0	0	0	0	0	0	26	-
02:30	1	1	0	0	0	0	0	0	0	0	0	0	0	0	27	-
02:45	2	0	0	1	1	0	0	0	0	0	0	0	0	0	26.3	-
03:00	4	3	0	1	0	0	0	0	0	0	0	0	0	0	31.2	-
03:15	1	1	0	0	0	0	0	0	0	0	0	0	0	0	29.1	-
03:30	1	1	0	0	0	0	0	0	0	0	0	0	0	0	22.8	-
03:45	1	1	0	0	0	0	0	0	0	0	0	0	0	0	30.2	-
04:00	1	1	0	0	0	0	0	0	0	0	0	0	0	0	28.1	-
04:15	2	2	0	0	0	0	0	0	0	0	0	0	0	0	40.4	-
04:30	2	1	0	0	1	0	0	0	0	0	0	0	0	0	32.2	-
04:45	3	3	0	0	0	0	0	0	0	0	0	0	0	0	33	-
05:00	6	4	0	1	0	1	0	0	0	0	0	0	0	0	29	-
05:15	2	1	0	0	0	1	0	0	0	0	0	0	0	0	30.3	-
05:30	1	1	0	0	0	0	0	0	0	0	0	0	0	0	31	-
05:45	3	3	0	0	0	0	0	0	0	0	0	0	0	0	30	-
06:00	6	2	1	3	0	0	0	0	0	0	0	0	0	0	23.1	-
06:15	6	2	0	4	0	0	0	0	0	0	0	0	0	0	25.6	-
06:30	3	3	0	0	0	0	0	0	0	0	0	0	0	0	27.7	-
06:45	5	4	0	1	0	0	0	0	0	0	0	0	0	0	23.7	-
07:00	8	8	0	0	0	0	0	0	0	0	0	0	0	0	26	-
07:15	5	1	0	3	1	0	0	0	0	0	0	0	0	0	25.8	-
07:30	8	7	0	1	0	0	0	0	0	0	0	0	0	0	26.4	-
07:45	5	4	0	1	0	0	0	0	0	0	0	0	0	0	25.7	-
08:00	5	4	0	1	0	0	0	0	0	0	0	0	0	0	26.6	-
08:15	8	5	0	2	1	0	0	0	0	0	0	0	0	0	27.6	-
08:30	8	8	0	0	0	0	0	0	0	0	0	0	0	0	26.7	-
08:45	11	10	0	1	0	0	0	0	0	0	0	0	0	0	27.9	29.9
09:00	11	11	0	0	0	0	0	0	0	0	0	0	0	0	28.1	30.2
09:15	14	10	0	0	3	0	0	1	0	0	0	0	0	0	28.3	33.1
09:30	15	9	0	5	1	0	0	0	0	0	0	0	0	0	26.9	29.9
09:45	11	7	0	3	0	0	0	0	0	0	1	0	0	0	26.7	29.5
10:00	14	11	0	2	1	0	0	0	0	0	0	0	0	0	25.4	29.5
10:15	15	10	0	4	1	0	0	0	0	0	0	0	0	0	26.5	30.6
10:30	9	4	0	5	0	0	0	0	0	0	0	0	0	0	27.7	-
10:45	34	26	0	4	2	1	0	0	0	1	0	0	0	0	27.8	31
11:00	23	18	0	2	2	1	0	0	0	0	0	0	0	0	26.1	31.3
11:15	18	13	0	2	2	0	0	0	0	0	0	0	0	1	27.5	31.3
11:30	14	12	0	2	0	0	0	0	0	0	0	0	0	0	28.3	33.1
11:45	12	10	0	2	0	0	0	0	0	0	0	0	0	0	26.9	28.4
12:00	18	17	0	0	0	0	0	0	0	0	0	0	0	1	29.9	34.6
12:15	17	15	0	1	0	1	0	0	0	0	0	0	0	0	29.5	33.1
12:30	20	19	0	1	0	0	0	0	0	0	0	0	0	0	31.5	34.9
12:45	19	16	0	2	0	1	0	0	0	0	0	0	0	0	29	31.3
13:00	12	10	0	2	0	0	0	0	0	0	0	0	0	0	28.5	30.6
13:15	13	11	0	2	0	0	0	0	0	0	0	0	0	0	28.9	33.8
13:30	16	16	0	0	0	0	0	0	0	0	0	0	0	0	27.2	31
13:45	15	13	0	2	0	0	0	0	0	0	0	0	0	0	25.9	29.5
14:00	25	21	0	1	1	2	0	0	0	0	0	0	0	0	29.1	32
14:15	16	15	0	1	0	0	0	0	0	0	0	0	0	0	27.5	30.6
14:30	25	23	0	0	1	1	0	0	0	0	0	0	0	0	27.9	31.7
14:45	21	21	0	0	0	0	0	0	0	0	0	0	0	0	31.4	33.8
15:00	27	26	0	1	0	0	0	0	0	0	0	0	0	0	29.1	33.8
15:15	28	28	0	0	0	0	0	0	0	0	0	0	0	0	28.1	33.5
15:30	20	17	0	2	0	0	0	0	0	1	0	0	0	0	28.6	32.8
15:45	20	19	0	0	1	0	0	0	0	0	0	0	0	0	29.8	34.9
16:00	44	41	0	3	0	0	0	0	0	0	0	0	0	0	31.3	33.8
16:15	21	17	0	1	1	0	0	0	0	0	0	0	0	2	30	36
16:30	24	19	0	0	1	1	0	0	0	0	0	0	0	3	31.1	34.6
16:45	32	28	0	0	0	3	0	0	0	0	0	0	0	1	29.7	34.2
17:00	33	31	0	0	0	0	0	0	0	0	0	0	0	2	32	35.3
17:15	11	10	0	0	0	0	0	0	0	0	0	0	0	1	30.5	33.5
17:30	8	8	0	0	0	0	0	0	0	0	0	0	0	0	31.8	-
17:45	11	10	0	0	0	0	0	0	0	0	0	0	0	1	32.1	33.8
18:00	9	9	0	0	0	0	0	0	0	0	0	0	0	0	32.9	-
18:15	8	6	0	0	0	0	0	0	0	0	0	0	0	2	32.8	-
18:30	8	8	0	0	0	0	0	0	0	0	0	0	0	0	33.6	-
18:45	4	4	0	0	0	0	0	0	0	0	0	0	0	0	33.9	-
19:00	7	7	0	0	0	0	0	0	0	0	0	0	0	0	30.6	-
19:15	16	16	0	0	0	0	0	0	0	0	0	0	0	0	32	33.8
19:30	10	9	0	1	0	0	0	0	0	0	0	0	0	0	33.7	-
19:45	8	6	0	0	1	0	0	0	0	1	0	0	0	0	31.7	-
20:00	8	8	0	0	0	0	0	0	0	0	0	0	0	0	34.1	-
20:15	15	14	0	0	0	0	0	0	0	0	0	0	0	1	31.8	35.3
20:30	7	6	0	0	1	0	0	0	0	0	0	0	0	0	32.1	-
20:45	66	58	0	1	2	0	0	0	0	0	0	0	0	5	31.4	33.8
21:00	11	10	0	0	1	0	0	0	0	0	0	0	0	0	34.5	38.5
21:15	9	8	0	0	0	0	0	0	0	0	0	0	0	1	37.4	-
21:30	17	16	0	1	0	0	0	0	0	0	0	0	0	0	32.4	36.7
21:45	15	12	0	1	1	0	0	0	0	0	0	0	0	1	31.9	34.9
22:00	14	13	0	1	0	0	0	0	0	0	0	0	0	0	35.9	42.1
22:15	9	9	0	0	0	0	0	0	0	0	0	0	0	0	31.8	-
22:30	17	17	0	0	0	0	0	0	0	0	0	0	0	0	31.5	33.1
22:45	2	1	0	1	0	0	0	0	0	0	0	0	0	0	29.7	-
23:00	1	0	0	0	0	0	0	0	0	0	0	0	0	1	27.8	-
23:15	1	1	0	0	0	0	0	0	0	0	0	0	0	0	44.7	-
23:30	4	3	0	1	0	0	0	0	0	0	0	0	0	0	32.7	-
23:45	4	4	0	0	0	0	0	0	0	0	0	0	0	0	31.7	-
00:00	1086	935	1	81	27	14	0	1	0	3	1	0	0	23	29.8	34.2
07-09	58	47	0	9	2	0	0	0	0	0	0	0	0	0	26.8	30.2
16-18	184	164	0	4	2	4	0	0	0	0	0	0	0	10	31.0	35.3
Off-Peak	844	724	1	68	23	10	0	1	0	3	1	0	0	13		

15SYD0278

Garema Crt, 15m east of Wirega Ave
Westbound

Thursday, 9 June 2016

Time	Total	Cls	Cls	Cls	Cls	Cls	Cls	Cls	Cls	Cls	Cls	Cls	Cls	Cls	Mean	Vpp
		1	2	3	4	5	6	7	8	9	10	11	12	13		85
00:00	9	9	0	0	0	0	0	0	0	0	0	0	0	0	33.2	-
00:15	2	2	0	0	0	0	0	0	0	0	0	0	0	0	40.8	-
00:30	0	0	0	0	0	0	0	0	0	0	0	0	0	0	-	-
00:45	5	4	0	1	0	0	0	0	0	0	0	0	0	0	27.7	-
01:00	2	2	0	0	0	0	0	0	0	0	0	0	0	0	33.8	-
01:15	3	3	0	0	0	0	0	0	0	0	0	0	0	0	35.9	-
01:30	0	0	0	0	0	0	0	0	0	0	0	0	0	0	-	-
01:45	2	0	0	2	0	0	0	0	0	0	0	0	0	0	23.1	-
02:00	0	0	0	0	0	0	0	0	0	0	0	0	0	0	-	-
02:15	4	3	0	0	1	0	0	0	0	0	0	0	0	0	27.1	-
02:30	1	1	0	0	0	0	0	0	0	0	0	0	0	0	27.5	-
02:45	3	2	0	0	1	0	0	0	0	0	0	0	0	0	28.3	-
03:00	1	0	0	0	1	0	0	0	0	0	0	0	0	0	27.3	-
03:15	1	0	0	1	0	0	0	0	0	0	0	0	0	0	28.6	-
03:30	1	1	0	0	0	0	0	0	0	0	0	0	0	0	23.4	-
03:45	0	0	0	0	0	0	0	0	0	0	0	0	0	0	-	-
04:00	1	0	0	1	0	0	0	0	0	0	0	0	0	0	26	-
04:15	0	0	0	0	0	0	0	0	0	0	0	0	0	0	-	-
04:30	0	0	0	0	0	0	0	0	0	0	0	0	0	0	-	-
04:45	4	3	0	0	1	0	0	0	0	0	0	0	0	0	31.4	-
05:00	2	1	0	0	0	1	0	0	0	0	0	0	0	0	30.2	-
05:15	7	2	0	2	2	1	0	0	0	0	0	0	0	0	25.2	-
05:30	5	2	0	1	1	1	0	0	0	0	0	0	0	0	29.3	-
05:45	9	7	0	0	1	1	0	0	0	0	0	0	0	0	27.4	-
06:00	5	5	0	0	0	0	0	0	0	0	0	0	0	0	29.9	-
06:15	7	3	1	2	0	1	0	0	0	0	0	0	0	0	31.3	-
06:30	3	3	0	0	0	0	0	0	0	0	0	0	0	0	24.6	-
06:45	3	2	0	0	0	0	0	0	0	1	0	0	0	0	22.5	-
07:00	5	4	0	0	1	0	0	0	0	0	0	0	0	0	25.1	-
07:15	3	3	0	0	0	0	0	0	0	0	0	0	0	0	28	-
07:30	11	7	0	3	1	0	0	0	0	0	0	0	0	0	28.8	31.3
07:45	12	7	0	4	1	0	0	0	0	0	0	0	0	0	26.5	30.6
08:00	8	4	0	4	0	0	0	0	0	0	0	0	0	0	24.8	-
08:15	7	5	0	1	1	0	0	0	0	0	0	0	0	0	27.9	-
08:30	7	5	0	2	0	0	0	0	0	0	0	0	0	0	23	-
08:45	13	9	0	3	1	0	0	0	0	0	0	0	0	0	27.3	29.5
09:00	9	8	0	1	0	0	0	0	0	0	0	0	0	0	28.8	-
09:15	15	11	0	3	0	1	0	0	0	0	0	0	0	0	26.9	31.7
09:30	14	11	0	1	2	0	0	0	0	0	0	0	0	0	26.9	29.9
09:45	14	12	0	2	0	0	0	0	0	0	0	0	0	0	28.5	33.5
10:00	17	17	0	0	0	0	0	0	0	0	0	0	0	0	28.1	32.4
10:15	10	9	0	1	0	0	0	0	0	0	0	0	0	0	27.1	-
10:30	17	12	0	3	1	0	0	0	0	0	0	0	0	1	23.4	27.7
10:45	11	6	0	2	3	0	0	0	0	0	0	0	0	0	26.1	28.4
11:00	24	22	0	2	0	0	0	0	0	0	0	0	0	0	27.7	32.8
11:15	20	19	0	0	0	0	0	0	0	0	0	0	0	1	27.2	33.1
11:30	17	15	0	0	1	1	0	0	0	0	0	0	0	0	30.4	34.9
11:45	16	15	0	1	0	0	0	0	0	0	0	0	0	0	30.1	34.6
12:00	20	19	0	1	0	0	0	0	0	0	0	0	0	0	28.9	31
12:15	26	25	0	0	0	0	0	0	0	1	0	0	0	0	28	32.8
12:30	18	17	0	1	0	0	0	0	0	0	0	0	0	0	28.9	31.7
12:45	15	11	0	3	0	1	0	0	0	0	0	0	0	0	30	33.8
13:00	14	11	0	3	0	0	0	0	0	0	0	0	0	0	27.5	31.7
13:15	23	21	0	1	1	0	0	0	0	0	0	0	0	0	30.4	36
13:30	28	25	0	2	1	0	0	0	0	0	0	0	0	0	29.5	34.9
13:45	12	12	0	0	0	0	0	0	0	0	0	0	0	0	30.5	33.5
14:00	23	20	0	2	1	0	0	0	0	0	0	0	0	0	28.9	34.6
14:15	18	15	1	2	0	0	0	0	0	0	0	0	0	0	29.1	31
14:30	31	29	0	1	0	0	0	0	0	1	0	0	0	0	30	32.4
14:45	23	20	1	2	0	0	0	0	0	0	0	0	0	0	30.6	34.2
15:00	19	18	0	1	0	0	0	0	0	0	0	0	0	0	28.9	31.3
15:15	26	25	0	1	0	0	0	0	0	0	0	0	0	0	28.6	32.8
15:30	22	22	0	0	0	0	0	0	0	0	0	0	0	0	31.6	36.7
15:45	26	24	0	2	0	0	0	0	0	0	0	0	0	0	28.8	33.5
16:00	36	36	0	0	0	0	0	0	0	0	0	0	0	0	31.6	34.9
16:15	18	18	0	0	0	0	0	0	0	0	0	0	0	0	31.1	34.2
16:30	25	25	0	0	0	0	0	0	0	0	0	0	0	0	32.3	37.1
16:45	28	28	0	0	0	0	0	0	0	0	0	0	0	0	30	34.2
17:00	35	35	0	0	0	0	0	0	0	0	0	0	0	0	30.8	34.2
17:15	17	16	0	0	0	0	0	0	0	0	0	0	0	1	32.3	35.3
17:30	11	9	0	2	0	0	0	0	0	0	0	0	0	0	31.7	34.6
17:45	3	3	0	0	0	0	0	0	0	0	0	0	0	0	30.2	-
18:00	14	14	0	0	0	0	0	0	0	0	0	0	0	0	31.6	32.4
18:15	17	16	0	0	1	0	0	0	0	0	0	0	0	0	33.4	37.1
18:30	9	7	0	1	0	0	0	0	0	1	0	0	0	0	32.6	-
18:45	7	7	0	0	0	0	0	0	0	0	0	0	0	0	32.2	-
19:00	12	11	0	0	0	1	0	0	0	0	0	0	0	0	29.6	30.6
19:15	10	9	0	1	0	0	0	0	0	0	0	0	0	0	30.4	-
19:30	6	6	0	0	0	0	0	0	0	0	0	0	0	0	30.8	-
19:45	6	5	0	1	0	0	0	0	0	0	0	0	0	0	34.1	-
20:00	13	13	0	0	0	0	0	0	0	0	0	0	0	0	30.8	35.3
20:15	1	1	0	0	0	0	0	0	0	0	0	0	0	0	29.8	-
20:30	30	28	1	0	0	0	0	0	0	0	0	0	0	1	30.3	33.5
20:45	48	45	0	0	0	0	0	0	0	1	0	0	0	2	30.9	34.9
21:00	9	8	0	1	0	0	0	0	0	0	0	0	0	0	36.1	-
21:15	12	12	0	0	0	0	0	0	0	0	0	0	0	0	34.9	38.2
21:30	5	4	0	1	0	0	0	0	0	0	0	0	0	0	27.9	-
21:45	10	9	0	0	0	1	0	0	0	0	0	0	0	0	32.1	-
22:00	18	15	0	0	0	0	0	0	0	0	0	0	0	3	32.7	35.3
22:15	8	8	0	0	0	0	0	0	0	0	0	0	0	0	29.4	-
22:30	10	9	0	1	0	0	0	0	0	0	0	0	0	0	31.9	-
22:45	5	3	0	1	0	0	0	0	0	0	0	0	0	1	30.9	-
23:00	2	2	0	0	0	0	0	0	0	0	0	0	0	0	35.1	-
23:15	5	5	0	0	0	0	0	0	0	0	0	0	0	0	36.1	-
23:30	5	3	0	0	2	0	0	0	0	0	0	0	0	0	29.7	-
23:45	4	4	0	0	0	0	0	0	0	0	0	0	0	0	34.1	-
00:00	1113	984	4	74	26	10	0	0	0	5	0	0	0	10	29.8	34.6
07:09	66	44	0	17	5	0	0	0	0	0	0	0	0	0	26.6	30.6
16-18	173	170	0	2	0	0	0	0	0	0	0	0	0	1	31.3	34.9
Off-Peak	874	770	4	55	21	10	0	0	0	5	0	0	0	9		

15SYD0278

Garema Cr, 15m east of Wirega Ave
Westbound

Friday, 10 June 2016

Time	Total	Cls													Mean	Vpp
		1	2	3	4	5	6	7	8	9	10	11	12	13		
00:00	10	10	0	0	0	0	0	0	0	0	0	0	0	0	32.7	-
00:15	3	3	0	0	0	0	0	0	0	0	0	0	0	0	30.4	-
00:30	0	0	0	0	0	0	0	0	0	0	0	0	0	0	-	-
00:45	4	2	0	2	0	0	0	0	0	0	0	0	0	0	32.3	-
01:00	3	3	0	0	0	0	0	0	0	0	0	0	0	0	32.1	-
01:15	4	3	0	1	0	0	0	0	0	0	0	0	0	0	27.4	-
01:30	1	0	0	0	1	0	0	0	0	0	0	0	0	0	25.2	-
01:45	1	1	0	0	0	0	0	0	0	0	0	0	0	0	25	-
02:00	3	3	0	0	0	0	0	0	0	0	0	0	0	0	35	-
02:15	0	0	0	0	0	0	0	0	0	0	0	0	0	0	-	-
02:30	3	1	0	2	0	0	0	0	0	0	0	0	0	0	28.5	-
02:45	1	1	0	0	0	0	0	0	0	0	0	0	0	0	27.5	-
03:00	2	1	0	1	0	0	0	0	0	0	0	0	0	0	30.2	-
03:15	1	0	0	1	0	0	0	0	0	0	0	0	0	0	25.5	-
03:30	1	0	0	1	0	0	0	0	0	0	0	0	0	0	26.2	-
03:45	1	1	0	0	0	0	0	0	0	0	0	0	0	0	25.8	-
04:00	0	0	0	0	0	0	0	0	0	0	0	0	0	0	-	-
04:15	1	0	0	0	0	1	0	0	0	0	0	0	0	0	27.3	-
04:30	2	1	0	0	1	0	0	0	0	0	0	0	0	0	26.2	-
04:45	2	2	0	0	0	0	0	0	0	0	0	0	0	0	29.8	-
05:00	4	3	0	0	0	1	0	0	0	0	0	0	0	0	30.5	-
05:15	4	2	0	2	0	0	0	0	0	0	0	0	0	0	27.2	-
05:30	7	5	0	1	0	1	0	0	0	0	0	0	0	0	30.8	-
05:45	2	2	0	0	0	0	0	0	0	0	0	0	0	0	28.3	-
06:00	3	1	0	2	0	0	0	0	0	0	0	0	0	0	29.5	-
06:15	3	1	0	2	0	0	0	0	0	0	0	0	0	0	28.2	-
06:30	6	5	1	0	0	0	0	0	0	0	0	0	0	0	32.2	-
06:45	10	7	0	2	1	0	0	0	0	0	0	0	0	0	27.2	-
07:00	6	6	0	0	0	0	0	0	0	0	0	0	0	0	24.4	-
07:15	11	9	0	2	0	0	0	0	0	0	0	0	0	0	25.1	26.6
07:30	6	4	0	2	0	0	0	0	0	0	0	0	0	0	26	-
07:45	7	5	0	1	0	1	0	0	0	0	0	0	0	0	22.7	-
08:00	2	2	0	0	0	0	0	0	0	0	0	0	0	0	27.5	-
08:15	13	9	0	3	0	1	0	0	0	0	0	0	0	0	27.6	32.4
08:30	7	5	0	1	0	0	0	0	0	1	0	0	0	0	23.7	-
08:45	13	8	0	5	0	0	0	0	0	0	0	0	0	0	23.8	29.5
09:00	8	5	0	3	0	0	0	0	0	0	0	0	0	0	24.3	-
09:15	5	4	0	1	0	0	0	0	0	0	0	0	0	0	25.6	-
09:30	14	11	0	1	2	0	0	0	0	0	0	0	0	0	25.6	30.2
09:45	14	9	1	3	1	0	0	0	0	0	0	0	0	0	26.3	30.6
10:00	13	12	0	1	0	0	0	0	0	0	0	0	0	0	29.5	32.8
10:15	10	9	0	1	0	0	0	0	0	0	0	0	0	0	28.5	-
10:30	12	9	0	3	0	0	0	0	0	0	0	0	0	0	25.9	29.2
10:45	20	14	1	4	0	1	0	0	0	0	0	0	0	0	27.4	32
11:00	12	11	0	1	0	0	0	0	0	0	0	0	0	0	28.5	30.6
11:15	14	9	0	4	1	0	0	0	0	0	0	0	0	0	27.9	31
11:30	12	8	0	3	1	0	0	0	0	0	0	0	0	0	28	33.5
11:45	20	15	0	5	0	0	0	0	0	0	0	0	0	0	29.8	32.8
12:00	14	13	0	0	1	0	0	0	0	0	0	0	0	0	29.9	37.1
12:15	10	9	0	0	0	0	0	0	0	1	0	0	0	0	24.6	-
12:30	17	16	0	1	0	0	0	0	0	0	0	0	0	0	27.7	32.8
12:45	58	52	0	1	4	0	0	0	0	0	0	0	1	0	26.9	30.6
13:00	61	60	0	1	0	0	0	0	0	0	0	0	0	0	29.1	31.7
13:15	27	26	0	1	0	0	0	0	0	0	0	0	0	0	28.3	31.3
13:30	27	26	0	1	0	0	0	0	0	0	0	0	0	0	28.4	31
13:45	13	13	0	0	0	0	0	0	0	0	0	0	0	0	30	33.8
14:00	18	14	1	2	1	0	0	0	0	0	0	0	0	0	27.1	31.3
14:15	14	14	0	0	0	0	0	0	0	0	0	0	0	0	29.1	33.1
14:30	26	25	0	1	0	0	0	0	0	0	0	0	0	0	27	32
14:45	13	11	0	0	2	0	0	0	0	0	0	0	0	0	29.9	36.7
15:00	34	32	0	2	0	0	0	0	0	0	0	0	0	0	27.9	32.4
15:15	21	20	0	1	0	0	0	0	0	0	0	0	0	0	31.6	36.7
15:30	19	17	0	1	0	0	0	0	0	0	0	0	0	1	29.1	34.2
15:45	34	30	0	4	0	0	0	0	0	0	0	0	0	0	27.1	34.2
16:00	39	38	0	1	0	0	0	0	0	0	0	0	0	0	31.8	35.3
16:15	19	18	0	0	0	0	0	0	0	0	0	0	0	1	33.7	36
16:30	20	20	0	0	0	0	0	0	0	0	0	0	0	0	33.9	37.4
16:45	25	22	0	1	1	0	0	0	0	0	0	0	0	1	32.1	37.4
17:00	22	21	0	0	0	0	0	0	0	0	0	0	0	1	31.5	36.7
17:15	15	13	0	2	0	0	0	0	0	0	0	0	0	0	30.1	33.5
17:30	14	14	0	0	0	0	0	0	0	0	0	0	0	0	32.7	34.2
17:45	14	13	0	1	0	0	0	0	0	0	0	0	0	0	30.7	33.5
18:00	12	11	0	1	0	0	0	0	0	0	0	0	0	0	31.8	34.6
18:15	13	12	0	1	0	0	0	0	0	0	0	0	0	0	31.9	33.1
18:30	5	5	0	0	0	0	0	0	0	0	0	0	0	0	32	-
18:45	7	7	0	0	0	0	0	0	0	0	0	0	0	0	35	-
19:00	8	8	0	0	0	0	0	0	0	0	0	0	0	0	31.2	-
19:15	9	9	0	0	0	0	0	0	0	0	0	0	0	0	32.1	-
19:30	5	5	0	0	0	0	0	0	0	0	0	0	0	0	37.5	-
19:45	2	2	0	0	0	0	0	0	0	0	0	0	0	0	34.5	-
20:00	9	9	0	0	0	0	0	0	0	0	0	0	0	0	29.8	-
20:15	7	6	0	1	0	0	0	0	0	0	0	0	0	0	32.2	-
20:30	16	15	0	0	0	0	0	0	0	1	0	0	0	0	31.1	35.3
20:45	29	27	0	0	1	0	0	0	0	0	0	0	0	1	35.8	41
21:00	36	31	0	2	1	0	0	0	0	0	0	0	0	2	32	36.4
21:15	8	8	0	0	0	0	0	0	0	0	0	0	0	0	35.6	-
21:30	9	8	0	0	0	0	0	0	0	0	0	0	0	1	31.1	-
21:45	9	8	0	0	1	0	0	0	0	0	0	0	0	0	31.6	-
22:00	10	10	0	0	0	0	0	0	0	0	0	0	0	0	33.9	-
22:15	16	11	0	1	0	0	0	0	0	0	0	0	0	4	29.3	34.6
22:30	14	14	0	0	0	0	0	0	0	0	0	0	0	0	33.2	37.4
22:45	8	7	0	1	0	0	0	0	0	0	0	0	0	0	32	-
23:00	3	3	0	0	0	0	0	0	0	0	0	0	0	0	29.6	-
23:15	7	5	0	2	0	0	0	0	0	0	0	0	0	0	28.9	-
23:30	2	2	0	0	0	0	0	0	0	0	0	0	0	0	29.5	-
23:45	6	6	0	0	0	0	0	0	0	0	0	0	0	0	31.9	-
00:00	1125	988	4	91	20	6	0	0	0	3	0	0	0	13	29.6	34.6
07-09	65	48	0	14	0	2	0	0	0	1	0	0	0	0	25.0	31.0
16-18	168	159	0	5	1	0	0	0	0	0	0	0	0	3	32.1	36.0
Off-Peak	892	781	4	72	19	4	0	0	0	2	0	0	0	10		



**Appendix C: Construction Traffic Noise Assessment: Wirega Avenue and
Garema Circuit, Kingsgrove**

WESTCONNEX NEW M5

Construction Traffic Noise Assessment: Wirega Avenue and Garema Circuit, Kingsgrove

19 January 2017

CPB Dragados Samsung Joint Venture

TH014-05 01F19 WXC_NM5 KGR Traffic (r4)

Document details

Detail	Reference
Doc reference:	TH014-05 01F19 WXC_NM5 KGR Traffic (r4)
Prepared for:	CPB Dragados Samsung Joint Venture
Address:	Level 6, Building B, 201 Coward Street, Mascot NSW 2020
Attention:	██████████

Document control

Date	Revision history	Non-issued revision	Issued revision	Prepared	Instructed	Authorised
15.07.2016	Preliminary Draft	0	-	█	█	-
20.07.2016	Draft	-	1	█	█	█
25.07.2016	Final	-	2	█	█	█
26.09.2016	Respond to DPE comments	-	3	█	█	█
19.01.2017	Respond to minor DPE comment	-	4	█	█	█

Important Disclaimer:

The work presented in this document was carried out in accordance with the Renzo Tonin & Associates Quality Assurance System, which is based on Australian Standard / NZS ISO 9001.

This document is issued subject to review and authorisation by the Team Leader noted by the initials printed in the last column above. If no initials appear, this document shall be considered as preliminary or draft only and no reliance shall be placed upon it other than for information to be verified later.

This document is prepared for the particular requirements of our Client referred to above in the 'Document details' which are based on a specific brief with limitations as agreed to with the Client. It is not intended for and should not be relied upon by a third party and no responsibility is undertaken to any third party without prior consent provided by Renzo Tonin & Associates. The information herein should not be reproduced, presented or reviewed except in full. Prior to passing on to a third party, the Client is to fully inform the third party of the specific brief and limitations associated with the commission.

In preparing this report, we have relied upon, and presumed accurate, any information (or confirmation of the absence thereof) provided by the Client and/or from other sources. Except as otherwise stated in the report, we have not attempted to verify the accuracy or completeness of any such information. If the information is subsequently determined to be false, inaccurate or incomplete then it is possible that our observations and conclusions as expressed in this report may change.

We have derived data in this report from information sourced from the Client (if any) and/or available in the public domain at the time or times outlined in this report. The passage of time, manifestation of latent conditions or impacts of future events may require further examination and re-evaluation of the data, findings, observations and conclusions expressed in this report.

We have prepared this report in accordance with the usual care and thoroughness of the consulting profession, for the sole purpose described above and by reference to applicable standards, guidelines, procedures and practices at the date of issue of this report. For the reasons outlined above, however, no other warranty or guarantee, whether expressed or implied, is made as to the data, observations and findings expressed in this report, to the extent permitted by law.

The information contained herein is for the purpose of acoustics only. No claims are made and no liability is accepted in respect of design and construction issues falling outside of the specialist field of acoustics engineering including and not limited to structural integrity, fire rating, architectural buildability and fit-for-purpose, waterproofing and the like. Supplementary professional advice should be sought in respect of these issues.

Contents

1	Introduction	1
1.1	Relevant requirements and purpose of this report	1
1.2	Structure of this report	1
1.3	Quality assurance	1
2	Description of work, construction hours and traffic	2
2.1	Description of work	2
2.2	Construction Hours	3
2.3	Construction Traffic	4
3	Nearest sensitive receivers	7
4	Construction related road traffic objectives	8
4.1.1	Relevant Conditions of Approval	8
4.1.2	Road traffic noise objectives	8
4.1.3	Sleep disturbance	9
5	Construction traffic noise assessment	10
5.1	Traffic data	10
5.2	Predicted Construction Traffic Noise	10
5.3	Predicted sleep disturbance impact	11
6	Traffic Noise Mitigation and Management	13
6.1	Heavy Vehicle Code of Conduct	13
6.2	Construction planning	13
6.2.1	Community consultation	14
6.2.2	Attended noise monitoring	14
6.2.3	Complaints handling	14
7	Conclusion	15
	References	16
APPENDIX A	Glossary of terminology	17
APPENDIX B	Nearest sensitive receivers and construction traffic route	19
APPENDIX C	Traffic count data	21

List of tables

Table 2.1	Construction Hours	4
Table 2.2:	Estimated hourly construction traffic (one-way) accessing Kingsgrove North compound	5
Table 3.1	Nearest noise sensitive receivers	7
Table 5.1	Traffic noise modelling data – Wirega Avenue/ Garema Circuit	10
Table 5.2	Predicted Traffic Noise Levels (with/ without construction)	11
Table 3	Nominated verification monitoring locations	14

List of figures

Figure B.1: Kingsgrove North compound (C1) - Nearest sensitive receivers and construction traffic route 20

1 Introduction

This Construction Traffic Noise Assessment has been prepared specifically to address Condition D46 of the Conditions of Approval in relation to construction traffic noise impact associated with the Kingsgrove North construction compound of the WestConnex New M5 Project.

Note that other aspects of construction noise and vibration are assessed in the Construction Noise and Vibration Impacts Statement (CNVIS) for the Kingsgrove site, prepared in accordance with the Construction Noise and Vibration Management Plan (CNVMP) [TH014-05 01F01 WCX_NM5 CNVMP].

1.1 Relevant requirements and purpose of this report

This report assesses the noise impact associated with the use of Wirega Avenue and Garema Circuit by construction vehicles (light vehicles and heavy vehicles) to access the Kingsgrove North tunnel support and civil sites (compound C1).

Condition D46 states:

Unless otherwise approved by the Secretary, heavy vehicle movements associated with the construction of the SSI are not permitted to use Wirega Avenue and Garema Circuit at Kingsgrove, or any other local road not identified for use in the documents referred to in conditions A2(b) and A2(c), unless approved by the Secretary. When seeking the Secretary's approval for use of such local roads, justification must be provided as to why use of the local road(s) is the only feasible and reasonable route along with details on how impacts on surrounding sensitive receivers will be managed.

This Traffic Noise Assessment report will be submitted to the Department of Planning and Environment (DPE) forming part of the application to amend Condition D46.

1.2 Structure of this report

This report is structured as follows:

- **Section 2** - Description of work, construction hours and traffic;
- **Section 3** - Nearest sensitive receivers;
- **Section 4** - Construction related road traffic objectives; and
- **Section 5** - Construction traffic noise assessment.

1.3 Quality assurance

The work documented in this report was carried out in accordance with the Renzo Tonin & Associates Quality Assurance System, which is based on Australian Standard / NZS ISO 9001. Appendix A contains a glossary of acoustic terms used in this report.

2 Description of work, construction hours and traffic

2.1 Description of work

Following a transport route study, the only feasible and reasonable route to access the Kingsgrove North compound was found to be via Moorefields Road, turning into Wirega Avenue, left into Garema Circuit and left into the C1 compound. On exiting the compound, vehicles will turn right into Garema Circuit, right into Wirega Circuit, then left or right onto Moorefields Road. The construction traffic route is identified on Figure B.1 in APPENDIX B.

On the roads immediately adjacent to construction sites, the community may associate heavy vehicle movements with the New M5 Project works. However, once the heavy vehicles move further from construction sites onto major collector or arterial roads, the noise may be perceived as being part of the general road traffic. The use of Wirega Avenue and Garema Circuit by light and heavy construction vehicles to access the Kingsgrove North compound has the potential to cause noise impact to noise sensitive receivers located along this route.

Truck haul routes have been designed to minimise the need to use local roads. For the Kingsgrove North compound (C1), alternative haul route options have been explored by the construction design team, including directly accessing the M5 Motorway. However, the staging of construction works along the M5 Motorway and the Western Civil works make the ability to access the motorway not feasible. The use of Wirega Avenue and Garema Circuit was found to be the alternative that impacted on the least number of sensitive receivers.

Construction traffic will require access to the Kingsgrove North compound via Wirega Avenue and Garema Circuit during Stages 1 to 9 of the construction program. Stages 1 to 9 are outlined below:

- Stage 1 Construction (01/07/2016 - 04/09/2016) - this stage consists of Western Surface works only from 7am to 6pm Monday to Friday and 8am to 1pm on Saturday. No tunnelling activities during this period.
- Stage 2 (05/09/2016 – 29/01/2017) - Western surface works and site establishment for tunnelling compound, including the construction of the shaft from 7am to 6pm Monday to Friday and 8am to 1pm on Saturday. Tunnelling works will be operating from 6am to 6pm, Monday to Saturday.
- Stage 3 (30/01/2017 – 31/05/2017) - Western surface works and tunnelling works from 7am to 6pm Monday to Friday and 8am to 1pm on Saturday. Tunnelling works will be 24 hours from 6am Monday to 6pm Saturday. There may be some heavy vehicle movements between 6pm Saturday and 6am Monday via the C1 compound.
- Stage 4 (01/06/2017 – 30/06/2017) - Western surface works and tunnelling works. There may be some heavy vehicle movements between 6pm Saturday and 6am Monday via the C1 compound.

- Stage 5 (30/6/2017 - 31/08/2017)- Western surface works and tunnelling works. Tunnel excavation concludes at the end of this period. There may be some heavy vehicle movements between 6pm Saturday and 6am Monday via the C1 compound.
- Stage 6 (01/09/2017- 02/03/2018) - Western surface works and tunnelling works. Access for the majority of the tunnelling works deliveries will be via the existing M5. There may be some heavy vehicle movements between 6pm Saturday and 6am Monday via the C1 compound.
- Stage 7 (02/03/2018 - 24/08/2018) - Western surface works and tunnelling works. Mechanical & Electrical works commence in this period and considered part of tunnelling works.
- Stage 8 (24/8/18 - 9/10/18) - Western surface works and tunnelling works. The only tunnelling works are mechanical and electrical works. A majority of the deliveries will be via the existing M5.
- Stage 9 (10/10/2018 – End of Project) - Western surface works and tunnelling works. The only tunnelling works are mechanical and electrical works. A majority of the deliveries will be via the existing M5.

2.2 Construction Hours

The construction hours for the Project are defined by the Conditions of Approval D12, D13 and D15. Condition D13 sets the standard construction hours of work, which apply to the western civil and surface works and the site establishment works. Condition D13 allows for tunnelling, including associated tunnelling activities such as tunnel support, to be undertaken 24 hours per day, seven days per week (as indicated in Table 2.1) , where in accordance with Condition D15. D15 conditionally allows for works to be completed outside the standard construction hours.

Spoil haul trucks will start using the Wirega Avenue/ Garema Circuit access route between 6am and 7am. Review of the background noise monitoring data from the EIS found that background noise levels have started to increase steadily in the surrounding area during this time period, typically due to road traffic noise. This means that trucks accessing the site from public roads during this period, which is still considered to be part of the night period, are likely to have less impact on sensitive receivers than during the night period prior to 6am.

Furthermore, Wirega Avenue, although being a direct connection between Moorefields Road and the commercial/ industrial area on Garema Circuit has been assessed as a 'local road'. Local road traffic noise is assessed over a 1-hour period. For these reasons, a morning shoulder for the 1-hour period between night and day was established between 6am and 7am. It would therefore be unduly stringent to apply stricter 'night' criteria during this period.

Additionally, allowing trucks to access the site from 6am will assist to reduce the potential for trucks queuing on surrounding roads.

The out-of-hours work (OOHW) period is also defined in Table 2.1 as OOHW Period 1, OOHW Period 2 and OOHW Period Shoulder.

Table 2.1 Construction Hours

Reference	Construction Activity	Monday to Friday	Saturday	Sunday/ Public holiday
D12	Standard Construction	7 am to 6 pm	8 am to 1 pm	No work
D13	Tunnelling (and tunnel support)	24 hours	24 hours	24 hours
D15 and CNS*	Out of Hours Work (OOHW) Period 1	6 pm to 10 pm	7 am to 8 am 1 pm to 10 pm	8 am to 6 pm
	Out of Hours Work (OOHW) Period 2	10 pm to 7 am	10 pm to 7 am	6 pm to 8 am
	Out of Hours Work (OOHW) Shoulder	6am to 7am	6am to 7am	

Notes: ^ In continuous blocks not exceeding three hours each with a minimum respite from those activities and works of not less than one hour between each block in accordance with Condition D16 (see CNVMP Section 3.2.3)

* Transport for NSW Construction Noise Strategy (ref: 7TP-ST-157/2.0) April 2012

Site establishment works and the western civil and surface works will mostly be undertaken during standard construction hours. Once tunnelling commences, the site will commence 24-hour operation.

2.3 Construction Traffic

The worksite will generate additional traffic movements in the form of:

- Light vehicle movements generated by construction personnel travelling to and from work;
- Heavy vehicle movements generated by:
 - Delivery vehicles bringing and removing materials, plant and equipment to the site;
 - Spoil trucks removing spoil from the site;
 - Concrete trucks bringing concrete to the site.

Construction traffic inside the construction compound/ worksite is included as part of the construction noise assessment of the works in the CNVIS prepared for this site under the CNVMP. When construction related traffic moves onto the public road network, a different noise assessment methodology is appropriate as vehicle movements would be regarded as additional road traffic on public roads rather than as part of the construction site's activities.

The construction traffic generated by the use of the civil works and the tunnelling support works have been estimated by construction team based on the number of vehicles anticipated to enter the site on an hourly basis. This information is presented in the table below.

Table 2.2: Estimated hourly construction traffic (one-way) accessing Kingsgrove North compound

Stage	Construction hours	Assessment Period	Construction vehicles per hour					
			Civil Site		Tunnel site		Combined	
			LV	HV	LV	HV	LV	HV
1	CIVIL: standard hours	Day (7am to 6pm)	5	1	-	-	5	1
2	CIVIL: standard hours	Day (7am to 6pm)	5	1	25	5	30	6
		Night (6am to 7am)	-	-	25	5	25	5
3	TUNNELLING: 24-hour	Night (6am to 7am)	-	-	50	15	50	15
	CIVIL: standard hours	Day (7am to 6pm)	5	1	20	15	25	16
		Evening (6pm to 10pm)	-	-	2	1	2	1
4	TUNNELLING: 24-hour	Night (6am to 7am)	-	-	70	15	70	15
	CIVIL: standard hours	Day (7am to 6pm)	5	6	20	15	25	21
		Evening (6pm to 10pm)	-	-	2	1	2	1
		Night (10pm to 6am)	-	-	2	1	2	1
5	TUNNELLING: 24-hour	Night (6am to 7am)	-	-	70	15	70	15
	CIVIL: standard hours	Day (7am to 6pm)	5	8	20	15	25	23
		Evening (6pm to 10pm)	-	-	2	1	2	1
		Night (10pm to 6am)	-	-	2	1	2	1
6	TUNNELLING: 24-hour	Night (6am to 7am)	-	-	60	3	60	3
	CIVIL: standard hours	Day (7am to 6pm)	5	8	20	3	25	11
		Evening (6pm to 10pm)	-	-	2	-	2	0
		Night (10pm to 6am)	-	-	2	-	2	0
7	TUNNELLING: 24-hour	Night (6am to 7am)	-	-	100	3	100	3
	CIVIL: standard hours	Day (7am to 6pm)	5	8	20	3	25	11
		Evening (6pm to 10pm)	-	-	5	-	5	0
		Night (10pm to 6am)	-	-	5	-	5	0
8	TUNNELLING: 24-hour	Night (6am to 7am)	-	-	70	5	70	5
	CIVIL: standard hours	Day (7am to 6pm)	5	8	20	5	25	13
		Evening (6pm to 10pm)	-	-	5	-	5	0
		Night (10pm to 6am)	-	-	5	-	5	0
9	TUNNELLING: 24-hour	Night (6am to 7am)	-	-	70	5	70	5
		Day (7am to 6pm)	-	-	20	5	20	5
		Evening (6pm to 10pm)	-	-	10	2	10	2
		Night (10pm to 6am)	-	-	10	2	10	2

Notes: LV: refers to light vehicles or 'Class 1 and 2' vehicles [2], including cars, utes, 4-wheel drives

HV: refers to heavy vehicles or 'Class 3 to 12' vehicles [2], including delivery trucks, concrete trucks and spoil haul trucks

The table above shows that heavy vehicle traffic to and from the site has been managed to occur during standard construction traffic. Outside of standard traffic the site will operate with less heavy vehicle movements. Notably, only the essential vehicles, namely concrete trucks for tunnel support are required

to enter the site during the critical night period, between 10pm and 6am. Spoil haul trucks will start using the Wirega Avenue/ Garema Circuit access route between 6am and 7am, when background noise levels have started to increase steadily in the surrounding area, to reduce the potential for trucks queuing on surrounding roads.

The table also shows that the bulk of light vehicles will enter the site between 6am and 7am, in the hour prior to the commencement of standard construction hours, as this is when the majority of staff will arrive on site.

3 Nearest sensitive receivers

In order to assess and manage construction noise, the residential areas surrounding the Project have been divided into Noise Catchment Areas (NCAs) based on each area's similar acoustic environment prior to the commencement of construction works. The NCAs are based on those established in the EIS for the New M5 project, with some modifications to allow for site specific characteristics. The NCAs have been identified in the CNVMP. In relation to construction traffic accessing the Kingsgrove North compound (C1), the potentially affected NCAs are NCA18 and NCA19.

An indicative list of the nearest and potentially worst affected noise sensitive receivers, their respective NCAs, the nearest access road and the distance to the centre of the access road are summarised in Table 3.1 below.

Table 3.1 Nearest noise sensitive receivers

NCA	Receiver type	Nearest Receiver Address	Nearest access road	Distance to centre of road
NCA18	Industrial	1B Garema Circuit Kingsgrove	Wirega Avenue	17m
			Garema Circuit	15m
	Industrial	1-19 Garema Circuit Kingsgrove	Garema Circuit	17m
	Place of worship	Masjid Arrahman Mosque, 20 Garema Circuit, Kingsgrove	Garema Circuit	24m
NCA19	Residential	86 Moorefields Road, Kingsgrove	Wirega Avenue	17m
	Residential	1 Maramba Close, Kingsgrove	Wirega Avenue	17m
	Residential	24 Maramba Close, Kingsgrove	Wirega Avenue	18m
	Residential	16 Maramba Close, Kingsgrove	Wirega Avenue	17m
	Residential	15 Maramba Close, Kingsgrove	Wirega Avenue	17m

All relevant residential sensitive receivers in the vicinity of the worksite are identified on aerial photographs located on Figure B.1 in APPENDIX B.

4 Construction related road traffic objectives

4.1.1 Relevant Conditions of Approval

Condition D26 and D27 relate to construction traffic noise. Condition D26 requires that,

The Proponent is to ensure that construction vehicle contractors operate so as to minimise any sleep disturbance impacts. Measures that could be used include toolbox talks, contracts that include provisions to deal with unsatisfactory noise performance for the vehicle and/or the operator, and specifying non-tonal movement alarms in place of reversing beepers or alternatives such as reversing cameras and proximity alarms, or a combination of these, where tonal alarms are not mandated by legislation.

Condition D27 requires that,

Use of compression brakes must not be permitted for construction vehicles associated with the SSI during construction, unless in an emergency situation.

4.1.2 Road traffic noise objectives

The Conditions of Approval (more specifically Conditions D26 and D27) do not reference the NSW Road Noise Policy (RNP, [2]). Condition D16 references the NSW Interim Construction Noise Guideline (ICNG, [1]) in relation to construction noise management levels. Noise from construction traffic on public roads is not assessed under this guideline, although the guideline does reference the Environmental Criteria for Road Traffic Noise (EPA 1999), which has been superseded by the RNP.

The RNP states that in assessing feasible and reasonable mitigation measures, an increase of up to 2 dB represents a minor impact that is considered barely perceptible to the average person. For existing residences and other sensitive land uses affected by *additional traffic on existing roads generated by land use developments* (in this case the construction compound), any increase in the total traffic noise level should be limited to 2 dB above that of the corresponding 'without construction'. An increase of up to 2 dB represents a minor impact that is considered barely perceptible to the average person.

Wirega Avenue, although being a direct connection between Moorefields Road and the commercial/ industrial area on Garema Circuit has been assessed as a 'local road'. Local road traffic noise is assessed over a 1-hour period.

The relative increase criteria described in Table 6 of the RNP is applicable to Freeway/ arterial/ sub-arterial roads and transitways. The roads under assessment, Wirega Avenue/ Garema Circuit, are local roads, therefore the relative increase criterion does not apply, as noted on page 19 of the RNP. The relative increase criterion is primarily intended to protect existing quiet areas from excessive changes in amenity due to noise from a permanent road project (not temporary construction works). It allows up to 12 dB(A) increase above the existing traffic noise level. The criterion used to assess construction traffic noise impact on Wirega Avenue/ Garema Circuit allows up to 2 dB(A) increase above the existing traffic noise level. This is more stringent than the relative increase criteria.

4.1.3 Sleep disturbance

The ICNG recommends that where construction works are planned to extend over two or more consecutive nights, the Project should consider maximum noise levels and the extent and frequency of maximum noise level events exceeding the RBL. The ICNG also takes guidance from the NSW Environmental Criteria for Road Traffic Noise (ECRTN, Environment Protection Authority 1999) for recommended night time noise goals to minimise potential impacts and preserve acoustic amenity within receivers:

- Maximum internal noise levels below 50-55dB(A) are unlikely to cause awakening reactions.
- One or two events per night with maximum internal noise levels of 65-70dB(A) are not likely to affect health and wellbeing.

An initial screening sleep disturbance criterion of $L_{A1(1min)} \leq L_{A90(15min)} + 15dB(A)$ is used as a first step guide. Where the screening criterion is not met, more detailed analysis will be completed. The Application Notes of the NSW Industrial Noise Policy (2010) note the detailed analysis should include:

- the extent to which the maximum noise level emerges above the ambient L_{Aeq} noise level
- the number of times this happens during the night-time period, and
- the time of day (normally between 10pm and 7am).

Sleep disturbance only applies to residential receivers. There are no residential receivers in NCA18 that will be affected by traffic using the Wirega Avenue/ Garema Circuit traffic route.

The screening sleep disturbance criterion for NCA19 has been determined based on the Rating Background Level (RBL) for the night period presented in the CNVMP, which was based on noise monitoring data presented in the EIS Noise and Vibration Impact Assessment Report Number 610.13569-R2 [7]. This RBL is considered to be applicable between 10pm and 6am, when background noise levels are typically lower. Between 6am and 7am, the noise monitoring data indicates that background noise levels are steadily rising from 5am. It would therefore be unduly stringent to apply stricter 'night' criteria during this period. The midpoint between the RBL for the night period and the RBL for the day period has therefore conservatively been adopted for the RBL for the morning shoulder period between 6am and 7am. The shoulder RBL has then been adopted as the basis for setting the screening sleep disturbance criterion for the morning shoulder period.

The screening sleep disturbance criteria are:

- Night (10pm to 6am) - $L_{A1(1min)} \leq 58$ dB(A);
- Morning shoulder (6am to 7am) - $L_{A1(1min)} \leq 63$ dB(A).

5 Construction traffic noise assessment

5.1 Traffic data

To predict road traffic noise levels on the existing road network, the automatic traffic count and vehicle classification data for each road forming part of the site access route was obtained by TTM on behalf of CDS. The traffic count locations were:

- 15SYD0278 Garema Circuit, 15m east of Wirega Avenue; and
- 15SYD0278 Wirega Avenue, between Moorefields Road & Garema Circuit.

The traffic count data was measured between 4 June 2016 and 10 June 2016.

A summary of the traffic count data is presented in APPENDIX C. The traffic data was processed to determine the 1-hour period with the lowest traffic volumes for the day, evening and night ICNG assessment periods. The existing traffic data used for the assessment is presented in Table 5.1. This was compared with the projected construction traffic volumes for each ICNG assessment period, as outlined in Section 2.3.

Table 5.1 Traffic noise modelling data – Wirega Avenue/ Garema Circuit

Construction hours	Traffic direction	Existing traffic (typical 1-hour period)		Construction traffic (typical worst case 1-hour period)	
		LV	HV	LV	HV
Night (6am to 7am)	Both ways	205	36	200	20
Day (7am to 6pm)	Both ways	226	39	50	36
Evening (6pm to 10pm)	Both ways	126	6	10	2
Night (10pm to 6am)	Both ways	29	7	10	2

Notes: LV: refers to light vehicles or 'Class 1 and 2' vehicles [2], including cars, utes, 4-wheel drives

HV: refers to heavy vehicles or 'Class 3 to 12' vehicles [2], including delivery trucks, concrete trucks and spoil haul trucks

The number presented below is the average 1-hour traffic volume for the noted assessment period, based on the weekly traffic count.

5.2 Predicted Construction Traffic Noise

The potential impact of construction road traffic noise to nearby residential receivers has been estimated using the United States Federal Highways Administration's (US FHWA) road traffic noise prediction model. Like other prediction models, the FHWA method arrives at a predicted noise level through a series of adjustments to a reference sound level. This model is commonly used in Sydney for traffic noise predictions in areas where other models are not suited due to intermittent or non-free flowing traffic conditions.

For the purpose of this assessment the model has taken into account:

- traffic volume and heavy vehicle forecasts;

- vehicle speed (assumed vehicle speed of 50 km/h based on posted speed limit);
- location of the noise sources on the two carriageways;
- ground reference levels of the road and receivers;
- separation distances of the road to receivers; and
- ground type between the road and receivers.

For assessment purposes, residential receivers are assumed to be a typical worst-case distance of 17m from centre of the road traffic lane. The table below summarises the predicted construction traffic noise levels for the ICNG assessment periods.

Table 5.2 Predicted Traffic Noise Levels (with/ without construction)

Construction hours	Noise Descriptor	Predicted Noise Level, dB(A)		
		No construction	With construction	dB difference
Night (6am to 7am)	L _{Aeq(1h)}	66	67	1
Day (7am to 6pm)	L _{Aeq(1h)}	69	72	<3
Evening (6pm to 10pm)	L _{Aeq(1h)}	62	63	<1
Night (10pm to 6am)	L _{Aeq(1h)}	61	63	<2

Notes **Bold** text indicates more than 2 dB(A) increase in traffic noise levels resulting from construction traffic.

The predicted road traffic noise levels indicate there will be no notable increase in traffic noise [$< 2\text{dB(A)}$ increase] compared to the existing traffic noise levels outside of standard construction hours. During standard construction hours there may be a marginal increase in road traffic noise levels.

5.3 Predicted sleep disturbance impact

Sleep disturbance may occur as a result of trucks travelling along Wirega Ave, and/ or from trucks stopping at the traffic lights on Wirega Avenue prior to turning onto Moorefields Road. The posted speed limit along Garema Circuit and Wirega Avenue is 50 km/hour. Due to the road configuration between Moorefields Road and the C1 compound, it is unlikely that trucks will travel at speeds greater than 40 km/hour when travelling on this route.

The L_{A1(1min)} noise level for a truck travelling at 40km/hour, the typical speed construction trucks will travel on Wirega Avenue, was calculated to be approximately 58-65dB(A) at a distance of 17m from the traffic noise model. This will potentially exceed the screening sleep disturbance criterion for the night period [L_{A1(1min)} ≤ 58 dB(A)] and the morning shoulder period [L_{A1(1min)} ≤ 63 dB(A)].

The ambient L_{Aeq} noise level during the night period in NCA18 is 50 dB(A) based on noise monitoring data presented in the EIS Noise and Vibration Impact Assessment Report Number 610.13569-R2 [7]. The calculated L_{A1(1min)} noise levels are within 15 dB(A) of the ambient noise levels. Furthermore, as discussed in Section 4.1.3 maximum internal noise levels below 50-55dB(A) are unlikely to cause awakening reactions. Assuming a (conservative) 10 dB(A) noise reduction through an open window, this

equates to a maximum external level outside the bedroom window of 65 dB(A). The calculated $L_{A1(1min)}$ noise levels are below 65 dB(A) at the nearest facade to Wirega Avenue. Furthermore, it is noted that these facades may or may not contain bedrooms.

The $L_{A1(1min)}$ noise level from truck air brakes was calculated to be approximately 70-75dB(A) at a distance of 17m, at the residence of 86 Moorefields Road. This will potentially exceed the screening sleep disturbance criterion for the night period and the morning shoulder period. It is noted that this residence is located on the corner of Moorefields Road and Wirega Avenue. Ambient noise levels at this residence would be influenced by traffic noise on Moorefields Road. The ambient L_{Aeq} noise level at this location is therefore likely to be higher than the ambient L_{Aeq} noise level used for NCA18, which was shielded from traffic noise.

A review of the noise monitoring data in the EIS found that noise levels measured in locations exposed to road traffic noise were typically 10 to 15 dB(A) higher than locations shielded from traffic noise. Based on this, the assumed ambient L_{Aeq} noise level during the night period at receivers near the corner of Moorefields Road and Wirega Avenue in NCA18 is 60 to 65 dB(A). The calculated $L_{A1(1min)}$ noise levels are within 15 dB(A) of these ambient noise levels.

Furthermore, as discussed in Section 4.1.3, one or two events per night with maximum internal noise levels of 65-70dB(A) are not likely to affect health and wellbeing. Assuming a (conservative) 10 dB(A) noise reduction through an open window, this equates to a maximum external level outside the bedroom window of 75 dB(A). The calculated $L_{A1(1min)}$ noise levels are below 75 dB(A) at the nearest facade to Wirega Avenue. It is also noted that this facade may or may not contain bedrooms.

The anticipated worst case scenario is that there would be 1 concrete truck per hour between 10pm and 6am, which equates to 16 potential events over the whole night-time period. The existing typical truck movements on Wirega Avenue is 4 trucks per hour between 10pm and 6am, which equates to 64 potential events over the whole night-time period.

Between 6am and 7am it is anticipated that there will be 10 heavy vehicles arriving on site, with approximately 6 departing during this period, which equates to 16 potential events. The existing typical truck movements on Wirega Avenue is 18 trucks per hour between 10pm and 6am, which equates to 36 potential events.

Noise mitigation measures for managing potential sleep disturbance are outlined in Section 6.

6 Traffic Noise Mitigation and Management

6.1 Heavy Vehicle Code of Conduct

To satisfy condition D26 and D27, CDS has developed a Heavy Vehicle Code of Conduct for the Project (see Construction Traffic Management Plan (M5N-TM-PLN-PWD-0001)). The plan includes measures to ensure that the noise impacts of heavy vehicle traffic on surrounding streets are minimised. It will also instruct drivers to manage driving to minimise noise when entering and leaving the sites and driving through site, including when entering and leaving the spoil shed. The Code states that compression brakes will not be permitted to be used whilst vehicles are associated with the construction site, unless in an emergency situation. In addition, drivers associated with the Kingsgrove North compound (C1) will be instructed to drive within the posted speed limit on Wirega Avenue and Garema Circuit at all times, consistent with the requirements of the Code.

This will ensure that noise impacts of heavy vehicle traffic on surrounding streets are minimised.

6.2 Construction planning

In accordance with NVM8 in the CNVMP, CDS has undertaken detailed planning in relation to OOHV construction heavy vehicles movement on and off construction compound C1. Construction vehicle movements during the night-time along the local roads to the compound have been limited as far as practicable. During stages 1, 2, 6, 7 and 8 it will be limited to light vehicles, with NO heavy vehicles accessing the site during the most sensitive part of the night between 10pm and 6am.

During stages 3, 4, 5 and 9 construction vehicles between 10pm and 6am will be limited to light vehicles and to 1 heavy vehicle per hour to facilitate concrete lining of the tunnel.

Concrete deliveries are required to occur at the Kingsgrove North compound (C1) on a 24-hour basis to support tunnelling operations. Concrete deliveries will be limited to 1 concrete truck per hour during the night period (between 10pm and 6am). Concrete delivering will be scheduled to arrive during the daytime and evening periods where practicable. However, in circumstances where temporary support is required to ensure ground stability, deliveries will occur at night time. While out-of-hours excavation will be undertaken on a 24 hour, seven days per week basis, spoil will only be removed from the site during standard construction hours (between 7am and 6pm).

It is noted that shotcreting is the most critical phase of the excavation cycle, as it provides the immediate support to the excavated face. Without shotcreting, the stability of the structure and the safety of all involved would be greatly compromised. Consequently, without 24-hour shotcrete deliveries, excavation would have to be stopped at the end of the day shift to ensure any temporary support requiring concrete delivery is completed before 10:00pm. This would effectively double the duration of the tunnel excavation works.

Construction planning has greatly reduced the potential night-time maximum noise events that have the potential to cause sleep disturbance.

6.2.1 Community consultation

Prior to the commencement of OOHV construction vehicle movement on Wirega Avenue and Garema Circuit, residential receivers identified in Table 3.1 will be notified to advise that noise from the works may at times be audible. All potentially impacted receivers will be kept informed of the nature of works to be carried out, the expected noise levels and duration, as well as be given appropriate enquiries and complaints contact details (see Section 6.2.3).

6.2.2 Attended noise monitoring

Attended noise monitoring is to be undertaken to verify that noise levels resulting from construction works are in accordance with the levels predicted in this report, subject to obtaining the property owner/occupier's consent to access the property (where required).

Attended noise monitoring will be undertaken during works at one (1) of the representative residential receivers identified in the table below in the NCA most impacted by the works (i.e. a minimum of 1 location for each NCA).

Table 3 Nominated verification monitoring locations

NCA	Nominated Receiver Address	Monitoring Location
NCA18	86 Moorefields Road, Kingsgrove	1 m from the western facade of the residence, facing Wirega Avenue
	1 Maramba Close, Kingsgrove	1 m from the western facade of the residence, facing Wirega Avenue. Use extension pole to elevate microphone to window height.
	24 Maramba Close, Kingsgrove	1 m from the western facade of the residence, facing Wirega Avenue
	16 Maramba Close, Kingsgrove	1 m from the western facade of the residence, facing Wirega Avenue
	15 Maramba Close, Kingsgrove	1 m from the western facade of the residence, facing Wirega Avenue

Note that to limit any inconvenience to property owners the above measurement locations have been selected on the basis that the resident will not have to be disturbed during the measurement period. If permission to access to the above listed properties is unable to be obtained, then the measurements should be conducted on the property boundary, on the footpath or road reserve and then corrected for distance back to the facade.

Noise monitoring should follow the procedures outlined in APPENDIX F of the draft CNVMP.

6.2.3 Complaints handling

Noise complaints received and responded to will be managed in accordance with the Construction Complaints Management System.

Sydney Motorway Corporation (SMC) formally WDA operate a 24-hour construction complaints line (1300 660 248). Enquiries/ complaints may also be received through the Project email (info@westconnex.com.au).

7 Conclusion

In conclusion, construction traffic associated with the Kingsgrove North compound (C1) has been assessed specifically to address Condition D46 of the Conditions of Approval in relation to construction traffic noise. The potentially affected noise sensitive receivers and relevant construction traffic noise objectives have been identified and discussed to allow the assessment of potential construction traffic noise impacts.

Construction traffic for the different stages of construction have been reviewed and predicted construction traffic noise impacts are presented in Section 5. Noise levels will comply with the traffic noise objectives, with the exception of the noted exceedances in relation to potential sleep disturbance. Extensive construction planning has been carried out to limit the potential for impacts during the critical night period.

Noise mitigation and management measures have been presented in Section 6 to aid in providing additional noise reduction benefits where exceedance of the noise objectives may occur.

References

1. NSW Department of Environment and Climate Change 2009 Interim Construction Noise Guideline (ICNG)
2. NSW Department of Environment, Climate Change and Water 2011 Road Noise Policy (RNP)
3. Environment Protection Authority 1999 NSW Environmental Criteria for Rd Traffic Noise (ECRTN)
4. NSW Environment Protection Authority 2010 Industrial Noise Policy (INP)
5. AustRoads 2006 Automatic Vehicle Classification by Vehicle Length (publication no: AP-T60/06)
6. Transport for NSW Construction Noise Strategy (ref: 7TP-ST-157/2.0) April 2012
7. AECOM Australia Pty Ltd 2015 WestConnex The New M5 project - Technical Working Paper: Noise and Vibration Revision 8 – 20-Nov-2015

APPENDIX A Glossary of terminology

The following is a brief description of the technical terms used to describe noise to assist in understanding the technical issues presented.

Adverse weather	Weather effects that enhance noise (that is, wind and temperature inversions) that occur at a site for a significant period of time (that is, wind occurring more than 30% of the time in any assessment period in any season and/or temperature inversions occurring more than 30% of the nights in winter).
Ambient noise	The all-encompassing noise associated within a given environment at a given time, usually composed of sound from all sources near and far.
Assessment period	The period in a day over which assessments are made.
Assessment point	A point at which noise measurements are taken or estimated. A point at which noise measurements are taken or estimated.
Background noise	Background noise is the term used to describe the underlying level of noise present in the ambient noise, measured in the absence of the noise under investigation, when extraneous noise is removed. It is described as the average of the minimum noise levels measured on a sound level meter and is measured statistically as the A-weighted noise level exceeded for ninety percent of a sample period. This is represented as the L90 noise level (see below).
Decibel [dB]	The units that sound is measured in. The following are examples of the decibel readings of every day sounds: 0dB The faintest sound we can hear 30dB A quiet library or in a quiet location in the country 45dB Typical office space. Ambience in the city at night 60dB CBD mall at lunch time 70dB The sound of a car passing on the street 80dB Loud music played at home 90dB The sound of a truck passing on the street 100dB The sound of a rock band 115dB Limit of sound permitted in industry 120dB Deafening
dB(A)	A-weighted decibels. The A-weighting noise filter simulates the response of the human ear at relatively low levels, where the ear is not as effective in hearing low frequency sounds as it is in hearing high frequency sounds. That is, low frequency sounds of the same dB level are not heard as loud as high frequency sounds. The sound level meter replicates the human response of the ear by using an electronic filter which is called the "A" filter. A sound level measured with this filter switched on is denoted as dB(A). Practically all noise is measured using the A filter.
dB(C)	C-weighted decibels. The C-weighting noise filter simulates the response of the human ear at relatively high levels, where the human ear is nearly equally effective at hearing from mid-low frequency (63Hz) to mid-high frequency (4kHz), but is less effective outside these frequencies.
Frequency	Frequency is synonymous to pitch. Sounds have a pitch which is peculiar to the nature of the sound generator. For example, the sound of a tiny bell has a high pitch and the sound of a bass drum has a low pitch. Frequency or pitch can be measured on a scale in units of Hertz or Hz.
Impulsive noise	Having a high peak of short duration or a sequence of such peaks. A sequence of impulses in rapid succession is termed repetitive impulsive noise.
Intermittent noise	The level suddenly drops to that of the background noise several times during the period of observation. The time during which the noise remains at levels different from that of the ambient is one second or more.
L _{Max}	The maximum sound pressure level measured over a given period.
L _{Min}	The minimum sound pressure level measured over a given period.

L ₁	The sound pressure level that is exceeded for 1% of the time for which the given sound is measured.
L ₁₀	The sound pressure level that is exceeded for 10% of the time for which the given sound is measured.
L ₉₀	The level of noise exceeded for 90% of the time. The bottom 10% of the sample is the L90 noise level expressed in units of dB(A).
L _{eq}	The "equivalent noise level" is the summation of noise events and integrated over a selected period of time.
Reflection	Sound wave changed in direction of propagation due to a solid object obscuring its path.
SEL	Sound Exposure Level (SEL) is the constant sound level which, if maintained for a period of 1 second would have the same acoustic energy as the measured noise event. SEL noise measurements are useful as they can be converted to obtain Leq sound levels over any period of time and can be used for predicting noise at various locations.
Sound	A fluctuation of air pressure which is propagated as a wave through air.
Sound absorption	The ability of a material to absorb sound energy through its conversion into thermal energy.
Sound level meter	An instrument consisting of a microphone, amplifier and indicating device, having a declared performance and designed to measure sound pressure levels.
Sound pressure level	The level of noise, usually expressed in decibels, as measured by a standard sound level meter with a microphone.
Sound power level	Ten times the logarithm to the base 10 of the ratio of the sound power of the source to the reference sound power.
Tonal noise	Containing a prominent frequency and characterised by a definite pitch.

APPENDIX B **Nearest sensitive receivers and construction traffic route**

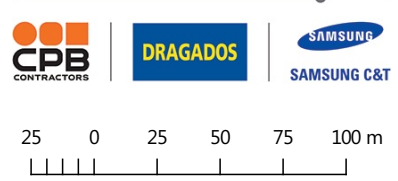


Building Type	Legend	Compound Sites
Education	Construction Traffic IN	Compound Sites
Residential	Construction Traffic OUT	NCA
Industrial	Temporary 3m Barrier	
Commercial	Temporary 4.5m Barrier	
Place of worship		

Client: **WestConnex** New M5

Project: **WestConnex Stage 2 M5**

Description: **Kingsgrove North compound
Noise catchment areas & Sensitive Receivers
Construction traffic route**



Noise Levels are approximate due to interpolation of contours and should be used for reference only. For information only and not for construction. This information is protected by copyright.

RENZO TONIN & ASSOCIATES
inspired to achieve
1/418A Elizabeth Street, SURRY HILLS NSW 2010
P: 02 8218 0500 F: 02 8218 0501

Created by: **TH014-05 6 0 1 011 (r1)**
Figure No: **29.07.2016**
Date: **1:3,000 @ A3**
Scale:

APPENDIX C Traffic count data



15SYD0278

Wirega Ave, between Moorefields Rd & Garema Crt
Northbound

Parking on tubes Wed 8/06 1245-1315 & Thu 9/06 0700-0745

Time	Week 1							Averages	
	<u>Sat</u>	<u>Sun</u>	<u>Mon</u>	<u>Tue</u>	<u>Wed</u>	<u>Thu</u>	<u>Fri</u>	Weekday	7-day
	<u>04/06/16</u>	<u>05/06/16</u>	<u>06/06/16</u>	<u>07/06/16</u>	<u>08/06/16</u>	<u>09/06/16</u>	<u>10/06/16</u>		
0000-0100	11	6	19	11	14	18	19	16	14
0100-0200	8	7	9	13	6	9	9	9	9
0200-0300	3	2	9	11	9	7	9	9	7
0300-0400	4	2	6	7	8	5	5	6	5
0400-0500	2	2	5	8	9	6	8	7	6
0500-0600	1	0	18	26	20	34	28	25	18
0600-0700	14	3	39	37	40	49	58	45	34
0700-0800	15	3	50	64	64	4	55	47	36
0800-0900	19	6	75	76	70	89	80	78	59
0900-1000	36	12	96	120	112	107	104	108	84
1000-1100	41	7	122	119	124	115	107	117	91
1100-1200	39	16	146	124	130	143	128	134	104
1200-1300	45	23	138	154	76	153	204	145	113
1300-1400	39	17	116	121	93	151	252	147	113
1400-1500	34	21	153	152	166	170	170	162	124
1500-1600	28	16	177	176	173	180	198	181	135
1600-1700	33	13	209	220	238	222	226	223	166
1700-1800	33	20	205	196	161	171	134	173	131
1800-1900	19	19	81	90	64	90	60	77	60
1900-2000	16	15	56	46	63	61	46	54	43
2000-2100	11	22	106	115	119	134	85	112	85
2100-2200	10	10	88	77	65	52	85	73	55
2200-2300	10	23	52	40	52	49	54	49	40
2300-2400	12	4	8	12	15	22	25	16	14

Totals

0000-0000	483	269	1,983	2,015	1,891	2,041	2,149	2,016	1,547
0700-0900	34	9	125	140	134	93	135	125	96
1600-1800	66	33	414	416	399	393	360	396	297
Off-Peak	383	227	1,444	1,459	1,358	1,555	1,654	1,494	1,154



15SYD0278

Wirega Ave, between Moorefields Rd & Garema Crt
Southbound

Parking on tubes Wed 8/06 1245-1315 & Thu 9/06 0700-0745

Time	Week 1							Averages	
	<u>Sat</u>	<u>Sun</u>	<u>Mon</u>	<u>Tue</u>	<u>Wed</u>	<u>Thu</u>	<u>Fri</u>	Weekday	7-day
	<u>04/06/16</u>	<u>05/06/16</u>	<u>06/06/16</u>	<u>07/06/16</u>	<u>08/06/16</u>	<u>09/06/16</u>	<u>10/06/16</u>		
0000-0100	4	6	5	3	3	4	9	5	5
0100-0200	5	3	6	4	7	5	3	5	5
0200-0300	4	1	8	11	9	10	8	9	7
0300-0400	3	1	17	13	11	11	10	12	9
0400-0500	2	1	20	31	29	25	33	28	20
0500-0600	14	1	81	87	97	99	114	96	70
0600-0700	38	8	175	179	186	181	178	180	135
0700-0800	26	6	196	191	186	63	150	157	117
0800-0900	52	10	211	232	210	204	213	214	162
0900-1000	39	18	141	179	179	161	133	159	121
1000-1100	29	14	152	133	135	119	127	133	101
1100-1200	44	29	134	142	136	160	215	157	123
1200-1300	36	20	143	116	67	123	264	143	110
1300-1400	18	10	121	130	89	153	92	117	88
1400-1500	32	24	113	103	116	121	120	115	90
1500-1600	19	19	75	97	106	82	97	91	71
1600-1700	29	22	96	67	90	85	78	83	67
1700-1800	17	19	68	45	38	57	50	52	42
1800-1900	16	9	82	94	83	91	79	86	65
1900-2000	12	20	86	99	99	119	100	101	76
2000-2100	11	17	33	30	27	24	27	28	24
2100-2200	11	10	14	11	16	16	20	15	14
2200-2300	10	14	16	14	16	14	13	15	14
2300-2400	4	3	4	3	4	6	13	6	5

Totals

0000-0000	475	285	1,997	2,014	1,939	1,933	2,146	2,006	1,541
0700-0900	78	16	407	423	396	267	363	371	279
1600-1800	46	41	164	112	128	142	128	135	109
Off-Peak	351	228	1,426	1,479	1,415	1,524	1,655	1,500	1,154

15SYD0278

Wirega Ave, between Moorefields Rd & Garema Crt
 Combined

Parking on tubes Wed 8/06 1245-1315 & Thu 9/06 0700-0745

Time	Week 1							Averages	
	Sat	Sun	Mon	Tue	Wed	Thu	Fri	Weekday	7-day
	04/06/16	05/06/16	06/06/16	07/06/16	08/06/16	09/06/16	10/06/16		
0000-0100	15	12	24	14	17	22	28	21	19
0100-0200	13	10	15	17	13	14	12	14	13
0200-0300	7	3	17	22	18	17	17	18	14
0300-0400	7	3	23	20	19	16	15	19	15
0400-0500	4	3	25	39	38	31	41	35	26
0500-0600	15	1	99	113	117	133	142	121	89
0600-0700	52	11	214	216	226	230	236	224	169
0700-0800	41	9	246	255	250	67	205	205	153
0800-0900	71	16	286	308	280	293	293	292	221
0900-1000	75	30	237	299	291	268	237	266	205
1000-1100	70	21	274	252	259	234	234	251	192
1100-1200	83	45	280	266	266	303	343	292	227
1200-1300	81	43	281	270	143	276	468	288	223
1300-1400	57	27	237	251	182	304	344	264	200
1400-1500	66	45	266	255	282	291	290	277	214
1500-1600	47	35	252	273	279	262	295	272	206
1600-1700	62	35	305	287	328	307	304	306	233
1700-1800	50	39	273	241	199	228	184	225	173
1800-1900	35	28	163	184	147	181	139	163	125
1900-2000	28	35	142	145	162	180	146	155	120
2000-2100	22	39	139	145	146	158	112	140	109
2100-2200	21	20	102	88	81	68	105	89	69
2200-2300	20	37	68	54	68	63	67	64	54
2300-2400	16	7	12	15	19	28	38	22	19

Totals

0000-0000	958	554	3,980	4,029	3,830	3,974	4,295	4,022	3,089
0700-0900	112	25	532	563	530	360	498	497	374
1600-1800	112	74	578	528	527	535	488	531	406
Off-Peak	734	455	2,870	2,938	2,773	3,079	3,309	2,994	2,308

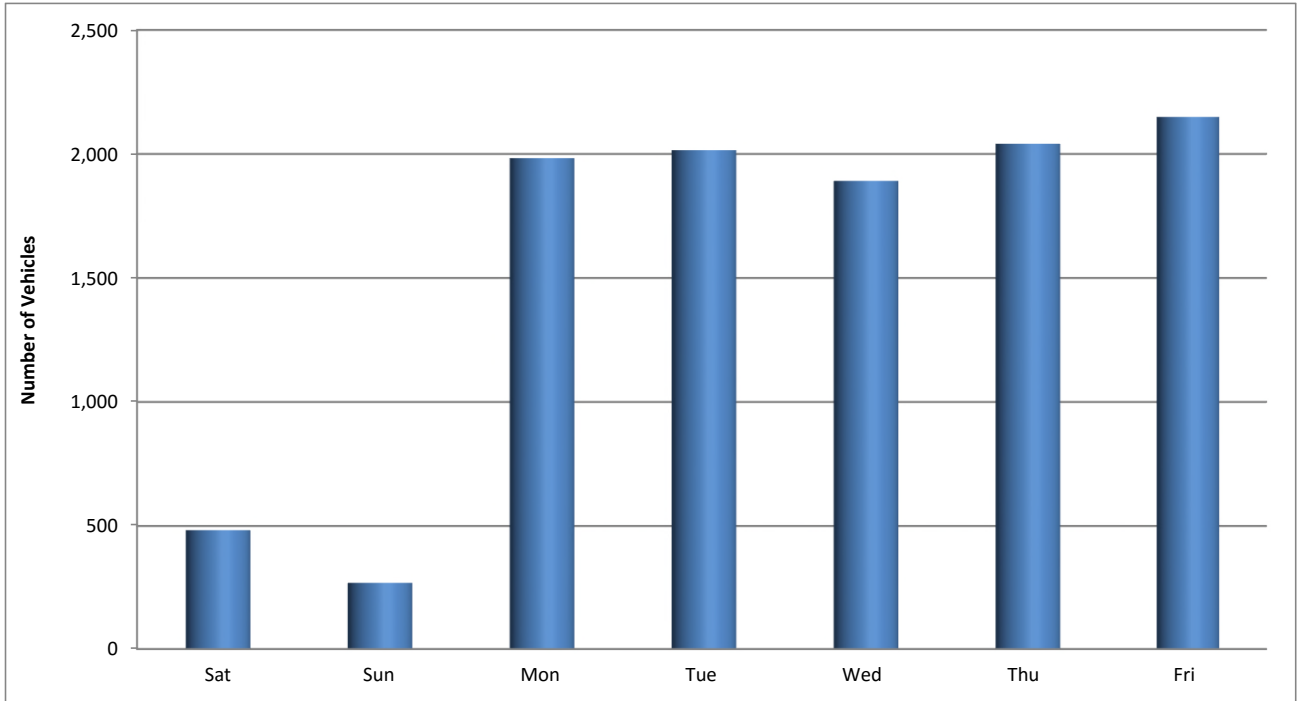
Location: Wirega Ave, between Moorefields Rd & Garema Crt

Suburb: Kingsgrove

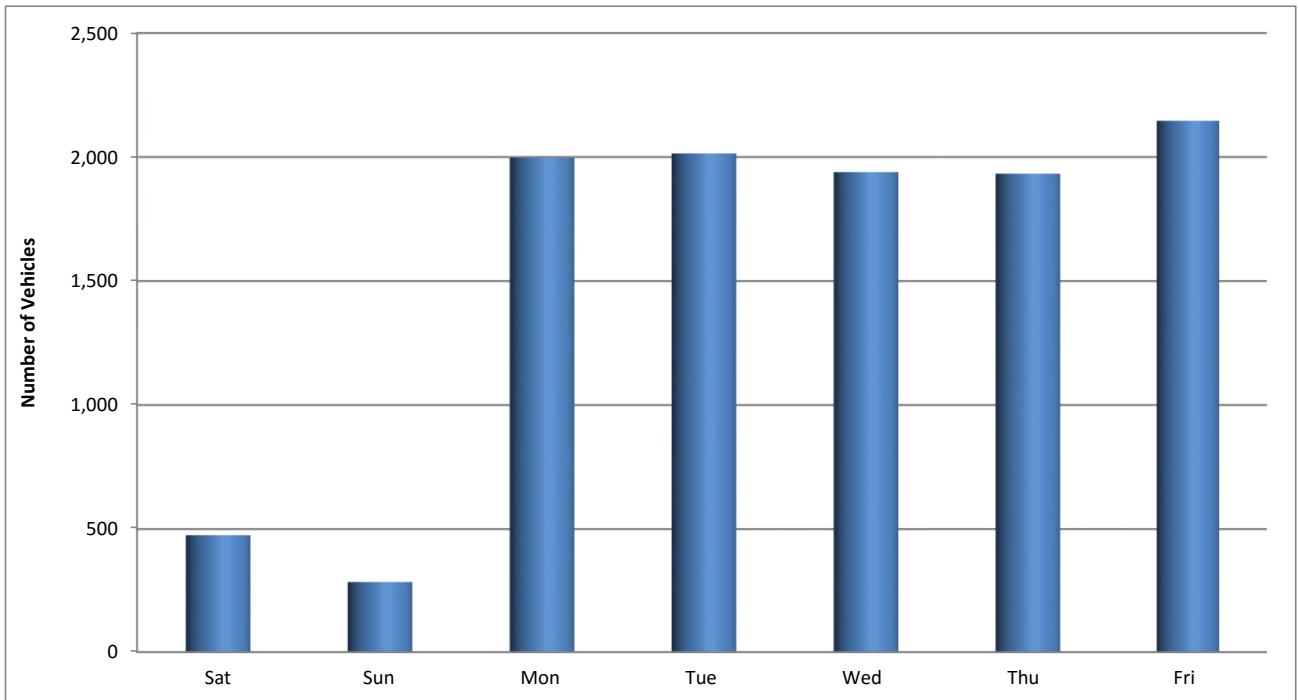
Start: Saturday, 4 June 2016

Finish: Friday, 10 June 2016

Direction: Northbound



Direction: Southbound



15SYD0278

Wirega Ave. between Moorefields Rd & Garena Crt
Northbound

Saturday, 4 June 2016

Time	Total	Cls													Mean	Vpp
		1	2	3	4	5	6	7	8	9	10	11	12	13		
00:00	10	10	0	0	0	0	0	0	0	0	0	0	0	0	45.2	-
00:15	1	0	0	0	0	0	0	0	0	0	0	0	0	0	25	-
00:30	0	0	0	0	0	0	0	0	0	0	0	0	0	0	-	-
00:45	0	0	0	0	0	0	0	0	0	0	0	0	0	0	-	-
01:00	1	0	0	1	0	0	0	0	0	0	0	0	0	0	41.6	-
01:15	4	4	0	0	0	0	0	0	0	0	0	0	0	0	47.3	-
01:30	3	1	0	2	0	0	0	0	0	0	0	0	0	0	42.5	-
01:45	0	0	0	0	0	0	0	0	0	0	0	0	0	0	-	-
02:00	1	1	0	0	0	0	0	0	0	0	0	0	0	0	72.8	-
02:15	1	1	0	0	0	0	0	0	0	0	0	0	0	0	74.2	-
02:30	0	0	0	0	0	0	0	0	0	0	0	0	0	0	-	-
02:45	1	1	0	0	0	0	0	0	0	0	0	0	0	0	39.9	-
03:00	3	3	0	0	0	0	0	0	0	0	0	0	0	0	57	-
03:15	0	0	0	0	0	0	0	0	0	0	0	0	0	0	-	-
03:30	0	0	0	0	0	0	0	0	0	0	0	0	0	0	-	-
03:45	1	1	0	0	0	0	0	0	0	0	0	0	0	0	40.1	-
04:00	1	1	0	0	0	0	0	0	0	0	0	0	0	0	41.1	-
04:15	1	0	0	1	0	0	0	0	0	0	0	0	0	0	36.9	-
04:30	0	0	0	0	0	0	0	0	0	0	0	0	0	0	-	-
04:45	0	0	0	0	0	0	0	0	0	0	0	0	0	0	-	-
05:00	0	0	0	0	0	0	0	0	0	0	0	0	0	0	-	-
05:15	0	0	0	0	0	0	0	0	0	0	0	0	0	0	-	-
05:30	1	1	0	0	0	0	0	0	0	0	0	0	0	0	41.4	-
05:45	0	0	0	0	0	0	0	0	0	0	0	0	0	0	-	-
06:00	1	1	0	0	0	0	0	0	0	0	0	0	0	0	47.4	-
06:15	2	2	0	0	0	0	0	0	0	0	0	0	0	0	52.9	-
06:30	8	6	0	2	0	0	0	0	0	0	0	0	0	0	37.1	-
06:45	3	3	0	0	0	0	0	0	0	0	0	0	0	0	53.4	-
07:00	6	3	1	1	1	0	0	0	0	0	0	0	0	0	38.5	-
07:15	4	2	0	2	0	0	0	0	0	0	0	0	0	0	42.8	-
07:30	4	4	0	0	0	0	0	0	0	0	0	0	0	0	38.6	-
07:45	1	1	0	0	0	0	0	0	0	0	0	0	0	0	40.3	-
08:00	2	2	0	0	0	0	0	0	0	0	0	0	0	0	49.5	-
08:15	5	5	0	0	0	0	0	0	0	0	0	0	0	0	38.8	-
08:30	5	5	0	0	0	0	0	0	0	0	0	0	0	0	41.8	-
08:45	7	6	0	1	0	0	0	0	0	0	0	0	0	0	48.1	-
09:00	11	11	0	0	0	0	0	0	0	0	0	0	0	0	49.7	55.8
09:15	8	8	0	0	0	0	0	0	0	0	0	0	0	0	46.3	-
09:30	11	9	0	2	0	0	0	0	0	0	0	0	0	0	48.9	53.6
09:45	6	5	0	1	0	0	0	0	0	0	0	0	0	0	43.9	-
10:00	10	8	0	2	0	0	0	0	0	0	0	0	0	0	42.4	-
10:15	7	7	0	0	0	0	0	0	0	0	0	0	0	0	47.4	-
10:30	8	8	0	0	0	0	0	0	0	0	0	0	0	0	49.8	-
10:45	16	15	0	1	0	0	0	0	0	0	0	0	0	0	44.6	54.4
11:00	7	7	0	0	0	0	0	0	0	0	0	0	0	0	43.9	-
11:15	11	11	0	0	0	0	0	0	0	0	0	0	0	0	44.4	51.5
11:30	5	5	0	0	0	0	0	0	0	0	0	0	0	0	49.1	-
11:45	16	16	0	0	0	0	0	0	0	0	0	0	0	0	48.9	54.4
12:00	9	8	0	0	0	1	0	0	0	0	0	0	0	0	45.6	-
12:15	14	13	0	1	0	0	0	0	0	0	0	0	0	0	43.6	51.8
12:30	14	12	0	1	1	0	0	0	0	0	0	0	0	0	45.7	51.5
12:45	8	8	0	0	0	0	0	0	0	0	0	0	0	0	47.3	-
13:00	18	15	0	3	0	0	0	0	0	0	0	0	0	0	48.5	54
13:15	8	8	0	0	0	0	0	0	0	0	0	0	0	0	51.4	-
13:30	7	7	0	0	0	0	0	0	0	0	0	0	0	0	51.7	-
13:45	6	6	0	0	0	0	0	0	0	0	0	0	0	0	48.4	-
14:00	7	7	0	0	0	0	0	0	0	0	0	0	0	0	48.6	-
14:15	8	8	0	0	0	0	0	0	0	0	0	0	0	0	50.8	-
14:30	12	11	0	1	0	0	0	0	0	0	0	0	0	0	45.5	47.9
14:45	7	7	0	0	0	0	0	0	0	0	0	0	0	0	43	-
15:00	7	6	0	1	0	0	0	0	0	0	0	0	0	0	43.7	-
15:15	8	8	0	0	0	0	0	0	0	0	0	0	0	0	47	-
15:30	8	8	0	0	0	0	0	0	0	0	0	0	0	0	46.7	-
15:45	5	4	1	0	0	0	0	0	0	0	0	0	0	0	46.5	-
16:00	4	4	0	0	0	0	0	0	0	0	0	0	0	0	44.2	-
16:15	9	9	0	0	0	0	0	0	0	0	0	0	0	0	47.1	-
16:30	11	11	0	0	0	0	0	0	0	0	0	0	0	0	55.6	62.6
16:45	9	9	0	0	0	0	0	0	0	0	0	0	0	0	43.9	-
17:00	13	11	1	1	0	0	0	0	0	0	0	0	0	0	39.1	43.9
17:15	5	5	0	0	0	0	0	0	0	0	0	0	0	0	47.3	-
17:30	8	8	0	0	0	0	0	0	0	0	0	0	0	0	47.4	-
17:45	7	7	0	0	0	0	0	0	0	0	0	0	0	0	53.2	-
18:00	8	8	0	0	0	0	0	0	0	0	0	0	0	0	47.2	-
18:15	5	5	0	0	0	0	0	0	0	0	0	0	0	0	50.1	-
18:30	3	3	0	0	0	0	0	0	0	0	0	0	0	0	47.8	-
18:45	3	3	0	0	0	0	0	0	0	0	0	0	0	0	55.4	-
19:00	2	2	0	0	0	0	0	0	0	0	0	0	0	0	46.7	-
19:15	5	5	0	0	0	0	0	0	0	0	0	0	0	0	48.6	-
19:30	8	8	0	0	0	0	0	0	0	0	0	0	0	0	44	-
19:45	1	1	0	0	0	0	0	0	0	0	0	0	0	0	46.2	-
20:00	3	3	0	0	0	0	0	0	0	0	0	0	0	0	35.2	-
20:15	3	3	0	0	0	0	0	0	0	0	0	0	0	0	50.3	-
20:30	3	3	0	0	0	0	0	0	0	0	0	0	0	0	44.2	-
20:45	2	2	0	0	0	0	0	0	0	0	0	0	0	0	50.1	-
21:00	0	0	0	0	0	0	0	0	0	0	0	0	0	0	-	-
21:15	5	5	0	0	0	0	0	0	0	0	0	0	0	0	40.1	-
21:30	2	2	0	0	0	0	0	0	0	0	0	0	0	0	61.9	-
21:45	3	3	0	0	0	0	0	0	0	0	0	0	0	0	41.5	-
22:00	4	4	0	0	0	0	0	0	0	0	0	0	0	0	45.8	-
22:15	5	5	0	0	0	0	0	0	0	0	0	0	0	0	47.2	-
22:30	0	0	0	0	0	0	0	0	0	0	0	0	0	0	-	-
22:45	1	1	0	0	0	0	0	0	0	0	0	0	0	0	48	-
23:00	3	3	0	0	0	0	0	0	0	0	0	0	0	0	34.2	-
23:15	8	8	0	0	0	0	0	0	0	0	0	0	0	0	51.1	-
23:30	0	0	0	0	0	0	0	0	0	0	0	0	0	0	-	-
23:45	1	1	0	0	0	0	0	0	0	0	0	0	0	0	23.7	-
00-00	483	452	3	24	2	1	0	0	0	1	0	0	0	0	46.3	55.1
07-09	34	28	1	4	1	0	0	0	0	0	0	0	0	0	42.2	48.2
16-18	66	64	1	1	0	0	0	0	0	0	0	0	0	0	47.0	58.0
Off-Peak	383	360	1	19	1	1	0	0	0	1	0	0	0	0	-	-

15SYD0278

Wirega Ave. between Moorefields Rd & Garena Cr
Northbound

Tuesday, 7 June 2016

Time	Total	Cls	Cls	Cls	Cls	Cls	Cls	Cls	Cls	Cls	Cls	Cls	Cls	Cls	Mean	Vpp
		1	2	3	4	5	6	7	8	9	10	11	12	13		85
00:00	6	6	0	0	0	0	0	0	0	0	0	0	0	0	51.7	-
00:15	3	3	0	0	0	0	0	0	0	0	0	0	0	0	54.3	-
00:30	1	1	0	0	0	0	0	0	0	0	0	0	0	0	52.8	-
00:45	1	1	0	0	0	0	0	0	0	0	0	0	0	0	46	-
01:00	5	3	0	1	1	0	0	0	0	0	0	0	0	0	45.2	-
01:15	5	5	0	0	0	0	0	0	0	0	0	0	0	0	55.9	-
01:30	0	0	0	0	0	0	0	0	0	0	0	0	0	0	-	-
01:45	3	2	0	1	0	0	0	0	0	0	0	0	0	0	43.6	-
02:00	3	1	0	1	0	1	0	0	0	0	0	0	0	0	41.5	-
02:15	3	0	0	3	0	0	0	0	0	0	0	0	0	0	44.7	-
02:30	4	1	0	2	0	1	0	0	0	0	0	0	0	0	36.2	-
02:45	1	0	0	1	0	0	0	0	0	0	0	0	0	0	33.8	-
03:00	2	0	0	2	0	0	0	0	0	0	0	0	0	0	41.5	-
03:15	4	1	0	1	0	1	1	0	0	0	0	0	0	0	42.2	-
03:30	1	1	0	0	0	0	0	0	0	0	0	0	0	0	37	-
03:45	0	0	0	0	0	0	0	0	0	0	0	0	0	0	-	-
04:00	3	0	0	2	0	1	0	0	0	0	0	0	0	0	41.2	-
04:15	1	1	0	0	0	0	0	0	0	0	0	0	0	0	52.3	-
04:30	2	2	0	0	0	0	0	0	0	0	0	0	0	0	53.9	-
04:45	2	1	0	0	0	0	0	0	0	1	0	0	0	0	48.5	-
05:00	6	4	0	1	0	1	0	0	0	0	0	0	0	0	38.2	-
05:15	5	3	0	2	0	0	0	0	0	0	0	0	0	0	43.9	-
05:30	4	1	0	3	0	0	0	0	0	0	0	0	0	0	43.8	-
05:45	11	4	0	7	0	0	0	0	0	0	0	0	0	0	39.5	42.1
06:00	9	5	0	3	0	1	0	0	0	0	0	0	0	0	43.2	-
06:15	7	5	0	1	1	0	0	0	0	0	0	0	0	0	52.9	-
06:30	5	3	0	0	1	0	0	0	0	1	0	0	0	0	42.4	-
06:45	16	10	0	6	0	0	0	0	0	0	0	0	0	0	44.9	53.3
07:00	10	9	0	1	0	0	0	0	0	0	0	0	0	0	45.4	-
07:15	14	10	0	3	1	0	0	0	0	0	0	0	0	0	44.1	52.2
07:30	25	19	0	4	2	0	0	0	0	0	0	0	0	0	42.4	51.5
07:45	15	12	0	2	0	1	0	0	0	0	0	0	0	0	44.3	50.8
08:00	21	13	0	5	3	0	0	0	0	0	0	0	0	0	42.3	49.7
08:15	16	13	0	2	0	0	0	1	0	0	0	0	0	0	44.8	51.5
08:30	18	14	0	4	0	0	0	0	0	0	0	0	0	0	40	45.7
08:45	21	16	0	5	0	0	0	0	0	0	0	0	0	0	44.7	49.7
09:00	18	15	0	1	2	0	0	0	0	0	0	0	0	0	45.6	49.7
09:15	25	19	0	4	1	1	0	0	0	0	0	0	0	0	44.3	56.2
09:30	39	32	0	6	0	0	0	1	0	0	0	0	0	0	47.7	53.3
09:45	38	30	0	4	3	0	0	0	0	1	0	0	0	0	41.9	51.8
10:00	23	16	0	6	1	0	0	0	0	0	0	0	0	0	43.3	51.5
10:15	32	24	0	6	1	0	1	0	0	0	0	0	0	0	46	51.8
10:30	35	24	0	8	2	0	0	0	0	0	0	0	0	1	44.6	51.1
10:45	29	18	0	9	0	1	0	0	0	0	1	0	0	0	43.5	49.7
11:00	30	26	0	4	0	0	0	0	0	0	0	0	0	0	45.3	51.5
11:15	30	25	0	4	1	0	0	0	0	0	0	0	0	0	43	49.3
11:30	33	29	0	4	0	0	0	0	0	0	0	0	0	0	43	51.8
11:45	31	23	0	5	2	1	0	0	0	0	0	0	0	0	43.2	51.1
12:00	42	36	0	6	0	0	0	0	0	0	0	0	0	0	46.1	55.1
12:15	35	32	0	1	2	0	0	0	0	0	0	0	0	0	48.7	55.8
12:30	46	35	0	8	3	0	0	0	0	0	0	0	0	0	47.2	54.7
12:45	31	26	0	4	1	0	0	0	0	0	0	0	0	0	41.9	50.4
13:00	25	21	0	3	1	0	0	0	0	0	0	0	0	0	43	49.7
13:15	39	35	0	4	0	0	0	0	0	0	0	0	0	0	44.1	52.2
13:30	29	20	1	8	0	0	0	0	0	0	0	0	0	0	41.7	50.8
13:45	28	22	0	6	0	0	0	0	0	0	0	0	0	0	45	51.1
14:00	39	35	0	3	0	0	0	0	0	0	0	0	0	1	44.7	52.2
14:15	26	23	0	3	0	0	0	0	0	0	0	0	0	0	45.4	52.6
14:30	51	43	0	7	0	0	0	0	0	0	0	0	0	1	44	51.8
14:45	36	34	0	1	1	0	0	0	0	0	0	0	0	0	44.6	54
15:00	56	50	0	4	1	0	0	0	0	1	0	0	0	0	45.5	52.2
15:15	36	31	0	4	1	0	0	0	0	0	0	0	0	0	47.1	56.5
15:30	44	42	0	2	0	0	0	0	0	0	0	0	0	0	47.2	51.1
15:45	40	38	0	2	0	0	0	0	0	0	0	0	0	0	44.2	50.4
16:00	58	58	0	0	0	0	0	0	0	0	0	0	0	0	44	51.1
16:15	50	44	0	5	1	0	0	0	0	0	0	0	0	0	45.2	53.6
16:30	51	46	0	4	0	0	0	0	0	1	0	0	0	0	45.6	53.6
16:45	61	57	0	3	1	0	0	0	0	0	0	0	0	0	49.3	54.7
17:00	70	68	0	2	0	0	0	0	0	0	0	0	0	0	44.1	51.5
17:15	46	44	0	2	0	0	0	0	0	0	0	0	0	0	48	54.4
17:30	46	46	0	0	0	0	0	0	0	0	0	0	0	0	46.9	55.1
17:45	34	31	1	2	0	0	0	0	0	0	0	0	0	0	47.7	53.6
18:00	30	29	1	0	0	0	0	0	0	0	0	0	0	0	47.3	59
18:15	16	14	0	2	0	0	0	0	0	0	0	0	0	0	47.6	53.3
18:30	27	27	0	0	0	0	0	0	0	0	0	0	0	0	45.4	49.7
18:45	17	15	0	2	0	0	0	0	0	0	0	0	0	0	44.7	50.4
19:00	6	5	0	0	0	0	0	0	0	1	0	0	0	0	43.5	-
19:15	17	16	0	1	0	0	0	0	0	0	0	0	0	0	47.1	55.8
19:30	11	10	0	1	0	0	0	0	0	0	0	0	0	0	48.9	52.9
19:45	12	10	0	2	0	0	0	0	0	0	0	0	0	0	45.1	51.5
20:00	16	15	0	1	0	0	0	0	0	0	0	0	0	0	46.4	51.1
20:15	11	11	0	0	0	0	0	0	0	0	0	0	0	0	44.6	49
20:30	25	25	0	0	0	0	0	0	0	0	0	0	0	0	52.8	60.5
20:45	63	61	0	2	0	0	0	0	0	0	0	0	0	0	49.3	56.5
21:00	34	34	0	0	0	0	0	0	0	0	0	0	0	0	48	56.5
21:15	7	6	0	1	0	0	0	0	0	0	0	0	0	0	43.8	-
21:30	22	21	0	1	0	0	0	0	0	0	0	0	0	0	50	55.4
21:45	14	14	0	0	0	0	0	0	0	0	0	0	0	0	46.7	52.6
22:00	21	19	0	2	0	0	0	0	0	0	0	0	0	0	50.3	60.1
22:15	7	7	0	0	0	0	0	0	0	0	0	0	0	0	47.4	-
22:30	12	10	0	2	0	0	0	0	0	0	0	0	0	0	46.6	55.1
22:45	0	0	0	0	0	0	0	0	0	0	0	0	0	0	-	-
23:00	4	4	0	0	0	0	0	0	0	0	0	0	0	0	50.5	-
23:15	1	1	0	0	0	0	0	0	0	0	0	0	0	0	37.5	-
23:30	1	1	0	0	0	0	0	0	0	0	0	0	0	0	53.7	-
23:45	6	5	0	1	0	0	0	0	0	0	0	0	0	0	47.2	-
00:00	2015	1728	3	226	34	10	2	2	0	6	1	0	0	3	45.6	52.9
07:09	140	106	0	26	6	1	0	1	0	0	0	0	0	0	43.3	51.5
16-18	416	394	1	18	2	0	0	0	0	1	0	0	0	0	46.2	52.9
Off-Peak	1459	1228	2	182	26	9	2	1	0	5	1	0	0	3		

15SYD0278

Wirega Ave. between Moorefields Rd & Garena Crt
Northbound

Wednesday, 8 June 2016

Parking on tubes 1245-1315

Time	Total	Cls 1	Cls 2	Cls 3	Cls 4	Cls 5	Cls 6	Cls 7	Cls 8	Cls 9	Cls 10	Cls 11	Cls 12	Cls 13	Mean	Vpp 85
00:00	9	9	0	0	0	0	0	0	0	0	0	0	0	0	52.6	-
00:15	1	1	0	0	0	0	0	0	0	0	0	0	0	0	51.3	-
00:30	1	1	0	0	0	0	0	0	0	0	0	0	0	0	39.1	-
00:45	3	3	0	0	0	0	0	0	0	0	0	0	0	0	47.9	-
01:00	1	0	0	1	0	0	0	0	0	0	0	0	0	0	37.4	-
01:15	1	1	0	0	0	0	0	0	0	0	0	0	0	0	49.2	-
01:30	3	0	0	1	1	1	0	0	0	0	0	0	0	0	39.9	-
01:45	1	0	0	1	0	0	0	0	0	0	0	0	0	0	45	-
02:00	3	0	0	3	0	0	0	0	0	0	0	0	0	0	40.8	-
02:15	1	0	0	1	0	0	0	0	0	0	0	0	0	0	46.9	-
02:30	1	0	0	0	0	1	0	0	0	0	0	0	0	0	37.7	-
02:45	4	2	0	2	0	0	0	0	0	0	0	0	0	0	43.1	-
03:00	5	2	0	2	0	1	0	0	0	0	0	0	0	0	47	-
03:15	0	0	0	0	0	0	0	0	0	0	0	0	0	0	-	-
03:30	2	1	0	0	0	1	0	0	0	0	0	0	0	0	41.7	-
03:45	1	1	0	0	0	0	0	0	0	0	0	0	0	0	50.6	-
04:00	1	0	0	1	0	0	0	0	0	0	0	0	0	0	42.7	-
04:15	2	1	0	1	0	0	0	0	0	0	0	0	0	0	44.2	-
04:30	3	1	0	1	0	0	0	0	0	1	0	0	0	0	37.3	-
04:45	3	2	0	1	0	0	0	0	0	0	0	0	0	0	50	-
05:00	7	4	0	1	0	1	0	0	0	1	0	0	0	0	40	-
05:15	3	1	0	1	1	0	0	0	0	0	0	0	0	0	38.7	-
05:30	5	3	0	1	1	0	0	0	0	0	0	0	0	0	43.3	-
05:45	5	2	0	3	0	0	0	0	0	0	0	0	0	0	37.1	-
06:00	10	5	1	3	0	0	0	1	0	0	0	0	0	0	43.2	-
06:15	11	6	0	4	0	0	0	0	0	1	0	0	0	0	38.8	43.6
06:30	9	5	0	2	2	0	0	0	0	0	0	0	0	0	35.5	-
06:45	10	8	0	2	0	0	0	0	0	0	0	0	0	0	44.5	-
07:00	15	11	0	1	2	0	0	0	0	0	1	0	0	0	33	44.3
07:15	16	9	0	6	1	0	0	0	0	0	0	0	0	0	38.3	43.9
07:30	14	11	0	2	1	0	0	0	0	0	0	0	0	0	42.9	51.5
07:45	19	12	0	3	2	0	0	0	0	0	2	0	0	0	39	49.7
08:00	14	8	0	5	1	0	0	0	0	0	0	0	0	0	38.4	51.5
08:15	17	14	0	3	0	0	0	0	0	0	0	0	0	0	46.9	52.6
08:30	18	15	0	1	2	0	0	0	0	0	0	0	0	0	46.4	55.4
08:45	21	15	0	5	1	0	0	0	0	0	0	0	0	0	45.3	52.2
09:00	27	22	1	3	1	0	0	0	0	0	0	0	0	0	42.4	53.6
09:15	25	20	0	3	2	0	0	0	0	0	0	0	0	0	44	49.3
09:30	35	26	0	7	2	0	0	0	0	0	0	0	0	0	42.5	49
09:45	25	18	0	6	0	0	0	0	0	0	1	0	0	0	43.1	48.6
10:00	36	24	0	11	1	0	0	0	0	0	0	0	0	0	39.6	49
10:15	21	14	0	5	2	0	0	0	0	0	0	0	0	0	35.2	44.3
10:30	31	21	0	8	1	0	1	0	0	0	0	0	0	0	36.9	42.5
10:45	36	29	0	4	1	1	0	0	0	1	0	0	0	0	38.8	43.9
11:00	45	36	1	5	1	1	0	0	1	0	0	0	0	0	42.9	48.6
11:15	27	21	0	4	2	0	0	0	0	0	0	0	0	0	43.4	51.5
11:30	28	26	0	1	1	0	0	0	0	0	0	0	0	0	42.1	49
11:45	30	23	0	6	1	0	0	0	0	0	0	0	0	0	48.5	54.4
12:00	8	8	0	0	0	0	0	0	0	0	0	0	0	0	44.5	-
12:15	28	25	0	2	0	1	0	0	0	0	0	0	0	0	44.9	54
12:30	40	33	0	6	0	1	0	0	0	0	0	0	0	0	43	50.4
12:45	0	0	0	0	0	0	0	0	0	0	0	0	0	0	-	-
13:00	0	0	0	0	0	0	0	0	0	0	0	0	0	0	-	-
13:15	24	21	0	3	0	0	0	0	0	0	0	0	0	0	46.8	56.5
13:30	34	31	1	1	1	0	0	0	0	0	0	0	0	0	42	51.8
13:45	35	29	1	4	0	1	0	0	0	0	0	0	0	0	42.4	50.4
14:00	35	29	0	3	1	2	0	0	0	0	0	0	0	0	45.1	52.2
14:15	30	24	0	5	0	0	0	0	0	0	0	0	0	1	42.4	50.4
14:30	60	57	0	1	1	1	0	0	0	0	0	0	0	0	45.5	52.2
14:45	41	41	0	0	0	0	0	0	0	0	0	0	0	0	48.1	55.1
15:00	50	49	0	1	0	0	0	0	0	0	0	0	0	0	46.4	51.5
15:15	47	42	0	5	0	0	0	0	0	0	0	0	0	0	45.6	52.9
15:30	42	39	0	2	0	0	0	0	0	1	0	0	0	0	44.5	56.9
15:45	34	31	0	1	1	0	0	0	0	1	0	0	0	0	47.4	55.1
16:00	79	76	0	3	0	0	0	0	0	0	0	0	0	0	45.1	51.8
16:15	48	45	0	3	0	0	0	0	0	0	0	0	0	0	45.4	53.6
16:30	54	48	0	6	0	0	0	0	0	0	0	0	0	0	45.4	51.1
16:45	57	56	0	0	1	0	0	0	0	0	0	0	0	0	48.4	53.6
17:00	62	59	0	3	0	0	0	0	0	0	0	0	0	0	46.1	51.8
17:15	38	37	0	1	0	0	0	0	0	0	0	0	0	0	48	54.7
17:30	37	36	0	1	0	0	0	0	0	0	0	0	0	0	39.9	46.4
17:45	24	24	0	0	0	0	0	0	0	0	0	0	0	0	45.8	50.4
18:00	21	19	0	2	0	0	0	0	0	0	0	0	0	0	46.6	52.6
18:15	16	14	0	1	0	0	0	0	0	1	0	0	0	0	48.5	55.4
18:30	16	15	0	1	0	0	0	0	0	0	0	0	0	0	49.8	56.2
18:45	11	10	1	0	0	0	0	0	0	0	0	0	0	0	48.9	50.4
19:00	13	12	1	0	0	0	0	0	0	0	0	0	0	0	42.1	49.3
19:15	23	22	0	1	0	0	0	0	0	0	0	0	0	0	46.5	54.7
19:30	15	13	0	1	0	0	1	0	0	0	0	0	0	0	51.5	63
19:45	12	10	0	0	1	0	0	0	0	1	0	0	0	0	50.5	54
20:00	11	9	0	2	0	0	0	0	0	0	0	0	0	0	48.7	58
20:15	23	23	0	0	0	0	0	0	0	0	0	0	0	0	46	50
20:30	9	9	0	0	0	0	0	0	0	0	0	0	0	0	46.5	-
20:45	76	73	1	2	0	0	0	0	0	0	0	0	0	0	45.6	48.6
21:00	21	21	0	0	0	0	0	0	0	0	0	0	0	0	47.4	55.1
21:15	9	9	0	0	0	0	0	0	0	0	0	0	0	0	45.9	-
21:30	21	20	0	1	0	0	0	0	0	0	0	0	0	0	50.6	59.8
21:45	14	13	0	1	0	0	0	0	0	0	0	0	0	0	47.6	55.1
22:00	16	15	0	1	0	0	0	0	0	0	0	0	0	0	51.5	58.3
22:15	13	13	0	0	0	0	0	0	0	0	0	0	0	0	49.2	56.5
22:30	19	18	0	1	0	0	0	0	0	0	0	0	0	0	48.5	53.3
22:45	4	3	0	1	0	0	0	0	0	0	0	0	0	0	49.5	-
23:00	3	3	0	0	0	0	0	0	0	0	0	0	0	0	45.5	-
23:15	3	3	0	0	0	0	0	0	0	0	0	0	0	0	39.8	-
23:30	5	4	0	1	0	0	0	0	0	0	0	0	0	0	45.8	-
23:45	4	4	0	0	0	0	0	0	0	0	0	0	0	0	52.6	-
00:00	1891	1629	8	188	36	13	2	1	1	8	4	0	0	1	44.6	52.6
07:09	134	95	0	26	10	0	0	0	0	3	0	0	0	0	41.6	51.5
16-18	399	381	0	17	1	0	0	0	0	0	0	0	0	0	45.7	52.6
Off-Peak	1358	1153	8	145	25	13	2	1	1	8	1	0	0	1		

15SYD0278

Wirega Ave. between Moorefields Rd & Garena Cr
Northbound

Thursday, 9 June 2016

Parking on tubes 0700-0745

Time	Total	Cls	Cls	Cls	Cls	Cls	Cls	Cls	Cls	Cls	Cls	Cls	Cls	Cls	Mean	Vpp
		1	2	3	4	5	6	7	8	9	10	11	12	13		85
00:00	9	9	0	0	0	0	0	0	0	0	0	0	0	0	49	-
00:15	3	3	0	0	0	0	0	0	0	0	0	0	0	0	55.5	-
00:30	0	0	0	0	0	0	0	0	0	0	0	0	0	0	-	-
00:45	6	5	0	1	0	0	0	0	0	0	0	0	0	0	48.9	-
01:00	2	2	0	0	0	0	0	0	0	0	0	0	0	0	55.7	-
01:15	4	4	0	0	0	0	0	0	0	0	0	0	0	0	45.1	-
01:30	1	0	0	0	0	1	0	0	0	0	0	0	0	0	40.6	-
01:45	2	0	0	2	0	0	0	0	0	0	0	0	0	0	35.3	-
02:00	0	0	0	0	0	0	0	0	0	0	0	0	0	0	-	-
02:15	4	1	0	3	0	0	0	0	0	0	0	0	0	0	43	-
02:30	1	1	0	0	0	0	0	0	0	0	0	0	0	0	43.6	-
02:45	2	0	0	2	0	0	0	0	0	0	0	0	0	0	37.5	-
03:00	3	0	0	2	0	1	0	0	0	0	0	0	0	0	44.8	-
03:15	1	0	0	1	0	0	0	0	0	0	0	0	0	0	39.9	-
03:30	1	1	0	0	0	0	0	0	0	0	0	0	0	0	39.4	-
03:45	0	0	0	0	0	0	0	0	0	0	0	0	0	0	-	-
04:00	1	0	0	1	0	0	0	0	0	0	0	0	0	0	40.3	-
04:15	0	0	0	0	0	0	0	0	0	0	0	0	0	0	-	-
04:30	0	0	0	0	0	0	0	0	0	0	0	0	0	0	-	-
04:45	5	4	0	0	0	0	0	0	0	1	0	0	0	0	46.1	-
05:00	7	5	0	1	0	0	0	0	0	1	0	0	0	0	25.7	-
05:15	7	3	0	2	0	2	0	0	0	0	0	0	0	0	31.8	-
05:30	5	4	0	1	0	0	0	0	0	0	0	0	0	0	42.2	-
05:45	15	11	0	2	1	1	0	0	0	0	0	0	0	0	39.8	47.2
06:00	5	3	0	2	0	0	0	0	0	0	0	0	0	0	40.4	-
06:15	8	3	1	3	0	1	0	0	0	0	0	0	0	0	42.2	-
06:30	7	5	0	2	0	0	0	0	0	0	0	0	0	0	33.2	-
06:45	29	18	0	1	9	0	0	0	0	1	0	0	0	0	29.9	42.5
07:00	0	0	0	0	0	0	0	0	0	0	0	0	0	0	-	-
07:15	0	0	0	0	0	0	0	0	0	0	0	0	0	0	-	-
07:30	0	0	0	0	0	0	0	0	0	0	0	0	0	0	-	-
07:45	4	2	0	1	1	0	0	0	0	0	0	0	0	0	22.8	-
08:00	20	14	1	3	2	0	0	0	0	0	0	0	0	0	37.8	47.5
08:15	31	19	0	4	7	0	0	0	0	1	0	0	0	0	38	44.3
08:30	18	10	0	4	3	1	0	0	0	0	0	0	0	0	38.9	47.9
08:45	20	14	0	5	1	0	0	0	0	0	0	0	0	0	41	47.9
09:00	21	17	0	4	0	0	0	0	0	0	0	0	0	0	45.9	53.3
09:15	26	21	0	2	1	1	0	0	0	0	0	0	0	1	44.8	51.1
09:30	32	25	1	3	2	1	0	0	0	0	0	0	0	0	42.2	49.7
09:45	28	23	0	5	0	0	0	0	0	0	0	0	0	0	44	55.4
10:00	39	32	0	6	1	0	0	0	0	0	0	0	0	0	44.3	52.2
10:15	27	23	0	4	0	0	0	0	0	0	0	0	0	0	42.9	49
10:30	28	20	0	5	2	0	0	0	0	0	0	0	0	1	41.1	49
10:45	21	13	0	5	3	0	0	0	0	0	0	0	0	0	42.9	49
11:00	41	30	1	7	3	0	0	0	0	0	0	0	0	0	41.4	50.8
11:15	38	38	0	0	0	0	0	0	0	0	0	0	0	0	45.4	54.7
11:30	29	26	0	0	2	1	0	0	0	0	0	0	0	0	48.1	55.4
11:45	35	28	0	6	0	1	0	0	0	0	0	0	0	0	45.8	54
12:00	39	31	3	4	1	0	0	0	0	0	0	0	0	0	45.1	50.8
12:15	46	43	0	2	0	0	0	0	0	1	0	0	0	0	45	52.6
12:30	39	30	0	5	4	0	0	0	0	0	0	0	0	0	41.1	48.6
12:45	29	25	0	3	0	1	0	0	0	0	0	0	0	0	46.7	52.6
13:00	37	27	0	9	1	0	0	0	0	0	0	0	0	0	46.2	52.6
13:15	41	34	0	6	1	0	0	0	0	0	0	0	0	0	45.9	52.6
13:30	43	37	0	5	1	0	0	0	0	0	0	0	0	0	45.3	55.1
13:45	30	26	0	3	1	0	0	0	0	0	0	0	0	0	45	55.4
14:00	47	41	0	6	0	0	0	0	0	0	0	0	0	0	46.6	51.5
14:15	38	34	1	3	0	0	0	0	0	0	0	0	0	0	45.3	52.6
14:30	46	41	0	3	1	0	0	0	0	1	0	0	0	0	45	52.2
14:45	39	37	0	2	0	0	0	0	0	0	0	0	0	0	48.2	56.2
15:00	54	46	0	6	2	0	0	0	0	0	0	0	0	0	43.9	52.2
15:15	44	42	0	2	0	0	0	0	0	0	0	0	0	0	46.5	54
15:30	43	42	0	1	0	0	0	0	0	0	0	0	0	0	44	52.6
15:45	39	36	0	3	0	0	0	0	0	0	0	0	0	0	48.5	57.2
16:00	76	74	0	2	0	0	0	0	0	0	0	0	0	0	47.2	54.4
16:15	33	32	0	1	0	0	0	0	0	0	0	0	0	0	49.9	55.1
16:30	56	55	0	1	0	0	0	0	0	0	0	0	0	0	46	52.9
16:45	57	56	1	0	0	0	0	0	0	0	0	0	0	0	47.8	53.6
17:00	69	68	0	1	0	0	0	0	0	0	0	0	0	0	45.1	51.8
17:15	48	47	0	1	0	0	0	0	0	0	0	0	0	0	43.6	49
17:30	36	33	1	2	0	0	0	0	0	0	0	0	0	0	44.2	50
17:45	18	16	0	2	0	0	0	0	0	0	0	0	0	0	42.3	49
18:00	24	23	0	1	0	0	0	0	0	0	0	0	0	0	42.7	47.9
18:15	31	31	0	0	0	0	0	0	0	0	0	0	0	0	47.4	56.5
18:30	23	19	0	3	1	0	0	0	0	0	0	0	0	0	46.8	53.3
18:45	12	12	0	0	0	0	0	0	0	0	0	0	0	0	48.3	56.2
19:00	22	21	0	0	0	0	1	0	0	0	0	0	0	0	44.5	52.6
19:15	19	17	0	2	0	0	0	0	0	0	0	0	0	0	44.4	50.8
19:30	10	9	0	1	0	0	0	0	0	0	0	0	0	0	46.5	-
19:45	10	9	0	1	0	0	0	0	0	0	0	0	0	0	47.9	-
20:00	19	18	0	1	0	0	0	0	0	0	0	0	0	0	48.8	53.6
20:15	3	3	0	0	0	0	0	0	0	0	0	0	0	0	42.8	-
20:30	42	42	0	0	0	0	0	0	0	0	0	0	0	0	44.7	51.1
20:45	70	69	0	0	0	0	0	0	0	1	0	0	0	0	46.9	53.3
21:00	20	19	0	1	0	0	0	0	0	0	0	0	0	0	51.1	56.2
21:15	17	17	0	0	0	0	0	0	0	0	0	0	0	0	52.3	56.5
21:30	6	4	0	2	0	0	0	0	0	0	0	0	0	0	46.8	-
21:45	9	8	0	0	0	0	0	0	0	0	1	0	0	0	45.1	-
22:00	23	22	0	1	0	0	0	0	0	0	0	0	0	0	47.6	56.2
22:15	10	9	0	1	0	0	0	0	0	0	0	0	0	0	46.1	-
22:30	11	9	0	2	0	0	0	0	0	0	0	0	0	0	48.3	54.7
22:45	5	4	0	1	0	0	0	0	0	0	0	0	0	0	46.1	-
23:00	5	5	0	0	0	0	0	0	0	0	0	0	0	0	39.8	-
23:15	5	5	0	0	0	0	0	0	0	0	0	0	0	0	50.1	-
23:30	6	4	0	2	0	0	0	0	0	0	0	0	0	0	40.3	-
23:45	6	6	0	0	0	0	0	0	0	0	0	0	0	0	52.9	-
00:00	2041	1775	10	182	51	12	1	0	0	7	1	0	0	2	44.8	53.3
07:09	93	59	1	17	14	1	0	0	0	1	0	0	0	0	38.1	47.5
16-18	393	381	2	10	0	0	0	0	0	0	0	0	0	0	46.0	53.3
Off-Peak	1555	1335	7	155	37	11	1	0	0	6	1	0	0	2	-	-

15SYD0278

Wirega Ave. between Moorefields Rd & Garena Crt
Northbound

Friday, 10 June 2016

Time	Total	Cls	Cls	Cls	Cls	Cls	Cls	Cls	Cls	Cls	Cls	Cls	Cls	Cls	Cls	Mean	Vpp
		1	2	3	4	5	6	7	8	9	10	11	12	13		85	
00:00	11	11	0	0	0	0	0	0	0	0	0	0	0	0	0	47.4	50.8
00:15	3	3	0	0	0	0	0	0	0	0	0	0	0	0	0	45.7	-
00:30	1	1	0	0	0	0	0	0	0	0	0	0	0	0	0	23.2	-
00:45	4	2	0	2	0	0	0	0	0	0	0	0	0	0	0	50	-
01:00	3	3	0	0	0	0	0	0	0	0	0	0	0	0	0	48.7	-
01:15	4	3	0	1	0	0	0	0	0	0	0	0	0	0	0	40.8	-
01:30	1	0	0	1	0	0	0	0	0	0	0	0	0	0	0	40.9	-
01:45	1	0	0	1	0	0	0	0	0	0	0	0	0	0	0	45.7	-
02:00	4	4	0	0	0	0	0	0	0	0	0	0	0	0	0	44.2	-
02:15	0	0	0	0	0	0	0	0	0	0	0	0	0	0	0	-	-
02:30	4	0	0	3	0	1	0	0	0	0	0	0	0	0	0	41.1	-
02:45	1	0	0	1	0	0	0	0	0	0	0	0	0	0	0	42.8	-
03:00	2	1	0	1	0	0	0	0	0	0	0	0	0	0	0	47.6	-
03:15	1	0	0	1	0	0	0	0	0	0	0	0	0	0	0	35.6	-
03:30	1	0	0	1	0	0	0	0	0	0	0	0	0	0	0	41.6	-
03:45	1	1	0	0	0	0	0	0	0	0	0	0	0	0	0	40	-
04:00	0	0	0	0	0	0	0	0	0	0	0	0	0	0	0	-	-
04:15	1	0	0	0	0	1	0	0	0	0	0	0	0	0	0	46.2	-
04:30	3	0	0	2	0	1	0	0	0	0	0	0	0	0	0	38.9	-
04:45	4	2	0	0	2	0	0	0	0	0	0	0	0	0	0	24.2	-
05:00	7	3	0	0	3	1	0	0	0	0	0	0	0	0	0	34.4	-
05:15	8	5	0	2	1	0	0	0	0	0	0	0	0	0	0	34.8	-
05:30	8	4	0	3	0	1	0	0	0	0	0	0	0	0	0	41.9	-
05:45	5	3	0	2	0	0	0	0	0	0	0	0	0	0	0	40.7	-
06:00	6	4	0	2	0	0	0	0	0	0	0	0	0	0	0	39.4	-
06:15	10	6	0	3	0	0	0	0	0	1	0	0	0	0	0	38.7	-
06:30	8	5	1	1	0	0	0	0	0	1	0	0	0	0	0	39.9	-
06:45	34	15	0	5	10	1	0	0	0	1	0	0	0	2	0	29.2	44.6
07:00	18	11	0	2	2	0	0	0	0	2	0	0	0	1	0	37.8	46.8
07:15	6	4	0	1	1	0	0	0	0	0	0	0	0	0	0	41.4	-
07:30	12	7	0	4	1	0	0	0	0	0	0	0	0	0	0	38.8	49
07:45	19	13	0	5	0	1	0	0	0	0	0	0	0	0	0	39.5	47.5
08:00	13	10	0	1	1	0	0	0	0	0	0	0	0	0	1	47.4	56.2
08:15	21	14	0	5	1	1	0	0	0	0	0	0	0	0	0	44.8	51.5
08:30	21	13	0	7	0	0	0	0	0	1	0	0	0	0	0	41.6	50
08:45	25	21	0	4	0	0	0	0	0	0	0	0	0	0	0	44.9	52.2
09:00	28	16	0	12	0	0	0	0	0	0	0	0	0	0	0	42.6	48.2
09:15	16	12	0	3	1	0	0	0	0	0	0	0	0	0	0	40.7	50
09:30	27	23	0	3	1	0	0	0	0	0	0	0	0	0	0	45	51.5
09:45	33	20	1	9	3	0	0	0	0	0	0	0	0	0	0	45.1	54.7
10:00	20	18	0	2	0	0	0	0	0	0	0	0	0	0	0	48.4	57.6
10:15	26	23	0	3	0	0	0	0	0	0	0	0	0	0	0	45.8	52.6
10:30	24	17	0	7	0	0	0	0	0	0	0	0	0	0	0	43.9	52.2
10:45	37	25	1	10	0	1	0	0	0	0	0	0	0	0	0	45	50.8
11:00	28	25	0	3	0	0	0	0	0	0	0	0	0	0	0	47.9	54
11:15	29	21	0	6	2	0	0	0	0	0	0	0	0	0	0	42.9	47.2
11:30	35	26	0	5	3	0	0	0	0	1	0	0	0	0	0	41.3	51.8
11:45	36	23	1	11	0	1	0	0	0	0	0	0	0	0	0	44.6	51.5
12:00	34	29	2	3	0	0	0	0	0	0	0	0	0	0	0	44.7	54.4
12:15	22	19	0	2	0	0	0	0	0	1	0	0	0	0	0	48.1	59.4
12:30	32	29	0	2	1	0	0	0	0	0	0	0	0	0	0	44.6	54.7
12:45	116	110	1	3	2	0	0	0	0	0	0	0	0	0	0	39.3	47.5
13:00	138	133	1	3	1	0	0	0	0	0	0	0	0	0	0	38	46.1
13:15	38	37	0	1	0	0	0	0	0	0	0	0	0	0	0	43.2	47.9
13:30	44	39	0	4	1	0	0	0	0	0	0	0	0	0	0	44	52.6
13:45	32	29	0	3	0	0	0	0	0	0	0	0	0	0	0	47.8	54.4
14:00	37	29	0	7	1	0	0	0	0	0	0	0	0	0	0	42.3	49.7
14:15	40	36	1	1	1	0	0	0	0	0	0	0	0	1	0	47.9	55.8
14:30	52	50	0	2	0	0	0	0	0	0	0	0	0	0	0	44.3	49.3
14:45	41	32	0	7	2	0	0	0	0	0	0	0	0	0	0	44.8	50.8
15:00	56	54	0	2	0	0	0	0	0	0	0	0	0	0	0	43.9	51.8
15:15	43	40	1	2	0	0	0	0	0	0	0	0	0	0	0	48.5	55.8
15:30	47	45	0	1	1	0	0	0	0	0	0	0	0	0	0	47.7	53.3
15:45	52	49	0	2	0	0	0	0	0	1	0	0	0	0	0	46.1	54
16:00	72	68	0	4	0	0	0	0	0	0	0	0	0	0	0	45.8	51.1
16:15	37	36	0	0	1	0	0	0	0	0	0	0	0	0	0	46.9	56.2
16:30	60	57	0	3	0	0	0	0	0	0	0	0	0	0	0	47.9	55.4
16:45	57	54	0	3	0	0	0	0	0	0	0	0	0	0	0	45.7	51.5
17:00	45	44	0	0	1	0	0	0	0	0	0	0	0	0	0	45.1	51.1
17:15	25	22	0	3	0	0	0	0	0	0	0	0	0	0	0	44.5	50.8
17:30	39	39	0	0	0	0	0	0	0	0	0	0	0	0	0	45.5	50.4
17:45	25	23	0	2	0	0	0	0	0	0	0	0	0	0	0	50.3	54.7
18:00	18	16	0	2	0	0	0	0	0	0	0	0	0	0	0	46.9	51.1
18:15	19	16	0	3	0	0	0	0	0	0	0	0	0	0	0	47.2	49
18:30	8	8	0	0	0	0	0	0	0	0	0	0	0	0	0	47	-
18:45	15	13	0	2	0	0	0	0	0	0	0	0	0	0	0	46.6	53.6
19:00	11	11	0	0	0	0	0	0	0	0	0	0	0	0	0	46.4	50.8
19:15	18	18	0	0	0	0	0	0	0	0	0	0	0	0	0	50.8	60.1
19:30	10	9	0	1	0	0	0	0	0	0	0	0	0	0	0	50.5	-
19:45	7	7	0	0	0	0	0	0	0	0	0	0	0	0	0	49.9	-
20:00	14	12	0	1	0	0	1	0	0	0	0	0	0	0	0	46.9	50.4
20:15	9	8	0	1	0	0	0	0	0	0	0	0	0	0	0	44.4	-
20:30	19	18	0	0	0	0	0	0	0	1	0	0	0	0	0	47.3	52.2
20:45	43	43	0	0	0	0	0	0	0	0	0	0	0	0	0	49	55.1
21:00	49	47	0	2	0	0	0	0	0	0	0	0	0	0	0	45.5	58
21:15	10	10	0	0	0	0	0	0	0	0	0	0	0	0	0	50.7	-
21:30	12	12	0	0	0	0	0	0	0	0	0	0	0	0	0	44.5	54
21:45	14	12	0	2	0	0	0	0	0	0	0	0	0	0	0	47.3	58.7
22:00	9	9	0	0	0	0	0	0	0	0	0	0	0	0	0	52.8	-
22:15	20	19	0	1	0	0	0	0	0	0	0	0	0	0	0	43.6	48.2
22:30	17	17	0	0	0	0	0	0	0	0	0	0	0	0	0	47.4	51.1
22:45	8	7	0	1	0	0	0	0	0	0	0	0	0	0	0	47.8	-
23:00	7	7	0	0	0	0	0	0	0	0	0	0	0	0	0	38.7	-
23:15	10	7	0	3	0	0	0	0	0	0	0	0	0	0	0	42.8	-
23:30	3	3	0	0	0	0	0	0	0	0	0	0	0	0	0	38.5	-
23:45	5	5	0	0	0	0	0	0	0	0	0	0	0	0	0	44.9	-
00:00	2149	1855	10	214	43	11	1	0	0	10	0	0	0	5	44.2	52.6</	

15SYD0278

Wirega Ave, between Moorefields Rd & Garena Cr
Southbound

Monday, 6 June 2016

Time	Total	Cls	Cls	Cls	Cls	Cls	Cls	Cls	Cls	Cls	Cls	Cls	Cls	Cls	Mean	Vpp
		1	2	3	4	5	6	7	8	9	10	11	12	13		85
00:00	0	0	0	0	0	0	0	0	0	0	0	0	0	0	-	-
00:15	1	1	0	0	0	0	0	0	0	0	0	0	0	0	15.5	-
00:30	3	3	0	0	0	0	0	0	0	0	0	0	0	0	50.2	-
00:45	1	1	0	0	0	0	0	0	0	0	0	0	0	0	48.8	-
01:00	1	1	0	0	0	0	0	0	0	0	0	0	0	0	53.3	-
01:15	2	2	0	0	0	0	0	0	0	0	0	0	0	0	47.2	-
01:30	1	0	0	0	1	0	0	0	0	0	0	0	0	0	53	-
01:45	2	2	0	0	0	0	0	0	0	0	0	0	0	0	49	-
02:00	3	3	0	0	0	0	0	0	0	0	0	0	0	0	44.7	-
02:15	0	0	0	0	0	0	0	0	0	0	0	0	0	0	-	-
02:30	2	1	0	1	0	0	0	0	0	0	0	0	0	0	47.4	-
02:45	3	3	0	0	0	0	0	0	0	0	0	0	0	0	55.3	-
03:00	4	3	0	1	0	0	0	0	0	0	0	0	0	0	49.9	-
03:15	6	5	0	0	0	1	0	0	0	0	0	0	0	0	52.8	-
03:30	1	1	0	0	0	0	0	0	0	0	0	0	0	0	60	-
03:45	6	6	0	0	0	0	0	0	0	0	0	0	0	0	51.1	-
04:00	2	2	0	0	0	0	0	0	0	0	0	0	0	0	53.6	-
04:15	7	4	0	2	0	0	0	0	0	1	0	0	0	0	45.4	-
04:30	6	6	0	0	0	0	0	0	0	0	0	0	0	0	53	-
04:45	5	4	0	1	0	0	0	0	0	0	0	0	0	0	50.9	-
05:00	8	7	0	0	0	0	0	0	0	1	0	0	0	0	44.6	-
05:15	9	9	0	0	0	0	0	0	0	0	0	0	0	0	54.4	-
05:30	26	22	0	3	0	1	0	0	0	0	0	0	0	0	49.1	54.4
05:45	38	35	0	1	1	1	0	0	0	0	0	0	0	0	51.9	55.4
06:00	25	22	0	2	0	0	0	0	0	1	0	0	0	0	50.1	54.7
06:15	48	45	0	2	0	0	0	0	0	1	0	0	0	0	50	56.5
06:30	50	48	0	0	1	0	0	0	0	1	0	0	0	0	50.6	58.3
06:45	52	50	0	1	1	0	0	0	0	0	0	0	0	0	49.5	55.8
07:00	42	40	0	1	1	0	0	0	0	0	0	0	0	0	47.6	53.3
07:15	43	41	0	2	0	0	0	0	0	0	0	0	0	0	48.4	58.3
07:30	52	43	0	6	1	0	0	0	0	2	0	0	0	0	49.1	55.4
07:45	59	52	0	7	0	0	0	0	0	0	0	0	0	0	47.4	54
08:00	41	38	0	3	0	0	0	0	0	0	0	0	0	0	47.6	51.8
08:15	60	58	0	1	1	0	0	0	0	0	0	0	0	0	46.6	53.6
08:30	52	48	0	2	2	0	0	0	0	0	0	0	0	0	47.7	54.4
08:45	58	50	0	7	1	0	0	0	0	0	0	0	0	0	46.2	53.3
09:00	43	33	0	8	1	1	0	0	0	0	0	0	0	0	48.4	54.4
09:15	36	32	0	3	1	0	0	0	0	0	0	0	0	0	46.3	52.6
09:30	40	32	0	6	2	0	0	0	0	0	0	0	0	0	46.4	51.5
09:45	22	18	0	4	0	0	0	0	0	0	0	0	0	0	47.7	53.6
10:00	23	13	0	8	2	0	0	0	0	0	0	0	0	0	47.6	56.2
10:15	45	36	1	8	0	0	0	0	0	0	0	0	0	0	47.9	53.6
10:30	38	29	1	4	2	0	0	0	0	1	0	0	0	1	40.3	50.4
10:45	46	39	0	6	1	0	0	0	0	0	0	0	0	0	44.9	49.7
11:00	35	25	0	7	0	3	0	0	0	0	0	0	0	0	44.7	51.1
11:15	30	19	0	10	1	0	0	0	0	0	0	0	0	0	44.8	52.2
11:30	43	34	0	9	0	0	0	0	0	0	0	0	0	0	46.8	55.1
11:45	26	22	0	4	0	0	0	0	0	0	0	0	0	0	51.9	56.9
12:00	38	29	0	4	3	1	0	0	0	1	0	0	0	0	45.9	51.8
12:15	40	36	0	3	1	0	0	0	0	0	0	0	0	0	47.1	51.5
12:30	41	33	0	7	0	1	0	0	0	0	0	0	0	0	46.8	52.2
12:45	24	18	0	4	2	0	0	0	0	0	0	0	0	0	48.2	55.4
13:00	25	17	2	6	0	0	0	0	0	0	0	0	0	0	50	54.7
13:15	36	24	0	9	2	0	0	0	0	1	0	0	0	0	47.2	55.1
13:30	23	22	0	1	0	0	0	0	0	0	0	0	0	0	48.7	55.4
13:45	37	30	0	7	0	0	0	0	0	0	0	0	0	0	48.4	53.3
14:00	31	26	0	5	0	0	0	0	0	0	0	0	0	0	49.4	56.9
14:15	32	26	0	6	0	0	0	0	0	0	0	0	0	0	46.3	49.7
14:30	21	18	0	3	0	0	0	0	0	0	0	0	0	0	49.7	55.1
14:45	29	24	0	4	1	0	0	0	0	0	0	0	0	0	46.7	55.4
15:00	18	15	0	3	0	0	0	0	0	0	0	0	0	0	45.6	50.4
15:15	20	13	1	6	0	0	0	0	0	0	0	0	0	0	45.3	51.1
15:30	25	18	0	6	1	0	0	0	0	0	0	0	0	0	46.4	52.6
15:45	12	8	0	4	0	0	0	0	0	0	0	0	0	0	47.9	55.4
16:00	24	21	0	1	2	0	0	0	0	0	0	0	0	0	48.1	54.4
16:15	27	24	0	2	0	0	0	0	0	1	0	0	0	0	51.7	58.7
16:30	21	21	0	0	0	0	0	0	0	0	0	0	0	0	51.3	62.3
16:45	24	22	0	2	0	0	0	0	0	0	0	0	0	0	52.6	58
17:00	28	26	0	2	0	0	0	0	0	0	0	0	0	0	52	59.8
17:15	15	14	0	1	0	0	0	0	0	0	0	0	0	0	46.5	53.3
17:30	13	9	0	4	0	0	0	0	0	0	0	0	0	0	49.4	53.6
17:45	12	7	0	5	0	0	0	0	0	0	0	0	0	0	49.2	54.7
18:00	12	10	0	2	0	0	0	0	0	0	0	0	0	0	49.6	55.8
18:15	9	8	0	1	0	0	0	0	0	0	0	0	0	0	49.7	-
18:30	21	19	0	1	0	0	0	0	0	1	0	0	0	0	51.8	59
18:45	40	39	0	0	0	0	1	0	0	0	0	0	0	0	51.3	59.8
19:00	42	40	0	1	0	0	1	0	0	0	0	0	0	0	48.5	58.3
19:15	25	25	0	0	0	0	0	0	0	0	0	0	0	0	55.5	61.2
19:30	13	13	0	0	0	0	0	0	0	0	0	0	0	0	52.3	58
19:45	6	6	0	0	0	0	0	0	0	0	0	0	0	0	50.5	-
20:00	9	9	0	0	0	0	0	0	0	0	0	0	0	0	51.8	-
20:15	13	13	0	0	0	0	0	0	0	0	0	0	0	0	49.4	58.3
20:30	7	6	0	1	0	0	0	0	0	0	0	0	0	0	53	-
20:45	4	4	0	0	0	0	0	0	0	0	0	0	0	0	49.3	-
21:00	7	6	0	1	0	0	0	0	0	0	0	0	0	0	49	-
21:15	2	2	0	0	0	0	0	0	0	0	0	0	0	0	53.8	-
21:30	0	0	0	0	0	0	0	0	0	0	0	0	0	0	-	-
21:45	5	3	0	0	1	0	0	0	0	0	0	0	0	1	36.7	-
22:00	6	5	0	1	0	0	0	0	0	0	0	0	0	0	46.8	-
22:15	4	4	0	0	0	0	0	0	0	0	0	0	0	0	61.9	-
22:30	3	3	0	0	0	0	0	0	0	0	0	0	0	0	50.1	-
22:45	3	3	0	0	0	0	0	0	0	0	0	0	0	0	28.5	-
23:00	1	1	0	0	0	0	0	0	0	0	0	0	0	0	52.7	-
23:15	1	1	0	0	0	0	0	0	0	0	0	0	0	0	49.5	-
23:30	2	1	0	1	0	0	0	0	0	0	0	0	0	0	44	-
23:45	0	0	0	0	0	0	0	0	0	0	0	0	0	0	-	-
00:00	1997	1710	5	224	33	9	2	0	0	12	0	0	0	2	48.2	55.4
07:09	407	370	0	29	6	0	0	0	0	2	0	0	0	0	47.5	54.0
16-18	164	144	0	17	2	0	0	0	0	1	0	0	0	0	50.5	58.0
Off-Peak	1426	1196	5	178	25	9	2	0	0	9	0	0	0	2		

15SYD0278

Wirega Ave, between Moorefields Rd & Garema Crt
 Southbound

Tuesday, 7 June 2016

Time	Total	Cls	Cls	Cls	Cls	Cls	Cls	Cls	Cls	Cls	Cls	Cls	Cls	Cls	Mean	Vpp
		1	2	3	4	5	6	7	8	9	10	11	12	13		85
00:00	0	0	0	0	0	0	0	0	0	0	0	0	0	0	-	-
00:15	0	0	0	0	0	0	0	0	0	0	0	0	0	0	-	-
00:30	2	2	0	0	0	0	0	0	0	0	0	0	0	0	53.7	-
00:45	1	1	0	0	0	0	0	0	0	0	0	0	0	0	58.4	-
01:00	1	0	0	0	1	0	0	0	0	0	0	0	0	0	49.1	-
01:15	0	0	0	0	0	0	0	0	0	0	0	0	0	0	-	-
01:30	1	0	0	1	0	0	0	0	0	0	0	0	0	0	50.5	-
01:45	2	2	0	0	0	0	0	0	0	0	0	0	0	0	52.9	-
02:00	4	2	0	1	0	1	0	0	0	0	0	0	0	0	46.2	-
02:15	1	1	0	0	0	0	0	0	0	0	0	0	0	0	52.8	-
02:30	3	2	0	0	0	1	0	0	0	0	0	0	0	0	45.5	-
02:45	3	1	0	2	0	0	0	0	0	0	0	0	0	0	42.7	-
03:00	4	4	0	0	0	0	0	0	0	0	0	0	0	0	55.8	-
03:15	4	3	0	0	0	1	0	0	0	0	0	0	0	0	53.2	-
03:30	0	0	0	0	0	0	0	0	0	0	0	0	0	0	-	-
03:45	5	3	0	1	0	1	0	0	0	0	0	0	0	0	45	-
04:00	7	4	0	1	0	1	0	0	0	1	0	0	0	0	49.1	-
04:15	7	6	0	1	0	0	0	0	0	0	0	0	0	0	47.2	-
04:30	7	5	0	1	0	0	0	0	0	1	0	0	0	0	53.7	-
04:45	10	8	0	2	0	0	0	0	0	0	0	0	0	0	49.2	-
05:00	13	13	0	0	0	0	0	0	0	0	0	0	0	0	50.9	53.6
05:15	14	12	0	2	0	0	0	0	0	0	0	0	0	0	50.6	54.7
05:30	29	26	0	3	0	0	0	0	0	0	0	0	0	0	50.3	54
05:45	31	28	0	2	0	1	0	0	0	0	0	0	0	0	51.4	59
06:00	31	27	0	2	2	0	0	0	0	0	0	0	0	0	52.1	60.5
06:15	39	39	0	0	0	0	0	0	0	0	0	0	0	0	50.3	55.4
06:30	51	46	0	4	0	0	0	0	0	1	0	0	0	0	48.7	56.2
06:45	58	52	0	4	2	0	0	0	0	0	0	0	0	0	45.2	50
07:00	51	49	0	1	0	1	0	0	0	0	0	0	0	0	48.7	52.9
07:15	57	50	0	6	1	0	0	0	0	0	0	0	0	0	47.2	53.6
07:30	29	28	0	1	0	0	0	0	0	0	0	0	0	0	46.7	52.6
07:45	54	46	0	7	1	0	0	0	0	0	0	0	0	0	46	54
08:00	63	57	0	6	0	0	0	0	0	0	0	0	0	0	47.6	52.2
08:15	54	47	0	7	0	0	0	0	0	0	0	0	0	0	47	54.4
08:30	55	52	0	3	0	0	0	0	0	0	0	0	0	0	48	55.8
08:45	60	57	0	2	1	0	0	0	0	0	0	0	0	0	48.5	54
09:00	49	39	0	6	1	1	1	0	0	1	0	0	0	0	48.3	54
09:15	41	30	0	8	3	0	0	0	0	0	0	0	0	0	45.5	51.8
09:30	50	42	0	6	1	0	0	0	0	1	0	0	0	0	46	52.9
09:45	39	32	0	6	1	0	0	0	0	0	0	0	0	0	49.2	54.4
10:00	40	30	0	10	0	0	0	0	0	0	0	0	0	0	46.7	52.9
10:15	32	24	0	8	0	0	0	0	0	0	0	0	0	0	48.7	56.5
10:30	34	24	0	8	0	1	0	0	0	1	0	0	0	0	46.2	54.7
10:45	27	24	0	2	1	0	0	0	0	0	0	0	0	0	47.9	54.7
11:00	36	26	0	8	1	0	0	0	0	1	0	0	0	0	43.4	51.5
11:15	33	29	0	4	0	0	0	0	0	0	0	0	0	0	49.2	56.5
11:30	43	33	0	8	2	0	0	0	0	0	0	0	0	0	42.7	50
11:45	30	22	0	7	0	1	0	0	0	0	0	0	0	0	46.6	55.4
12:00	32	29	0	2	1	0	0	0	0	0	0	0	0	0	50.7	57.6
12:15	28	20	0	5	3	0	0	0	0	0	0	0	0	0	46.8	52.6
12:30	29	25	0	3	1	0	0	0	0	0	0	0	0	0	48.4	56.5
12:45	27	21	0	5	1	0	0	0	0	0	0	0	0	0	48	55.4
13:00	33	21	0	11	1	0	0	0	0	0	0	0	0	0	45.1	52.9
13:15	24	21	0	3	0	0	0	0	0	0	0	0	0	0	48.6	54.7
13:30	35	24	0	9	1	0	0	0	0	1	0	0	0	0	44.3	50
13:45	38	33	0	4	1	0	0	0	0	0	0	0	0	0	45.7	50.4
14:00	18	14	0	4	0	0	0	0	0	0	0	0	0	0	46.5	49.3
14:15	35	27	0	4	3	0	0	0	0	0	0	0	0	1	46.9	55.4
14:30	25	15	0	9	1	0	0	0	0	0	0	0	0	0	44.4	51.1
14:45	25	18	0	5	1	0	0	0	0	1	0	0	0	0	47.5	52.6
15:00	23	15	0	7	0	0	0	0	0	0	0	0	0	1	46	54.4
15:15	19	16	0	3	0	0	0	0	0	0	0	0	0	0	46.8	52.6
15:30	29	26	0	2	0	0	0	0	0	1	0	0	0	0	48.3	53.6
15:45	26	17	0	8	1	0	0	0	0	0	0	0	0	0	46.9	53.3
16:00	25	19	0	6	0	0	0	0	0	0	0	0	0	0	44.8	52.9
16:15	18	16	0	2	0	0	0	0	0	0	0	0	0	0	45.9	52.9
16:30	13	11	0	1	1	0	0	0	0	0	0	0	0	0	44.8	49
16:45	11	11	0	0	0	0	0	0	0	0	0	0	0	0	52	60.8
17:00	16	11	0	5	0	0	0	0	0	0	0	0	0	0	53.3	60.8
17:15	14	13	0	1	0	0	0	0	0	0	0	0	0	0	51.4	59.4
17:30	5	3	0	1	0	0	0	0	0	1	0	0	0	0	43.4	-
17:45	10	9	0	1	0	0	0	0	0	0	0	0	0	0	45.6	-
18:00	13	10	0	3	0	0	0	0	0	0	0	0	0	0	47.4	52.2
18:15	13	11	0	2	0	0	0	0	0	0	0	0	0	0	45.7	50
18:30	26	26	0	0	0	0	0	0	0	0	0	0	0	0	52.4	60.1
18:45	42	42	0	0	0	0	0	0	0	0	0	0	0	0	50.2	56.5
19:00	45	44	0	1	0	0	0	0	0	0	0	0	0	0	52.3	58
19:15	27	26	0	1	0	0	0	0	0	0	0	0	0	0	52.7	59.4
19:30	13	11	0	1	0	0	1	0	0	0	0	0	0	0	53.5	56.5
19:45	14	14	0	0	0	0	0	0	0	0	0	0	0	0	47.6	58.3
20:00	10	9	0	1	0	0	0	0	0	0	0	0	0	0	52.2	-
20:15	9	9	0	0	0	0	0	0	0	0	0	0	0	0	51.5	-
20:30	7	7	0	0	0	0	0	0	0	0	0	0	0	0	53	-
20:45	4	4	0	0	0	0	0	0	0	0	0	0	0	0	62.4	-
21:00	6	5	0	1	0	0	0	0	0	0	0	0	0	0	48.4	-
21:15	2	2	0	0	0	0	0	0	0	0	0	0	0	0	43.4	-
21:30	2	1	0	1	0	0	0	0	0	0	0	0	0	0	48.4	-
21:45	1	1	0	0	0	0	0	0	0	0	0	0	0	0	50.4	-
22:00	3	2	0	1	0	0	0	0	0	0	0	0	0	0	54	-
22:15	6	6	0	0	0	0	0	0	0	0	0	0	0	0	60.8	-
22:30	4	4	0	0	0	0	0	0	0	0	0	0	0	0	50.3	-
22:45	1	1	0	0	0	0	0	0	0	0	0	0	0	0	59.9	-
23:00	1	1	0	0	0	0	0	0	0	0	0	0	0	0	53.5	-
23:15	0	0	0	0	0	0	0	0	0	0	0	0	0	0	-	-
23:30	1	0	0	1	0	0	0	0	0	0	0	0	0	0	46.8	-
23:45	1	1	0	0	0	0	0	0	0	0	0	0	0	0	42	-
00:00	2014	1700	0	255	34	10	2	0	0	11	0	0	0	2	48.0	55.1
07:09	423	386	0	33	3	1	0	0	0	0	0	0	0	0	47.5	54.0
16:18	112	93	0	17	1	0	0	0	0	1	0	0	0	0	47.7	55.4
Off-Peak	1479	1221	0	205	30	9	2	0	0	10	0	0	0	2		

15SYD0278

Wirega Ave, between Moorefields Rd & Garema Crt
Southbound

Wednesday, 8 June 2016

Parking on tubes 1245-1315

Time	Total	Cls	Cls	Cls	Cls	Cls	Cls	Cls	Cls	Cls	Cls	Cls	Cls	Cls	Cls	Mean	Vpp
		1	2	3	4	5	6	7	8	9	10	11	12	13		85	
00:00	0	0	0	0	0	0	0	0	0	0	0	0	0	0	0	-	-
00:15	1	1	0	0	0	0	0	0	0	0	0	0	0	0	0	54.5	-
00:30	1	1	0	0	0	0	0	0	0	0	0	0	0	0	0	57.9	-
00:45	1	1	0	0	0	0	0	0	0	0	0	0	0	0	0	31.1	-
01:00	0	0	0	0	0	0	0	0	0	0	0	0	0	0	0	-	-
01:15	3	2	0	0	0	1	0	0	0	0	0	0	0	0	0	49.6	-
01:30	2	0	0	1	1	0	0	0	0	0	0	0	0	0	0	52.4	-
01:45	2	2	0	0	0	0	0	0	0	0	0	0	0	0	0	54	-
02:00	2	1	0	1	0	0	0	0	0	0	0	0	0	0	0	47.1	-
02:15	2	1	0	0	0	1	0	0	0	0	0	0	0	0	0	46.9	-
02:30	2	2	0	0	0	0	0	0	0	0	0	0	0	0	0	59.6	-
02:45	3	3	0	0	0	0	0	0	0	0	0	0	0	0	0	58.5	-
03:00	3	2	0	0	0	1	0	0	0	0	0	0	0	0	0	58.2	-
03:15	5	4	0	0	0	1	0	0	0	0	0	0	0	0	0	50.2	-
03:30	1	1	0	0	0	0	0	0	0	0	0	0	0	0	0	60.3	-
03:45	2	2	0	0	0	0	0	0	0	0	0	0	0	0	0	51.5	-
04:00	6	4	0	2	0	0	0	0	0	0	0	0	0	0	0	45.6	-
04:15	9	6	0	2	0	0	0	0	0	1	0	0	0	0	0	50.7	-
04:30	3	1	0	2	0	0	0	0	0	0	0	0	0	0	0	53.4	-
04:45	11	10	0	0	0	1	0	0	0	0	0	0	0	0	0	50.5	54.7
05:00	16	14	0	1	0	0	0	0	0	1	0	0	0	0	0	50.1	56.9
05:15	17	14	0	0	3	0	0	0	0	0	0	0	0	0	0	43.5	50.8
05:30	25	25	0	0	0	0	0	0	0	0	0	0	0	0	0	51.5	58
05:45	39	34	0	4	1	0	0	0	0	0	0	0	0	0	0	49	54.4
06:00	22	21	0	0	0	0	0	0	0	1	0	0	0	0	0	48.8	55.8
06:15	48	43	0	4	0	0	0	0	0	1	0	0	0	0	0	46.1	54.4
06:30	55	49	0	3	2	0	0	0	0	1	0	0	0	0	0	44.3	54
06:45	61	51	0	4	6	0	0	0	0	0	0	0	0	0	0	41.6	49.7
07:00	61	52	0	3	3	1	0	0	0	1	1	0	0	0	0	41.9	52.9
07:15	38	34	0	1	3	0	0	0	0	0	0	0	0	0	0	43.6	55.8
07:30	42	37	0	5	0	0	0	0	0	0	0	0	0	0	0	45.8	52.9
07:45	45	40	0	3	1	1	0	0	0	0	0	0	0	0	0	47.2	51.8
08:00	55	49	0	3	3	0	0	0	0	0	0	0	0	0	0	45.3	51.5
08:15	52	49	0	1	2	0	0	0	0	0	0	0	0	0	0	49.1	54
08:30	49	45	0	2	2	0	0	0	0	0	0	0	0	0	0	48.2	54.4
08:45	54	45	0	7	2	0	0	0	0	0	0	0	0	0	0	46.7	52.6
09:00	43	39	0	2	2	0	0	0	0	0	0	0	0	0	0	49.4	58.7
09:15	52	42	0	9	1	0	0	0	0	0	0	0	0	0	0	48	54.7
09:30	47	37	0	10	0	0	0	0	0	0	0	0	0	0	0	46.2	53.3
09:45	37	25	1	9	1	0	0	0	0	0	1	0	0	0	0	47.3	56.2
10:00	36	25	0	8	1	0	0	0	0	2	0	0	0	0	0	44.7	53.3
10:15	31	22	0	7	2	0	0	0	0	0	0	0	0	0	0	44.1	55.1
10:30	39	25	0	10	2	1	0	0	0	1	0	0	0	0	0	38.7	43.9
10:45	29	23	0	4	1	0	0	0	1	0	0	0	0	0	0	40.5	46.8
11:00	25	19	0	4	1	1	0	0	0	0	0	0	0	0	0	42.6	50.4
11:15	36	32	0	2	2	0	0	0	0	0	0	0	0	0	0	42.8	51.5
11:30	34	26	0	8	0	0	0	0	0	0	0	0	0	0	0	44.6	52.9
11:45	41	32	0	7	1	1	0	0	0	0	0	0	0	0	0	48.6	60.8
12:00	16	13	0	3	0	0	0	0	0	0	0	0	0	0	0	45.6	54
12:15	30	25	0	5	0	0	0	0	0	0	0	0	0	0	0	49.7	54
12:30	21	17	0	3	0	1	0	0	0	0	0	0	0	0	0	46.1	52.2
12:45	0	0	0	0	0	0	0	0	0	0	0	0	0	0	0	-	-
13:00	0	0	0	0	0	0	0	0	0	0	0	0	0	0	0	-	-
13:15	28	19	1	6	1	0	0	0	0	1	0	0	0	0	0	45.7	57.2
13:30	32	25	1	5	0	1	0	0	0	0	0	0	0	0	0	48	56.2
13:45	29	23	0	4	1	1	0	0	0	0	0	0	0	0	0	46.6	53.6
14:00	38	32	0	4	1	1	0	0	0	0	0	0	0	0	0	49	53.6
14:15	28	22	0	3	1	1	0	0	0	0	0	0	0	1	0	44.3	56.5
14:30	27	19	1	5	2	0	0	0	0	0	0	0	0	0	0	47.8	53.3
14:45	23	23	0	0	0	0	0	0	0	0	0	0	0	0	0	47.1	56.9
15:00	29	22	0	6	0	0	0	0	0	1	0	0	0	0	0	50.9	58.3
15:15	17	12	0	5	0	0	0	0	0	0	0	0	0	0	0	51.2	58
15:30	28	18	0	9	1	0	0	0	0	0	0	0	0	0	0	45.7	51.5
15:45	32	25	0	7	0	0	0	0	0	0	0	0	0	0	0	49.3	56.5
16:00	25	22	0	3	0	0	0	0	0	0	0	0	0	0	0	48.8	56.2
16:15	17	14	0	3	0	0	0	0	0	0	0	0	0	0	0	44.6	51.1
16:30	20	17	0	3	0	0	0	0	0	0	0	0	0	0	0	49.8	56.9
16:45	28	25	0	2	1	0	0	0	0	0	0	0	0	0	0	49.6	55.4
17:00	12	10	0	2	0	0	0	0	0	0	0	0	0	0	0	41.6	49.3
17:15	10	8	0	2	0	0	0	0	0	0	0	0	0	0	0	47.6	-
17:30	12	12	0	0	0	0	0	0	0	0	0	0	0	0	0	42.9	50.8
17:45	4	2	0	2	0	0	0	0	0	0	0	0	0	0	0	44	-
18:00	8	6	0	1	1	0	0	0	0	0	0	0	0	0	0	48	-
18:15	15	13	0	1	0	0	0	0	0	1	0	0	0	0	0	52.3	62.6
18:30	23	18	0	4	0	0	0	0	0	1	0	0	0	0	0	51.5	57.2
18:45	37	37	0	0	0	0	0	0	0	0	0	0	0	0	0	52.3	56.9
19:00	40	40	0	0	0	0	0	0	0	0	0	0	0	0	0	56.4	64.1
19:15	37	37	0	0	0	0	0	0	0	0	0	0	0	0	0	50.7	53.6
19:30	14	14	0	0	0	0	0	0	0	0	0	0	0	0	0	52.7	58
19:45	8	7	0	1	0	0	0	0	0	0	0	0	0	0	0	51.5	-
20:00	5	5	0	0	0	0	0	0	0	0	0	0	0	0	0	52	-
20:15	5	5	0	0	0	0	0	0	0	0	0	0	0	0	0	47.7	-
20:30	7	7	0	0	0	0	0	0	0	0	0	0	0	0	0	50	-
20:45	10	10	0	0	0	0	0	0	0	0	0	0	0	0	0	45.3	-
21:00	6	6	0	0	0	0	0	0	0	0	0	0	0	0	0	47	-
21:15	5	5	0	0	0	0	0	0	0	0	0	0	0	0	0	52.3	-
21:30	1	1	0	0	0	0	0	0	0	0	0	0	0	0	0	44.4	-
21:45	4	4	0	0	0	0	0	0	0	0	0	0	0	0	0	49.8	-
22:00	2	2	0	0	0	0	0	0	0	0	0	0	0	0	0	47.8	-
22:15	6	6	0	0	0	0	0	0	0	0	0	0	0	0	0	52.2	-
22:30	7	6	0	1	0	0	0	0	0	0	0	0	0	0	0	52.8	-
22:45	1	1	0	0	0	0	0	0	0	0	0	0	0	0	0	28.3	-
23:00	2	2	0	0	0	0	0	0	0	0	0	0	0	0	0	41.3	-
23:15	0	0	0	0	0	0	0	0	0	0	0	0	0	0	0	-	-
23:30	1	1	0	0	0	0	0	0	0	0	0	0	0	0	0	50.1	-
23:45	1	0	0	1	0	0	0	0	0	0	0	0	0	0	0	47.6	-
00:00	1939	1631	4	220	52	15	0	0	1	13	2	0	0	1	47.1		

15SYD0278

Wirega Ave. between Moorefields Rd & Garena Crt
Southbound

Thursday, 9 June 2016

Parking on tubes 0700-0745

Time	Total	Cls	Cls	Cls	Cls	Cls	Cls	Cls	Cls	Cls	Cls	Cls	Cls	Cls	Cls	Mean	Vpp
		1	2	3	4	5	6	7	8	9	10	11	12	13		85	
00:00	0	0	0	0	0	0	0	0	0	0	0	0	0	0	0	-	-
00:15	1	1	0	0	0	0	0	0	0	0	0	0	0	0	0	54.6	-
00:30	2	2	0	0	0	0	0	0	0	0	0	0	0	0	0	47.8	-
00:45	1	1	0	0	0	0	0	0	0	0	0	0	0	0	0	44.3	-
01:00	0	0	0	0	0	0	0	0	0	0	0	0	0	0	0	-	-
01:15	1	1	0	0	0	0	0	0	0	0	0	0	0	0	0	49.9	-
01:30	1	0	0	0	0	1	0	0	0	0	0	0	0	0	0	44	-
01:45	3	3	0	0	0	0	0	0	0	0	0	0	0	0	0	52.3	-
02:00	2	2	0	0	0	0	0	0	0	0	0	0	0	0	0	57.7	-
02:15	1	1	0	0	0	0	0	0	0	0	0	0	0	0	0	43.9	-
02:30	1	1	0	0	0	0	0	0	0	0	0	0	0	0	0	47.4	-
02:45	6	5	0	1	0	0	0	0	0	0	0	0	0	0	0	55.4	-
03:00	3	2	0	0	0	1	0	0	0	0	0	0	0	0	0	51.3	-
03:15	3	3	0	0	0	0	0	0	0	0	0	0	0	0	0	54.4	-
03:30	1	1	0	0	0	0	0	0	0	0	0	0	0	0	0	45.8	-
03:45	4	4	0	0	0	0	0	0	0	0	0	0	0	0	0	43.6	-
04:00	4	4	0	0	0	0	0	0	0	0	0	0	0	0	0	54	-
04:15	6	5	0	1	0	0	0	0	0	0	0	0	0	0	0	46.4	-
04:30	9	6	0	2	0	0	0	0	0	1	0	0	0	0	0	51.8	-
04:45	6	6	0	0	0	0	0	0	0	0	0	0	0	0	0	48.6	-
05:00	9	6	0	1	0	0	0	0	0	2	0	0	0	0	0	44.8	-
05:15	19	12	0	1	4	1	0	0	0	1	0	0	0	0	0	39.2	47.9
05:30	28	23	0	2	2	1	0	0	0	0	0	0	0	0	0	43.1	50.4
05:45	43	37	0	3	2	0	0	0	0	1	0	0	0	0	0	45.3	55.1
06:00	20	13	0	0	4	2	0	0	0	0	1	0	0	0	0	38.4	49.7
06:15	44	43	0	1	0	0	0	0	0	0	0	0	0	0	0	43.1	48.6
06:30	56	45	0	3	5	0	0	0	0	3	0	0	0	0	0	37.1	45
06:45	61	54	0	1	4	0	0	0	0	1	1	0	0	0	0	36.9	45
07:00	0	0	0	0	0	0	0	0	0	0	0	0	0	0	0	-	-
07:15	0	0	0	0	0	0	0	0	0	0	0	0	0	0	0	-	-
07:30	0	0	0	0	0	0	0	0	0	0	0	0	0	0	0	-	-
07:45	63	57	0	5	1	0	0	0	0	0	0	0	0	0	0	43	49
08:00	52	42	1	6	2	0	0	0	0	1	0	0	0	0	0	42.4	50.4
08:15	56	53	0	2	1	0	0	0	0	0	0	0	0	0	0	46	54.7
08:30	55	46	0	7	2	0	0	0	0	0	0	0	0	0	0	47.5	54.4
08:45	41	37	0	4	0	0	0	0	0	0	0	0	0	0	0	47.7	53.3
09:00	44	39	0	2	2	1	0	0	0	0	0	0	0	0	0	47.3	56.2
09:15	38	32	0	4	1	1	0	0	0	0	0	0	0	0	0	47	53.3
09:30	41	29	1	9	1	0	0	0	0	1	0	0	0	0	0	44.5	52.6
09:45	38	35	0	2	0	0	0	0	0	1	0	0	0	0	0	45.9	51.5
10:00	30	24	0	3	3	0	0	0	0	0	0	0	0	0	0	45	51.8
10:15	25	19	0	3	3	0	0	0	0	0	0	0	0	0	0	46.9	52.6
10:30	26	15	0	10	1	0	0	0	0	0	0	0	0	0	0	46.6	55.4
10:45	38	36	0	2	0	0	0	0	0	0	0	0	0	0	0	49.8	55.1
11:00	50	46	0	3	0	1	0	0	0	0	0	0	0	0	0	47.1	52.9
11:15	32	27	0	2	1	1	0	0	0	1	0	0	0	0	0	47.9	52.9
11:30	42	35	0	6	1	0	0	0	0	0	0	0	0	0	0	46.7	52.9
11:45	36	32	0	4	0	0	0	0	0	0	0	0	0	0	0	49.4	54
12:00	28	19	0	8	0	0	0	0	0	1	0	0	0	0	0	46.7	55.1
12:15	39	29	0	7	1	1	0	0	0	1	0	0	0	0	0	48.1	54.4
12:30	31	26	0	3	2	0	0	0	0	0	0	0	0	0	0	50.2	57.6
12:45	25	20	0	5	0	0	0	0	0	0	0	0	0	0	0	52.8	59
13:00	30	21	0	7	2	0	0	0	0	0	0	0	0	0	0	47.1	58.3
13:15	42	36	0	4	2	0	0	0	0	0	0	0	0	0	0	44.9	52.2
13:30	39	34	0	5	0	0	0	0	0	0	0	0	0	0	0	47	51.8
13:45	42	33	2	5	0	0	0	0	0	2	0	0	0	0	0	43.8	51.1
14:00	36	31	0	4	1	0	0	0	0	0	0	0	0	0	0	47.5	56.5
14:15	35	28	0	5	1	0	0	0	0	1	0	0	0	0	0	45.9	56.2
14:30	20	16	0	3	0	1	0	0	0	0	0	0	0	0	0	44.5	54
14:45	30	24	0	5	1	0	0	0	0	0	0	0	0	0	0	49.8	56.2
15:00	17	15	0	1	1	0	0	0	0	0	0	0	0	0	0	48.2	52.2
15:15	23	20	0	3	0	0	0	0	0	0	0	0	0	0	0	45.4	55.1
15:30	24	21	0	3	0	0	0	0	0	0	0	0	0	0	0	46.3	56.2
15:45	18	12	0	5	0	0	0	0	0	1	0	0	0	0	0	46.6	52.9
16:00	20	17	1	2	0	0	0	0	0	0	0	0	0	0	0	49.4	58.7
16:15	27	27	0	0	0	0	0	0	0	0	0	0	0	0	0	44.7	54
16:30	22	20	0	2	0	0	0	0	0	0	0	0	0	0	0	48.5	54
16:45	16	14	0	2	0	0	0	0	0	0	0	0	0	0	0	53	63
17:00	18	16	0	2	0	0	0	0	0	0	0	0	0	0	0	47.1	53.3
17:15	16	13	0	3	0	0	0	0	0	0	0	0	0	0	0	44.8	53.3
17:30	9	9	0	0	0	0	0	0	0	0	0	0	0	0	0	47.2	-
17:45	14	10	0	4	0	0	0	0	0	0	0	0	0	0	0	45.9	53.3
18:00	18	15	0	3	0	0	0	0	0	0	0	0	0	0	0	45.3	58.3
18:15	15	12	0	2	1	0	0	0	0	0	0	0	0	0	0	44.3	52.2
18:30	23	21	0	2	0	0	0	0	0	0	0	0	0	0	0	53	61.9
18:45	35	34	0	1	0	0	0	0	0	0	0	0	0	0	0	48.7	56.2
19:00	52	50	0	2	0	0	0	0	0	0	0	0	0	0	0	51.2	57.2
19:15	30	30	0	0	0	0	0	0	0	0	0	0	0	0	0	52.1	58
19:30	21	19	0	1	0	0	0	0	0	1	0	0	0	0	0	52.2	57.2
19:45	16	16	0	0	0	0	0	0	0	0	0	0	0	0	0	53.2	57.6
20:00	8	8	0	0	0	0	0	0	0	0	0	0	0	0	0	56.3	-
20:15	7	7	0	0	0	0	0	0	0	0	0	0	0	0	0	48.3	-
20:30	3	3	0	0	0	0	0	0	0	0	0	0	0	0	0	48.1	-
20:45	6	6	0	0	0	0	0	0	0	0	0	0	0	0	0	51.4	-
21:00	4	4	0	0	0	0	0	0	0	0	0	0	0	0	0	50.7	-
21:15	3	3	0	0	0	0	0	0	0	0	0	0	0	0	0	59.3	-
21:30	3	3	0	0	0	0	0	0	0	0	0	0	0	0	0	52.1	-
21:45	6	5	0	0	0	0	0	0	0	0	1	0	0	0	0	43.9	-
22:00	4	4	0	0	0	0	0	0	0	0	0	0	0	0	0	44.4	-
22:15	3	2	0	0	0	0	1	0	0	0	0	0	0	0	0	55.8	-
22:30	3	3	0	0	0	0	0	0	0	0	0	0	0	0	0	55.8	-
22:45	4	3	0	1	0	0	0	0	0	0	0	0	0	0	0	47.6	-
23:00	0	0	0	0	0	0	0	0	0	0	0	0	0	0	0	-	-
23:15	1	1	0	0	0	0	0	0	0	0	0	0	0	0	0	45.9	-
23:30	3	2	0	1	0	0	0	0	0	0	0	0	0	0	0	49	-
23:45	2	2	0	0	0	0	0	0	0	0	0	0	0	0	0	53.3	-
00-00	1933	1649	5	191	52	12	1	0	0	20	3	0	0	0	0	46.4	55

15SYD0278

Wirega Ave, between Moorefields Rd & Garema Crt
Southbound

Friday, 10 June 2016

Time	Total	Cls	Cls	Cls	Cls	Cls	Cls	Cls	Cls	Cls	Cls	Cls	Cls	Cls	Cls	Mean	Vpp
		1	2	3	4	5	6	7	8	9	10	11	12	13		85	
00:00	2	2	0	0	0	0	0	0	0	0	0	0	0	0	0	43	-
00:15	2	2	0	0	0	0	0	0	0	0	0	0	0	0	0	46.5	-
00:30	4	4	0	0	0	0	0	0	0	0	0	0	0	0	0	46	-
00:45	1	1	0	0	0	0	0	0	0	0	0	0	0	0	0	44.1	-
01:00	1	0	0	0	0	0	0	0	0	1	0	0	0	0	0	39.7	-
01:15	1	1	0	0	0	0	0	0	0	0	0	0	0	0	0	57.5	-
01:30	0	0	0	0	0	0	0	0	0	0	0	0	0	0	0	-	-
01:45	1	1	0	0	0	0	0	0	0	0	0	0	0	0	0	50.4	-
02:00	1	1	0	0	0	0	0	0	0	0	0	0	0	0	0	46.3	-
02:15	1	1	0	0	0	0	0	0	0	0	0	0	0	0	0	49.5	-
02:30	4	2	0	1	0	1	0	0	0	0	0	0	0	0	0	46.1	-
02:45	2	1	0	1	0	0	0	0	0	0	0	0	0	0	0	59.4	-
03:00	3	3	0	0	0	0	0	0	0	0	0	0	0	0	0	50.7	-
03:15	3	3	0	0	0	0	0	0	0	0	0	0	0	0	0	51.6	-
03:30	2	2	0	0	0	0	0	0	0	0	0	0	0	0	0	50.7	-
03:45	2	2	0	0	0	0	0	0	0	0	0	0	0	0	0	50.8	-
04:00	8	7	0	0	0	1	0	0	0	0	0	0	0	0	0	52.4	-
04:15	9	7	0	1	0	1	0	0	0	0	0	0	0	0	0	48.6	-
04:30	7	5	0	2	0	0	0	0	0	0	0	0	0	0	0	45.7	-
04:45	9	4	0	0	4	1	0	0	0	0	0	0	0	0	0	43.2	-
05:00	19	14	0	0	4	0	0	0	0	1	0	0	0	0	0	40.7	52.9
05:15	26	24	0	2	0	0	0	0	0	0	0	0	0	0	0	43	50.8
05:30	24	23	0	1	0	0	0	0	0	0	0	0	0	0	0	46.2	52.6
05:45	45	38	0	3	3	0	0	0	0	1	0	0	0	0	0	44.8	53.6
06:00	29	22	0	1	6	0	0	0	0	0	0	0	0	0	0	39.4	50.8
06:15	42	40	0	1	0	0	0	0	0	1	0	0	0	0	0	44.6	52.2
06:30	57	49	0	3	3	0	0	0	0	1	0	0	0	1	0	43.1	50.8
06:45	50	44	0	4	1	0	0	0	0	0	1	0	0	0	0	43.7	50.8
07:00	39	30	0	2	3	0	0	0	1	1	2	0	0	0	0	41.6	49.7
07:15	22	20	1	1	0	0	0	0	0	0	0	0	0	0	0	46.6	54
07:30	35	32	0	1	1	1	0	0	0	0	0	0	0	0	0	47.3	54.7
07:45	54	50	0	2	2	0	0	0	0	0	0	0	0	0	0	47	54.7
08:00	43	35	0	7	1	0	0	0	0	0	0	0	0	0	0	48.1	55.1
08:15	63	55	0	7	0	1	0	0	0	0	0	0	0	0	0	48.2	56.2
08:30	47	41	0	6	0	0	0	0	0	0	0	0	0	0	0	48.4	58
08:45	60	47	1	11	1	0	0	0	0	0	0	0	0	0	0	45.9	52.9
09:00	34	30	0	3	1	0	0	0	0	0	0	0	0	0	0	47.9	52.6
09:15	27	22	0	3	2	0	0	0	0	0	0	0	0	0	0	46.3	52.9
09:30	43	35	0	7	1	0	0	0	0	0	0	0	0	0	0	46.1	54.7
09:45	29	25	0	3	1	0	0	0	0	0	0	0	0	0	0	47.6	54.4
10:00	22	22	0	0	0	0	0	0	0	0	0	0	0	0	0	54.1	58.7
10:15	39	28	0	10	0	0	0	0	1	0	0	0	0	0	0	45.9	53.6
10:30	40	33	0	6	0	1	0	0	0	0	0	0	0	0	0	47.2	52.6
10:45	26	19	0	7	0	0	0	0	0	0	0	0	0	0	0	49	54.7
11:00	49	35	0	10	3	1	0	0	0	0	0	0	0	0	0	43.2	51.1
11:15	39	30	0	6	3	0	0	0	0	0	0	0	0	0	0	43.7	49.7
11:30	56	50	0	5	0	0	0	0	0	1	0	0	0	0	0	48.5	53.6
11:45	71	67	0	4	0	0	0	0	0	0	0	0	0	0	0	48.8	54.7
12:00	116	111	0	5	0	0	0	0	0	0	0	0	0	0	0	47.7	53.6
12:15	71	63	0	6	1	0	0	0	0	1	0	0	0	0	0	48.5	55.1
12:30	37	34	0	2	1	0	0	0	0	0	0	0	0	0	0	46.6	54
12:45	40	32	0	7	0	0	0	0	0	1	0	0	0	0	0	43.5	51.5
13:00	17	13	0	3	0	0	0	0	0	0	1	0	0	0	0	49.5	55.1
13:15	25	17	0	6	2	0	0	0	0	0	0	0	0	0	0	43.5	53.6
13:30	17	12	0	3	2	0	0	0	0	0	0	0	0	0	0	44.1	52.9
13:45	33	22	1	8	2	0	0	0	0	0	0	0	0	0	0	50.5	57.6
14:00	38	34	0	3	1	0	0	0	0	0	0	0	0	0	0	43.8	49.7
14:15	30	26	0	3	1	0	0	0	0	0	0	0	0	0	0	49.7	59.8
14:30	33	22	0	10	1	0	0	0	0	0	0	0	0	0	0	43	54.4
14:45	19	15	0	4	0	0	0	0	0	0	0	0	0	0	0	50.3	58.7
15:00	29	25	0	4	0	0	0	0	0	0	0	0	0	0	0	47.1	52.6
15:15	21	18	0	3	0	0	0	0	0	0	0	0	0	0	0	52.3	61.2
15:30	20	15	0	4	1	0	0	0	0	0	0	0	0	0	0	47.6	53.3
15:45	27	22	0	4	0	0	0	0	0	0	0	0	0	1	0	44	50.8
16:00	19	17	0	2	0	0	0	0	0	0	0	0	0	0	0	44.3	52.2
16:15	23	18	0	4	0	0	0	1	0	0	0	0	0	0	0	43.7	56.5
16:30	25	24	0	0	0	0	0	0	1	0	0	0	0	0	0	47.4	52.9
16:45	11	11	0	0	0	0	0	0	0	0	0	0	0	0	0	51.9	54
17:00	20	18	0	2	0	0	0	0	0	0	0	0	0	0	0	48.3	53.3
17:15	11	10	0	1	0	0	0	0	0	0	0	0	0	0	0	46.9	49.3
17:30	6	5	0	1	0	0	0	0	0	0	0	0	0	0	0	52.4	-
17:45	13	10	0	3	0	0	0	0	0	0	0	0	0	0	0	51.8	54.7
18:00	8	5	0	3	0	0	0	0	0	0	0	0	0	0	0	52.4	-
18:15	12	9	0	3	0	0	0	0	0	0	0	0	0	0	0	51.4	57.2
18:30	22	20	0	2	0	0	0	0	0	0	0	0	0	0	0	49.5	53.3
18:45	37	36	0	1	0	0	0	0	0	0	0	0	0	0	0	52.8	59
19:00	43	42	0	0	0	0	0	0	0	1	0	0	0	0	0	52.8	59.8
19:15	33	33	0	0	0	0	0	0	0	0	0	0	0	0	0	54.9	61.9
19:30	14	13	0	1	0	0	0	0	0	0	0	0	0	0	0	55.2	64.8
19:45	10	9	0	1	0	0	0	0	0	0	0	0	0	0	0	59.4	-
20:00	9	8	0	1	0	0	0	0	0	0	0	0	0	0	0	55.8	-
20:15	3	3	0	0	0	0	0	0	0	0	0	0	0	0	0	39.5	-
20:30	5	5	0	0	0	0	0	0	0	0	0	0	0	0	0	49.4	-
20:45	10	9	0	1	0	0	0	0	0	0	0	0	0	0	0	51.1	-
21:00	11	9	0	2	0	0	0	0	0	0	0	0	0	0	0	49.4	54.7
21:15	4	4	0	0	0	0	0	0	0	0	0	0	0	0	0	52.2	-
21:30	1	1	0	0	0	0	0	0	0	0	0	0	0	0	0	51.2	-
21:45	4	4	0	0	0	0	0	0	0	0	0	0	0	0	0	54.5	-
22:00	4	4	0	0	0	0	0	0	0	0	0	0	0	0	0	47	-
22:15	3	2	0	1	0	0	0	0	0	0	0	0	0	0	0	41.3	-
22:30	2	0	0	1	1	0	0	0	0	0	0	0	0	0	0	55.1	-
22:45	4	4	0	0	0	0	0	0	0	0	0	0	0	0	0	58.5	-
23:00	5	5	0	0	0	0	0	0	0	0	0	0	0	0	0	38.5	-
23:15	1	1	0	0	0	0	0	0	0	0	0	0	0	0	0	45.9	-
23:30	3	3	0	0	0	0	0	0	0	0	0	0	0	0	0	44.7	-
23:45	4	4	0	0	0	0	0	0	0	0	0	0	0	0	0	45.8	-
00:00	2146	1836	3	226	53	8	0	1	3	10	4	0	0	2	47.2	55.1	
07:09	363	310	2	37	8	2											



15SYD0278

Garema Crt, 15m east of Wirega Ave
Eastbound

Time	Week 1							Averages	
	<u>Sat</u>	<u>Sun</u>	<u>Mon</u>	<u>Tue</u>	<u>Wed</u>	<u>Thu</u>	<u>Fri</u>	Weekday	7-day
	<u>04/06/16</u>	<u>05/06/16</u>	<u>06/06/16</u>	<u>07/06/16</u>	<u>08/06/16</u>	<u>09/06/16</u>	<u>10/06/16</u>		
0000-0100	4	4	4	2	3	4	6	4	4
0100-0200	10	3	5	5	5	3	4	4	5
0200-0300	8	1	8	7	11	11	7	9	8
0300-0400	3	1	16	13	12	10	9	12	9
0400-0500	1	0	17	29	24	24	27	24	17
0500-0600	7	1	62	65	68	62	77	67	49
0600-0700	12	3	78	96	101	102	83	92	68
0700-0800	16	3	103	96	97	125	114	107	79
0800-0900	35	4	104	120	109	110	106	110	84
0900-1000	24	9	80	114	100	96	76	93	71
1000-1100	12	8	78	83	85	80	72	80	60
1100-1200	25	21	76	80	78	87	157	96	75
1200-1300	22	21	72	73	84	77	193	100	77
1300-1400	11	4	81	72	66	84	58	72	54
1400-1500	17	21	63	62	58	70	70	65	52
1500-1600	14	16	39	50	58	48	43	48	38
1600-1700	20	18	66	34	64	50	64	56	45
1700-1800	12	10	47	29	26	37	35	35	28
1800-1900	11	5	70	85	72	71	69	73	55
1900-2000	13	14	74	93	82	109	87	89	67
2000-2100	9	17	25	29	25	24	25	26	22
2100-2200	2	9	9	8	16	12	14	12	10
2200-2300	11	18	13	14	11	9	9	11	12
2300-2400	3	3	2	3	4	5	8	4	4

Totals

0000-0000	302	214	1,192	1,262	1,259	1,310	1,413	1,287	993
0700-0900	51	7	207	216	206	235	220	217	163
1600-1800	32	28	113	63	90	87	99	90	73
Off-Peak	219	179	872	983	963	988	1,094	980	757

15SYD0278

Garema Crt, 15m east of Wirega Ave
Westbound

Time	Week 1							Averages	
	<u>Sat</u>	<u>Sun</u>	<u>Mon</u>	<u>Tue</u>	<u>Wed</u>	<u>Thu</u>	<u>Fri</u>	Weekday	7-day
	<u>04/06/16</u>	<u>05/06/16</u>	<u>06/06/16</u>	<u>07/06/16</u>	<u>08/06/16</u>	<u>09/06/16</u>	<u>10/06/16</u>		
0000-0100	11	4	14	8	14	16	17	14	12
0100-0200	6	4	8	10	4	7	9	8	7
0200-0300	2	2	9	10	7	8	7	8	6
0300-0400	2	0	5	6	7	3	5	5	4
0400-0500	2	1	4	9	8	5	5	6	5
0500-0600	1	0	15	20	12	23	17	17	13
0600-0700	4	1	23	25	20	18	22	22	16
0700-0800	8	2	24	29	26	31	30	28	21
0800-0900	12	3	44	41	32	35	35	37	29
0900-1000	20	6	47	78	51	52	41	54	42
1000-1100	22	2	54	50	72	55	55	57	44
1100-1200	18	4	63	67	67	77	58	66	51
1200-1300	25	20	64	79	74	79	99	79	63
1300-1400	15	9	57	69	56	77	128	77	59
1400-1500	16	12	83	80	87	95	71	83	63
1500-1600	10	6	89	86	95	93	108	94	70
1600-1700	19	5	121	108	121	107	103	112	83
1700-1800	20	15	75	61	63	66	65	66	52
1800-1900	12	12	45	55	29	47	37	43	34
1900-2000	12	8	31	19	41	34	24	30	24
2000-2100	5	17	73	85	96	92	61	81	61
2100-2200	3	7	69	61	52	36	62	56	41
2200-2300	6	21	48	33	42	41	48	42	34
2300-2400	8	3	5	10	10	16	18	12	10

Totals

0000-0000	259	164	1,070	1,099	1,086	1,113	1,125	1,099	845
0700-0900	20	5	68	70	58	66	65	65	50
1600-1800	39	20	196	169	184	173	168	178	136
Off-Peak	200	139	806	860	844	874	892	855	659

15SYD0278

Garema Crt, 15m east of Wirega Ave
 Combined

Time	Week 1							Averages	
	Sat	Sun	Mon	Tue	Wed	Thu	Fri	Weekday	7-day
	04/06/16	05/06/16	06/06/16	07/06/16	08/06/16	09/06/16	10/06/16		
0000-0100	15	8	18	10	17	20	23	18	16
0100-0200	16	7	13	15	9	10	13	12	12
0200-0300	10	3	17	17	18	19	14	17	14
0300-0400	5	1	21	19	19	13	14	17	13
0400-0500	3	1	21	38	32	29	32	30	22
0500-0600	8	1	77	85	80	85	94	84	61
0600-0700	16	4	101	121	121	120	105	114	84
0700-0800	24	5	127	125	123	156	144	135	101
0800-0900	47	7	148	161	141	145	141	147	113
0900-1000	44	15	127	192	151	148	117	147	113
1000-1100	34	10	132	133	157	135	127	137	104
1100-1200	43	25	139	147	145	164	215	162	125
1200-1300	47	41	136	152	158	156	292	179	140
1300-1400	26	13	138	141	122	161	186	150	112
1400-1500	33	33	146	142	145	165	141	148	115
1500-1600	24	22	128	136	153	141	151	142	108
1600-1700	39	23	187	142	185	157	167	168	129
1700-1800	32	25	122	90	89	103	100	101	80
1800-1900	23	17	115	140	101	118	106	116	89
1900-2000	25	22	105	112	123	143	111	119	92
2000-2100	14	34	98	114	121	116	86	107	83
2100-2200	5	16	78	69	68	48	76	68	51
2200-2300	17	39	61	47	53	50	57	54	46
2300-2400	11	6	7	13	14	21	26	16	14

Totals

0000-0000	561	378	2,262	2,361	2,345	2,423	2,538	2,386	1,838
0700-0900	71	12	275	286	264	301	285	282	213
1600-1800	71	48	309	232	274	260	267	268	209
Off-Peak	419	318	1,678	1,843	1,807	1,862	1,986	1,835	1,416

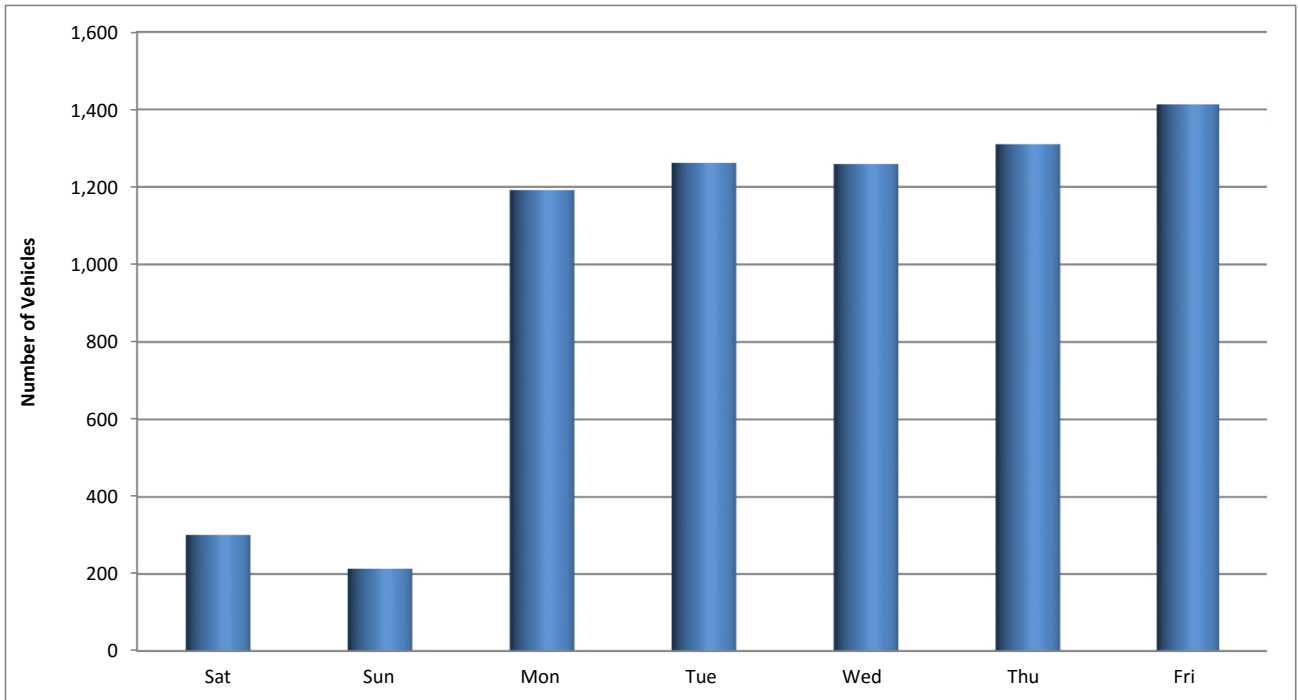
Location: Garema Crt, 15m east of Wirega Ave

Suburb: Kingsgrove

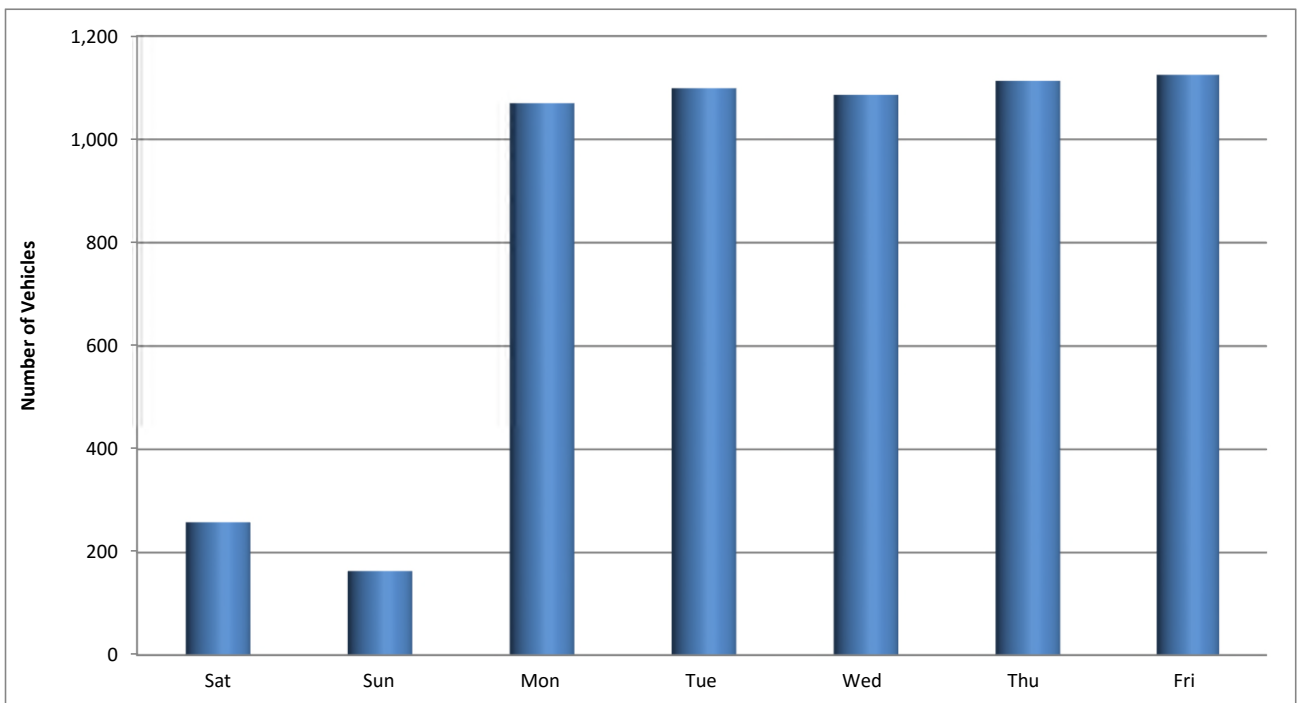
Start: Saturday, 4 June 2016

Finish: Friday, 10 June 2016

Direction: Eastbound



Direction: Westbound



15SYD0278

Garema Crt, 15m east of Wirega Ave
Eastbound

Saturday, 4 June 2016

Time	Total	Cls													Mean	Vpp	
		1	2	3	4	5	6	7	8	9	10	11	12	13			
00:00	3	3	0	0	0	0	0	0	0	0	0	0	0	0	0	31.8	-
00:15	1	1	0	0	0	0	0	0	0	0	0	0	0	0	0	36.6	-
00:30	0	0	0	0	0	0	0	0	0	0	0	0	0	0	0	-	-
00:45	0	0	0	0	0	0	0	0	0	0	0	0	0	0	0	-	-
01:00	3	3	0	0	0	0	0	0	0	0	0	0	0	0	0	24.6	-
01:15	5	5	0	0	0	0	0	0	0	0	0	0	0	0	0	31.9	-
01:30	0	0	0	0	0	0	0	0	0	0	0	0	0	0	0	-	-
01:45	2	2	0	0	0	0	0	0	0	0	0	0	0	0	0	34.5	-
02:00	4	4	0	0	0	0	0	0	0	0	0	0	0	0	0	26.5	-
02:15	1	1	0	0	0	0	0	0	0	0	0	0	0	0	0	31.1	-
02:30	0	0	0	0	0	0	0	0	0	0	0	0	0	0	0	-	-
02:45	3	3	0	0	0	0	0	0	0	0	0	0	0	0	0	28.4	-
03:00	1	1	0	0	0	0	0	0	0	0	0	0	0	0	0	34	-
03:15	2	2	0	0	0	0	0	0	0	0	0	0	0	0	0	32.1	-
03:30	0	0	0	0	0	0	0	0	0	0	0	0	0	0	0	-	-
03:45	0	0	0	0	0	0	0	0	0	0	0	0	0	0	0	-	-
04:00	1	1	0	0	0	0	0	0	0	0	0	0	0	0	0	27.8	-
04:15	0	0	0	0	0	0	0	0	0	0	0	0	0	0	0	-	-
04:30	0	0	0	0	0	0	0	0	0	0	0	0	0	0	0	-	-
04:45	0	0	0	0	0	0	0	0	0	0	0	0	0	0	0	-	-
05:00	0	0	0	0	0	0	0	0	0	0	0	0	0	0	0	-	-
05:15	1	1	0	0	0	0	0	0	0	0	0	0	0	0	0	29.6	-
05:30	0	0	0	0	0	0	0	0	0	0	0	0	0	0	0	-	-
05:45	6	6	0	0	0	0	0	0	0	0	0	0	0	0	0	32.3	-
06:00	3	3	0	0	0	0	0	0	0	0	0	0	0	0	0	33.7	-
06:15	3	2	0	1	0	0	0	0	0	0	0	0	0	0	0	31.8	-
06:30	2	2	0	0	0	0	0	0	0	0	0	0	0	0	0	32	-
06:45	4	2	0	2	0	0	0	0	0	0	0	0	0	0	0	31.2	-
07:00	9	9	0	0	0	0	0	0	0	0	0	0	0	0	0	31.1	-
07:15	2	2	0	0	0	0	0	0	0	0	0	0	0	0	0	32.4	-
07:30	3	3	0	0	0	0	0	0	0	0	0	0	0	0	0	33.8	-
07:45	2	2	0	0	0	0	0	0	0	0	0	0	0	0	0	33.7	-
08:00	8	7	0	1	0	0	0	0	0	0	0	0	0	0	0	32.3	-
08:15	10	9	0	1	0	0	0	0	0	0	0	0	0	0	0	30.5	-
08:30	6	5	0	1	0	0	0	0	0	0	0	0	0	0	0	30.8	-
08:45	11	8	0	3	0	0	0	0	0	0	0	0	0	0	0	32.2	37.4
09:00	10	9	0	1	0	0	0	0	0	0	0	0	0	0	0	33.2	-
09:15	5	5	0	0	0	0	0	0	0	0	0	0	0	0	0	33.6	-
09:30	7	6	0	1	0	0	0	0	0	0	0	0	0	0	0	32	-
09:45	2	1	0	1	0	0	0	0	0	0	0	0	0	0	0	34	-
10:00	2	1	0	1	0	0	0	0	0	0	0	0	0	0	0	28.2	-
10:15	6	6	0	0	0	0	0	0	0	0	0	0	0	0	0	30.9	-
10:30	2	2	0	0	0	0	0	0	0	0	0	0	0	0	0	26	-
10:45	2	2	0	0	0	0	0	0	0	0	0	0	0	0	0	33.7	-
11:00	6	6	0	0	0	0	0	0	0	0	0	0	0	0	0	34.7	-
11:15	5	5	0	0	0	0	0	0	0	0	0	0	0	0	0	33.1	-
11:30	5	5	0	0	0	0	0	0	0	0	0	0	0	0	0	30.4	-
11:45	9	9	0	0	0	0	0	0	0	0	0	0	0	0	0	35.8	-
12:00	7	6	0	1	0	0	0	0	0	0	0	0	0	0	0	32.5	-
12:15	8	8	0	0	0	0	0	0	0	0	0	0	0	0	0	29.2	-
12:30	5	5	0	0	0	0	0	0	0	0	0	0	0	0	0	24.3	-
12:45	2	1	0	1	0	0	0	0	0	0	0	0	0	0	0	32.1	-
13:00	3	3	0	0	0	0	0	0	0	0	0	0	0	0	0	30.1	-
13:15	1	1	0	0	0	0	0	0	0	0	0	0	0	0	0	34	-
13:30	1	1	0	0	0	0	0	0	0	0	0	0	0	0	0	21.2	-
13:45	6	5	0	1	0	0	0	0	0	0	0	0	0	0	0	30.9	-
14:00	6	6	0	0	0	0	0	0	0	0	0	0	0	0	0	33.3	-
14:15	6	6	0	0	0	0	0	0	0	0	0	0	0	0	0	32.6	-
14:30	3	3	0	0	0	0	0	0	0	0	0	0	0	0	0	32.8	-
14:45	2	2	0	0	0	0	0	0	0	0	0	0	0	0	0	25.4	-
15:00	3	3	0	0	0	0	0	0	0	0	0	0	0	0	0	33.8	-
15:15	3	3	0	0	0	0	0	0	0	0	0	0	0	0	0	31.1	-
15:30	6	5	1	0	0	0	0	0	0	0	0	0	0	0	0	31.8	-
15:45	2	2	0	0	0	0	0	0	0	0	0	0	0	0	0	24.1	-
16:00	2	2	0	0	0	0	0	0	0	0	0	0	0	0	0	30	-
16:15	8	8	0	0	0	0	0	0	0	0	0	0	0	0	0	35.2	-
16:30	2	2	0	0	0	0	0	0	0	0	0	0	0	0	0	36.1	-
16:45	8	8	0	0	0	0	0	0	0	0	0	0	0	0	0	34.1	-
17:00	6	6	0	0	0	0	0	0	0	0	0	0	0	0	0	35.9	-
17:15	3	3	0	0	0	0	0	0	0	0	0	0	0	0	0	35.2	-
17:30	2	2	0	0	0	0	0	0	0	0	0	0	0	0	0	41.3	-
17:45	1	1	0	0	0	0	0	0	0	0	0	0	0	0	0	32.4	-
18:00	6	6	0	0	0	0	0	0	0	0	0	0	0	0	0	34.1	-
18:15	1	1	0	0	0	0	0	0	0	0	0	0	0	0	0	36	-
18:30	2	2	0	0	0	0	0	0	0	0	0	0	0	0	0	30.6	-
18:45	2	2	0	0	0	0	0	0	0	0	0	0	0	0	0	33	-
19:00	5	4	0	1	0	0	0	0	0	0	0	0	0	0	0	31.8	-
19:15	5	5	0	0	0	0	0	0	0	0	0	0	0	0	0	33	-
19:30	3	3	0	0	0	0	0	0	0	0	0	0	0	0	0	33.9	-
19:45	0	0	0	0	0	0	0	0	0	0	0	0	0	0	0	-	-
20:00	3	3	0	0	0	0	0	0	0	0	0	0	0	0	0	40.2	-
20:15	2	2	0	0	0	0	0	0	0	0	0	0	0	0	0	33.7	-
20:30	1	1	0	0	0	0	0	0	0	0	0	0	0	0	0	33.3	-
20:45	3	3	0	0	0	0	0	0	0	0	0	0	0	0	0	37.4	-
21:00	0	0	0	0	0	0	0	0	0	0	0	0	0	0	0	-	-
21:15	0	0	0	0	0	0	0	0	0	0	0	0	0	0	0	-	-
21:30	1	1	0	0	0	0	0	0	0	0	0	0	0	0	0	43.3	-
21:45	1	1	0	0	0	0	0	0	0	0	0	0	0	0	0	16	-
22:00	5	5	0	0	0	0	0	0	0	0	0	0	0	0	0	26.2	-
22:15	2	2	0	0	0	0	0	0	0	0	0	0	0	0	0	32.7	-
22:30	2	2	0	0	0	0	0	0	0	0	0	0	0	0	0	32.4	-
22:45	2	2	0	0	0	0	0	0	0	0	0	0	0	0	0	31.5	-
23:00	0	0	0	0	0	0	0	0	0	0	0	0	0	0	0	-	-
23:15	1	1	0	0	0	0	0	0	0	0	0	0	0	0	0	34.9	-
23:30	0	0	0	0	0	0	0	0	0	0	0	0	0	0	0	-	-
23:45	2	2	0	0	0	0	0	0	0	0	0	0	0	0	0	35.3	-
00-00	302	284	1	17	0	0	0	0	0	0	0	0	0	0	0	32.1	36.7
07-09	51	45	0	6	0	0	0	0	0	0	0	0	0	0	0	31.7	35.6
16-18	32	32	0	0	0	0	0	0	0	0	0	0	0	0	0	35.1	38.2
Off-Peak	219	207	1	11	0	0	0	0									

15SYD0278

Garema Crt, 15m east of Wirega Ave
Eastbound

Monday, 6 June 2016

Time	Total	Cls													Mean	Vpp		
		1	2	3	4	5	6	7	8	9	10	11	12	13				
00:00	0	0	0	0	0	0	0	0	0	0	0	0	0	0	0	0	-	-
00:15	0	0	0	0	0	0	0	0	0	0	0	0	0	0	0	0	-	-
00:30	3	3	0	0	0	0	0	0	0	0	0	0	0	0	0	32.6	-	
00:45	1	1	0	0	0	0	0	0	0	0	0	0	0	0	0	31.9	-	
01:00	0	0	0	0	0	0	0	0	0	0	0	0	0	0	0	-	-	
01:15	2	2	0	0	0	0	0	0	0	0	0	0	0	0	0	31.8	-	
01:30	1	0	0	0	1	0	0	0	0	0	0	0	0	0	0	32.5	-	
01:45	2	2	0	0	0	0	0	0	0	0	0	0	0	0	0	35.3	-	
02:00	2	2	0	0	0	0	0	0	0	0	0	0	0	0	0	28.4	-	
02:15	1	1	0	0	0	0	0	0	0	0	0	0	0	0	0	33.8	-	
02:30	2	1	0	1	0	0	0	0	0	0	0	0	0	0	0	34.1	-	
02:45	3	3	0	0	0	0	0	0	0	0	0	0	0	0	0	35.4	-	
03:00	4	3	0	1	0	0	0	0	0	0	0	0	0	0	0	34	-	
03:15	5	5	0	0	0	0	0	0	0	0	0	0	0	0	0	36.4	-	
03:30	1	1	0	0	0	0	0	0	0	0	0	0	0	0	0	40.2	-	
03:45	6	6	0	0	0	0	0	0	0	0	0	0	0	0	0	34.2	-	
04:00	2	2	0	0	0	0	0	0	0	0	0	0	0	0	0	33.8	-	
04:15	6	4	0	1	0	0	0	0	0	1	0	0	0	0	0	29.9	-	
04:30	6	6	0	0	0	0	0	0	0	0	0	0	0	0	0	34.8	-	
04:45	3	3	0	0	0	0	0	0	0	0	0	0	0	0	0	32.4	-	
05:00	6	6	0	0	0	0	0	0	0	0	0	0	0	0	0	32.9	-	
05:15	6	6	0	0	0	0	0	0	0	0	0	0	0	0	0	35.8	-	
05:30	16	13	0	2	0	1	0	0	0	0	0	0	0	0	0	31.4	35.6	
05:45	34	32	0	0	1	1	0	0	0	0	0	0	0	0	0	32.7	35.3	
06:00	15	14	0	0	0	0	0	0	0	1	0	0	0	0	0	30.9	37.1	
06:15	20	19	0	1	0	0	0	0	0	0	0	0	0	0	0	30.4	32.4	
06:30	22	21	0	0	1	0	0	0	0	0	0	0	0	0	0	30.2	34.6	
06:45	21	20	0	0	1	0	0	0	0	0	0	0	0	0	0	31.2	35.6	
07:00	17	16	0	1	0	0	0	0	0	0	0	0	0	0	0	29.1	31	
07:15	30	28	0	2	0	0	0	0	0	0	0	0	0	0	0	30.5	34.9	
07:30	32	28	0	2	1	0	0	0	0	1	0	0	0	0	0	29	34.6	
07:45	24	17	0	5	1	1	0	0	0	0	0	0	0	0	0	28.9	33.5	
08:00	28	25	0	3	0	0	0	0	0	0	0	0	0	0	0	31	34.2	
08:15	27	26	0	1	0	0	0	0	0	0	0	0	0	0	0	30.8	34.6	
08:30	17	15	0	2	0	0	0	0	0	0	0	0	0	0	0	31.4	34.9	
08:45	32	28	0	2	1	0	0	0	1	0	0	0	0	0	0	31.1	35.3	
09:00	24	17	0	5	1	1	0	0	0	0	0	0	0	0	0	30	35.3	
09:15	19	16	0	3	0	0	0	0	0	0	0	0	0	0	0	31.6	35.6	
09:30	25	21	0	3	1	0	0	0	0	0	0	0	0	0	0	28.2	31.3	
09:45	12	11	0	1	0	0	0	0	0	0	0	0	0	0	0	29.2	34.6	
10:00	21	15	0	6	0	0	0	0	0	0	0	0	0	0	0	29.4	33.5	
10:15	24	18	1	5	0	0	0	0	0	0	0	0	0	0	0	31.6	35.3	
10:30	15	10	1	2	0	2	0	0	0	0	0	0	0	0	0	29.6	34.9	
10:45	18	16	0	2	0	0	0	0	0	0	0	0	0	0	0	29.7	33.1	
11:00	22	16	0	2	1	3	0	0	0	0	0	0	0	0	0	27.7	33.8	
11:15	19	13	0	4	0	2	0	0	0	0	0	0	0	0	0	28.6	33.5	
11:30	20	18	0	2	0	0	0	0	0	0	0	0	0	0	0	29.9	33.5	
11:45	15	13	0	1	1	0	0	0	0	0	0	0	0	0	0	31.7	37.4	
12:00	20	13	0	4	2	0	0	0	0	0	0	0	0	1	27	34.6		
12:15	20	15	0	3	1	0	0	0	0	0	0	0	0	1	28.6	32.4		
12:30	19	15	0	3	0	1	0	0	0	0	0	0	0	0	0	30.4	34.9	
12:45	13	11	0	1	1	0	0	0	0	0	0	0	0	0	0	32.1	37.1	
13:00	16	13	1	2	0	0	0	0	0	0	0	0	0	0	0	33.3	37.1	
13:15	26	19	0	3	2	0	0	0	0	1	0	0	0	1	28.7	32.4		
13:30	15	13	0	2	0	0	0	0	0	0	0	0	0	0	0	28.5	32	
13:45	24	19	0	5	0	0	0	0	0	0	0	0	0	0	0	30.5	33.8	
14:00	19	19	0	0	0	0	0	0	0	0	0	0	0	0	0	32.2	37.4	
14:15	15	13	0	2	0	0	0	0	0	0	0	0	0	0	0	29.5	33.1	
14:30	11	9	0	2	0	0	0	0	0	0	0	0	0	0	0	30.1	30.6	
14:45	18	14	0	3	1	0	0	0	0	0	0	0	0	0	0	30.2	37.1	
15:00	9	7	0	2	0	0	0	0	0	0	0	0	0	0	0	28.1	-	
15:15	9	8	1	0	0	0	0	0	0	0	0	0	0	0	0	33.2	-	
15:30	13	7	0	6	0	0	0	0	0	0	0	0	0	0	0	29.1	37.1	
15:45	8	6	0	2	0	0	0	0	0	0	0	0	0	0	0	31.3	-	
16:00	17	14	0	1	1	0	0	0	0	0	0	0	0	1	29.5	34.9		
16:15	16	13	0	0	2	0	0	0	0	0	0	0	0	1	31.9	39.2		
16:30	14	13	0	1	0	0	0	0	0	0	0	0	0	0	0	35.4	39.6	
16:45	19	19	0	0	0	0	0	0	0	0	0	0	0	0	0	36.1	40	
17:00	24	24	0	0	0	0	0	0	0	0	0	0	0	0	0	35.9	38.5	
17:15	9	8	0	1	0	0	0	0	0	0	0	0	0	0	0	33.6	-	
17:30	8	4	0	4	0	0	0	0	0	0	0	0	0	0	0	32.4	-	
17:45	6	2	0	3	1	0	0	0	0	0	0	0	0	0	0	32	-	
18:00	8	7	0	1	0	0	0	0	0	0	0	0	0	0	0	33.8	-	
18:15	7	6	0	1	0	0	0	0	0	0	0	0	0	0	0	33	-	
18:30	18	17	0	1	0	0	0	0	0	0	0	0	0	0	0	33.9	36.4	
18:45	37	37	0	0	0	0	0	0	0	0	0	0	0	0	0	34.8	37.8	
19:00	33	33	0	0	0	0	0	0	0	0	0	0	0	0	0	35.6	40.3	
19:15	23	23	0	0	0	0	0	0	0	0	0	0	0	0	0	34.3	37.1	
19:30	13	13	0	0	0	0	0	0	0	0	0	0	0	0	0	34.4	36.4	
19:45	5	5	0	0	0	0	0	0	0	0	0	0	0	0	0	30.7	-	
20:00	8	8	0	0	0	0	0	0	0	0	0	0	0	0	0	37.2	-	
20:15	10	10	0	0	0	0	0	0	0	0	0	0	0	0	0	34.1	-	
20:30	5	5	0	0	0	0	0	0	0	0	0	0	0	0	0	35.3	-	
20:45	2	2	0	0	0	0	0	0	0	0	0	0	0	0	0	31.7	-	
21:00	6	6	0	0	0	0	0	0	0	0	0	0	0	0	0	37.1	-	
21:15	1	1	0	0	0	0	0	0	0	0	0	0	0	0	0	30.7	-	
21:30	0	0	0	0	0	0	0	0	0	0	0	0	0	0	0	-	-	
21:45	2	2	0	0	0	0	0	0	0	0	0	0	0	0	0	34.4	-	
22:00	6	4	0	2	0	0	0	0	0	0	0	0	0	0	0	34.2	-	
22:15	3	3	0	0	0	0	0	0	0	0	0	0	0	0	0	34.9	-	
22:30	2	2	0	0	0	0	0	0	0	0	0	0	0	0	0	35.1	-	
22:45	2	2	0	0	0	0	0	0	0	0	0	0	0	0	0	22.8	-	
23:00	0	0	0	0	0	0	0	0	0	0	0	0	0	0	0	-	-	
23:15	0	0	0	0	0	0	0	0	0	0	0	0	0	0	0	-	-	
23:30	2	1	0	1	0	0	0	0	0	0	0	0	0	0	0	22.7	-	
23:45	0	0	0	0	0	0	0	0	0	0	0	0	0	0	0	-	-	
00-00	1192	1028	4	116	22	12	0	0	1	4	0	0	0	5	31.4	36.7		
07-09	207	183	0	18	3	1	0	0	1	1	0	0	0	0	30.2	34.9		
16-18	113	97	0	10	4	0	0	0	0	0	0	0	0	2	33.7	38.9		
Off-Peak																		

15SYD0278

Garema Crt, 15m east of Wirega Ave
Eastbound

Wednesday, 8 June 2016

Time	Total	Cls	Cls	Cls	Cls	Cls	Cls	Cls	Cls	Cls	Cls	Cls	Cls	Cls	Mean	Vpp
		1	2	3	4	5	6	7	8	9	10	11	12	13		85
00:00	0	0	0	0	0	0	0	0	0	0	0	0	0	0	-	-
00:15	1	1	0	0	0	0	0	0	0	0	0	0	0	0	41.8	-
00:30	1	1	0	0	0	0	0	0	0	0	0	0	0	0	39	-
00:45	1	1	0	0	0	0	0	0	0	0	0	0	0	0	26.6	-
01:00	0	0	0	0	0	0	0	0	0	0	0	0	0	0	-	-
01:15	3	2	0	0	0	1	0	0	0	0	0	0	0	0	30.8	-
01:30	2	1	0	0	1	0	0	0	0	0	0	0	0	0	35.2	-
01:45	0	0	0	0	0	0	0	0	0	0	0	0	0	0	-	-
02:00	3	2	0	1	0	0	0	0	0	0	0	0	0	0	30.7	-
02:15	2	2	0	0	0	0	0	0	0	0	0	0	0	0	32.8	-
02:30	4	4	0	0	0	0	0	0	0	0	0	0	0	0	37.1	-
02:45	2	2	0	0	0	0	0	0	0	0	0	0	0	0	37.2	-
03:00	3	3	0	0	0	0	0	0	0	0	0	0	0	0	40.3	-
03:15	6	6	0	0	0	0	0	0	0	0	0	0	0	0	37.2	-
03:30	1	1	0	0	0	0	0	0	0	0	0	0	0	0	42.5	-
03:45	2	2	0	0	0	0	0	0	0	0	0	0	0	0	30.6	-
04:00	6	5	0	1	0	0	0	0	0	0	0	0	0	0	29.9	-
04:15	5	5	0	0	0	0	0	0	0	0	0	0	0	0	32.6	-
04:30	3	1	0	2	0	0	0	0	0	0	0	0	0	0	31.6	-
04:45	10	9	0	0	0	1	0	0	0	0	0	0	0	0	32.5	-
05:00	14	13	0	1	0	0	0	0	0	0	0	0	0	0	32.5	37.4
05:15	9	8	0	0	1	0	0	0	0	0	0	0	0	0	31.6	-
05:30	18	17	0	1	0	0	0	0	0	0	0	0	0	0	31.4	33.8
05:45	27	23	0	3	1	0	0	0	0	0	0	0	0	0	31.9	35.3
06:00	14	14	0	0	0	0	0	0	0	0	0	0	0	0	32.3	35.3
06:15	27	25	0	2	0	0	0	0	0	0	0	0	0	0	31.2	34.9
06:30	26	25	0	1	0	0	0	0	0	0	0	0	0	0	31.5	36.4
06:45	34	25	0	4	4	1	0	0	0	0	0	0	0	0	29.1	33.8
07:00	31	27	0	2	1	0	0	0	0	0	1	0	0	0	30	35.6
07:15	20	17	0	2	1	0	0	0	0	0	0	0	0	0	29.9	36.4
07:30	23	22	0	1	0	0	0	0	0	0	0	0	0	0	32.5	34.6
07:45	23	18	0	2	1	1	0	0	0	0	1	0	0	0	29.4	34.9
08:00	24	21	0	1	1	0	0	0	0	1	0	0	0	0	28.9	32
08:15	26	26	0	0	0	0	0	0	0	0	0	0	0	0	31.7	36
08:30	29	23	0	3	2	1	0	0	0	0	0	0	0	0	28.7	33.5
08:45	30	24	0	4	1	1	0	0	0	0	0	0	0	0	30.5	34.6
09:00	25	22	0	2	1	0	0	0	0	0	0	0	0	0	29.4	34.9
09:15	31	26	0	4	0	0	0	0	0	1	0	0	0	0	29.8	33.1
09:30	19	14	0	5	0	0	0	0	0	0	0	0	0	0	29.5	33.1
09:45	25	19	0	5	1	0	0	0	0	0	0	0	0	0	31.2	33.1
10:00	22	15	0	4	2	0	0	0	0	0	0	0	0	1	28.2	34.9
10:15	17	9	0	7	1	0	0	0	0	0	0	0	0	0	29	35.3
10:30	26	14	0	8	2	1	0	0	0	0	0	0	0	1	24.9	30.2
10:45	20	17	0	1	1	0	0	0	1	0	0	0	0	0	28.9	33.8
11:00	15	13	0	1	0	1	0	0	0	0	0	0	0	0	29.7	36
11:15	20	16	0	3	1	0	0	0	0	0	0	0	0	0	28.6	35.3
11:30	22	16	0	6	0	0	0	0	0	0	0	0	0	0	29.2	31.7
11:45	21	19	0	2	0	0	0	0	0	0	0	0	0	0	32.7	38.9
12:00	21	19	0	2	0	0	0	0	0	0	0	0	0	0	32.3	38.9
12:15	20	17	0	2	0	1	0	0	0	0	0	0	0	0	28.6	34.2
12:30	20	15	0	3	0	2	0	0	0	0	0	0	0	0	29.7	34.9
12:45	23	18	0	4	1	0	0	0	0	0	0	0	0	0	30.2	34.2
13:00	17	13	0	1	0	2	0	0	0	1	0	0	0	0	28.9	33.8
13:15	15	11	0	1	1	0	0	1	0	1	0	0	0	0	26.2	31.3
13:30	17	15	0	2	0	0	0	0	0	0	0	0	0	0	31.8	36.7
13:45	17	12	0	3	1	1	0	0	0	0	0	0	0	0	30.1	33.5
14:00	24	23	0	0	0	1	0	0	0	0	0	0	0	0	31.8	34.9
14:15	9	7	0	1	0	1	0	0	0	0	0	0	0	0	29.3	-
14:30	11	9	1	0	0	0	0	0	1	0	0	0	0	0	30.2	34.6
14:45	14	12	0	2	0	0	0	0	0	0	0	0	0	0	32.8	36.4
15:00	15	12	0	1	1	0	0	0	0	0	0	0	0	1	29.9	37.1
15:15	10	9	0	1	0	0	0	0	0	0	0	0	0	0	31.9	-
15:30	17	11	0	4	2	0	0	0	0	0	0	0	0	0	28.7	34.6
15:45	16	11	0	5	0	0	0	0	0	0	0	0	0	0	32.2	36
16:00	17	14	0	3	0	0	0	0	0	0	0	0	0	0	33.6	36.4
16:15	13	10	0	3	0	0	0	0	0	0	0	0	0	0	30	34.2
16:30	12	11	0	0	0	1	0	0	0	0	0	0	0	0	32.3	36.4
16:45	22	20	0	1	1	0	0	0	0	0	0	0	0	0	32.6	36.4
17:00	4	4	0	0	0	0	0	0	0	0	0	0	0	0	32.3	-
17:15	9	7	0	2	0	0	0	0	0	0	0	0	0	0	33.7	-
17:30	9	8	0	1	0	0	0	0	0	0	0	0	0	0	34.2	-
17:45	4	3	0	1	0	0	0	0	0	0	0	0	0	0	27.9	-
18:00	5	3	0	1	1	0	0	0	0	0	0	0	0	0	31.6	-
18:15	12	11	0	1	0	0	0	0	0	0	0	0	0	0	32.9	37.8
18:30	20	17	0	3	0	0	0	0	0	0	0	0	0	0	33.5	37.1
18:45	35	35	0	0	0	0	0	0	0	0	0	0	0	0	34.4	37.8
19:00	31	31	0	0	0	0	0	0	0	0	0	0	0	0	36.5	42.8
19:15	34	34	0	0	0	0	0	0	0	0	0	0	0	0	33.7	38.5
19:30	11	11	0	0	0	0	0	0	0	0	0	0	0	0	34.4	38.2
19:45	6	6	0	0	0	0	0	0	0	0	0	0	0	0	35.7	-
20:00	4	4	0	0	0	0	0	0	0	0	0	0	0	0	36.2	-
20:15	3	3	0	0	0	0	0	0	0	0	0	0	0	0	31.1	-
20:30	8	8	0	0	0	0	0	0	0	0	0	0	0	0	32	-
20:45	10	10	0	0	0	0	0	0	0	0	0	0	0	0	35.4	-
21:00	7	7	0	0	0	0	0	0	0	0	0	0	0	0	34.1	-
21:15	5	5	0	0	0	0	0	0	0	0	0	0	0	0	30.1	-
21:30	1	1	0	0	0	0	0	0	0	0	0	0	0	0	31.6	-
21:45	3	3	0	0	0	0	0	0	0	0	0	0	0	0	35.8	-
22:00	1	1	0	0	0	0	0	0	0	0	0	0	0	0	46.4	-
22:15	5	5	0	0	0	0	0	0	0	0	0	0	0	0	34.3	-
22:30	5	4	0	1	0	0	0	0	0	0	0	0	0	0	36.1	-
22:45	0	0	0	0	0	0	0	0	0	0	0	0	0	0	-	-
23:00	2	2	0	0	0	0	0	0	0	0	0	0	0	0	27.2	-
23:15	0	0	0	0	0	0	0	0	0	0	0	0	0	0	-	-
23:30	1	1	0	0	0	0	0	0	0	0	0	0	0	0	32.5	-
23:45	1	0	0	1	0	0	0	0	0	0	0	0	0	0	31.9	-
00-00	1259	1069	1	129	31	17	0	1	2	4	2	0	0	3	31.1	36.7
07-09	206	178	0	15	7	3	0	0	0	1	2	0	0	0	30.2	34.9
16-18	90	77	0	11	1	1	0	0	0	0	0	0	0	0	32.4	37.1
Off-Peak	963	814	1	103	23	13	0	1	2	3	0	0	0	3		

15SYD0278

Garema Crt, 15m east of Wirega Ave
Eastbound

Thursday, 9 June 2016

Time	Total	Cls	Cls	Cls	Cls	Cls	Cls	Cls	Cls	Cls	Cls	Cls	Cls	Cls	Cls	Mean	Vpp
		1	2	3	4	5	6	7	8	9	10	11	12	13		85	
00:00	0	0	0	0	0	0	0	0	0	0	0	0	0	0	0	-	-
00:15	1	1	0	0	0	0	0	0	0	0	0	0	0	0	0	40.5	-
00:30	1	1	0	0	0	0	0	0	0	0	0	0	0	0	0	37.8	-
00:45	2	1	1	0	0	0	0	0	0	0	0	0	0	0	0	28.6	-
01:00	0	0	0	0	0	0	0	0	0	0	0	0	0	0	0	-	-
01:15	1	1	0	0	0	0	0	0	0	0	0	0	0	0	0	36.4	-
01:30	1	0	0	0	0	1	0	0	0	0	0	0	0	0	0	25.7	-
01:45	1	0	0	1	0	0	0	0	0	0	0	0	0	0	0	37.7	-
02:00	3	3	0	0	0	0	0	0	0	0	0	0	0	0	0	34.3	-
02:15	1	1	0	0	0	0	0	0	0	0	0	0	0	0	0	33	-
02:30	1	1	0	0	0	0	0	0	0	0	0	0	0	0	0	25.7	-
02:45	6	4	0	1	1	0	0	0	0	0	0	0	0	0	0	36.7	-
03:00	3	2	0	0	0	1	0	0	0	0	0	0	0	0	0	35.1	-
03:15	3	3	0	0	0	0	0	0	0	0	0	0	0	0	0	34.4	-
03:30	1	1	0	0	0	0	0	0	0	0	0	0	0	0	0	34.3	-
03:45	3	3	0	0	0	0	0	0	0	0	0	0	0	0	0	31.6	-
04:00	5	5	0	0	0	0	0	0	0	0	0	0	0	0	0	31.9	-
04:15	6	5	0	1	0	0	0	0	0	0	0	0	0	0	0	30.7	-
04:30	7	6	0	1	0	0	0	0	0	0	0	0	0	0	0	35.5	-
04:45	6	6	0	0	0	0	0	0	0	0	0	0	0	0	0	32.9	-
05:00	5	5	0	0	0	0	0	0	0	0	0	0	0	0	0	35.4	-
05:15	12	7	0	2	2	1	0	0	0	0	0	0	0	0	0	31.6	33.1
05:30	17	15	0	1	1	0	0	0	0	0	0	0	0	0	0	30.4	34.6
05:45	28	25	0	2	0	0	0	0	0	0	0	0	0	1	0	28.8	35.3
06:00	15	12	0	0	1	2	0	0	0	0	0	0	0	0	0	28.6	32.4
06:15	28	27	0	1	0	0	0	0	0	0	0	0	0	0	0	31.5	36.7
06:30	26	22	0	1	2	0	0	0	0	1	0	0	0	0	0	30.4	34.2
06:45	33	26	0	2	3	0	0	0	0	2	0	0	0	0	0	27.7	33.1
07:00	21	19	0	1	1	0	0	0	0	0	0	0	0	0	0	30.6	34.9
07:15	35	29	0	3	2	1	0	0	0	0	0	0	0	0	0	30.4	35.3
07:30	29	28	0	0	1	0	0	0	0	0	0	0	0	0	0	33.1	39.2
07:45	40	33	0	4	0	1	0	0	0	1	1	0	0	0	0	31	34.2
08:00	22	14	1	5	1	0	0	0	0	1	0	0	0	0	0	29.2	33.8
08:15	31	26	0	1	3	0	0	0	0	1	0	0	0	0	0	31.9	34.2
08:30	32	26	0	5	1	0	0	0	0	0	0	0	0	0	0	30.7	34.2
08:45	25	21	0	3	0	0	0	0	0	0	0	0	0	1	0	29.8	34.2
09:00	23	21	0	1	0	1	0	0	0	0	0	0	0	0	0	31.6	36.7
09:15	26	21	0	3	2	0	0	0	0	0	0	0	0	0	0	29.5	33.8
09:30	24	20	0	3	1	0	0	0	0	0	0	0	0	0	0	29.3	33.5
09:45	23	18	0	4	0	0	0	0	0	0	0	1	0	0	0	30.3	36
10:00	23	21	0	1	1	0	0	0	0	0	0	0	0	0	0	28.6	32.8
10:15	17	14	0	0	2	1	0	0	0	0	0	0	0	0	0	26.9	32
10:30	19	8	0	10	1	0	0	0	0	0	0	0	0	0	0	26.4	29.9
10:45	21	19	0	2	0	0	0	0	0	0	0	0	0	0	0	31.8	36.4
11:00	25	24	0	1	0	0	0	0	0	0	0	0	0	0	0	31.2	36.7
11:15	20	18	0	0	0	1	0	0	0	1	0	0	0	0	0	28.2	32
11:30	15	13	0	1	1	0	0	0	0	0	0	0	0	0	0	29.2	32
11:45	27	26	0	0	1	0	0	0	0	0	0	0	0	0	0	30.6	34.9
12:00	23	20	0	2	0	0	0	0	0	1	0	0	0	0	0	27.4	34.9
12:15	23	17	0	5	0	1	0	0	0	0	0	0	0	0	0	28.9	34.9
12:30	17	14	0	2	0	0	0	0	0	0	0	0	0	1	0	29.6	33.5
12:45	14	13	0	1	0	0	0	0	0	0	0	0	0	0	0	32.5	35.3
13:00	15	10	0	5	0	0	0	0	0	0	0	0	0	0	0	32.7	37.4
13:15	21	19	0	2	0	0	0	0	0	0	0	0	0	0	0	32.9	37.1
13:30	23	20	0	2	1	0	0	0	0	0	0	0	0	0	0	29.6	34.2
13:45	25	19	0	3	1	0	0	0	0	1	0	0	0	1	0	28.4	32.8
14:00	23	19	0	4	0	0	0	0	0	0	0	0	0	0	0	30.3	34.9
14:15	21	20	0	1	0	0	0	0	0	0	0	0	0	0	0	31.2	36.4
14:30	7	6	0	1	0	0	0	0	0	0	0	0	0	0	0	27.1	-
14:45	19	17	0	2	0	0	0	0	0	0	0	0	0	0	0	30.6	35.6
15:00	8	6	0	2	0	0	0	0	0	0	0	0	0	0	0	35.3	-
15:15	11	10	0	1	0	0	0	0	0	0	0	0	0	0	0	30.9	34.6
15:30	18	17	0	1	0	0	0	0	0	0	0	0	0	0	0	32.6	39.2
15:45	11	5	0	3	2	0	0	0	0	0	0	0	0	1	0	29.3	32
16:00	9	6	1	2	0	0	0	0	0	0	0	0	0	0	0	33.7	-
16:15	16	16	0	0	0	0	0	0	0	0	0	0	0	0	0	33.7	39.6
16:30	14	13	0	1	0	0	0	0	0	0	0	0	0	0	0	34.6	37.4
16:45	11	9	0	2	0	0	0	0	0	0	0	0	0	0	0	35	37.4
17:00	16	14	0	2	0	0	0	0	0	0	0	0	0	0	0	36.1	41.8
17:15	10	7	0	3	0	0	0	0	0	0	0	0	0	0	0	32.3	-
17:30	5	5	0	0	0	0	0	0	0	0	0	0	0	0	0	35.1	-
17:45	6	3	0	3	0	0	0	0	0	0	0	0	0	0	0	33.8	-
18:00	11	9	0	2	0	0	0	0	0	0	0	0	0	0	0	34.7	39.2
18:15	11	7	0	2	2	0	0	0	0	0	0	0	0	0	0	32.9	38.5
18:30	19	18	0	1	0	0	0	0	0	0	0	0	0	0	0	34.9	37.4
18:45	30	27	0	2	1	0	0	0	0	0	0	0	0	0	0	35.4	38.2
19:00	44	41	0	1	1	0	0	0	0	0	0	0	0	1	0	32.8	36.7
19:15	32	31	0	0	0	0	0	0	0	0	0	0	0	1	0	34.9	38.5
19:30	17	17	0	0	0	0	0	0	0	0	0	0	0	0	0	34.6	35.6
19:45	16	16	0	0	0	0	0	0	0	0	0	0	0	0	0	36.5	40
20:00	8	8	0	0	0	0	0	0	0	0	0	0	0	0	0	35.5	-
20:15	4	4	0	0	0	0	0	0	0	0	0	0	0	0	0	35.3	-
20:30	4	4	0	0	0	0	0	0	0	0	0	0	0	0	0	35.5	-
20:45	8	8	0	0	0	0	0	0	0	0	0	0	0	0	0	35.6	-
21:00	3	2	0	0	1	0	0	0	0	0	0	0	0	0	0	36	-
21:15	3	3	0	0	0	0	0	0	0	0	0	0	0	0	0	34.6	-
21:30	2	1	0	1	0	0	0	0	0	0	0	0	0	0	0	30.2	-
21:45	4	4	0	0	0	0	0	0	0	0	0	0	0	0	0	32.9	-
22:00	3	3	0	0	0	0	0	0	0	0	0	0	0	0	0	36.3	-
22:15	2	2	0	0	0	0	0	0	0	0	0	0	0	0	0	38.7	-
22:30	2	2	0	0	0	0	0	0	0	0	0	0	0	0	0	37.4	-
22:45	2	1	0	1	0	0	0	0	0	0	0	0	0	0	0	35.3	-
23:00	0	0	0	0	0	0	0	0	0	0	0	0	0	0	0	-	-
23:15	1	1	0	0	0	0	0	0	0	0	0	0	0	0	0	37	-
23:30	2	1	0	1	0	0	0	0	0	0	0	0	0	0	0	24.1	-
23:45	2	2	0	0	0	0	0	0	0	0	0	0	0	0	0	35.1	-
00-00	1310	1119	3	122	36	12	0	0	0	9	1	1	0	7	31.4	36.7	
07-09	235	196															

15SYD0278

Garema Crt, 15m east of Wirega Ave
Eastbound

Friday, 10 June 2016

Time	Total	Cls	Cls	Cls	Cls	Cls	Cls	Cls	Cls	Cls	Cls	Cls	Cls	Cls	Mean	Vpp
		1	2	3	4	5	6	7	8	9	10	11	12	13		85
00:00	2	2	0	0	0	0	0	0	0	0	0	0	0	0	27.2	-
00:15	0	0	0	0	0	0	0	0	0	0	0	0	0	0	-	-
00:30	3	3	0	0	0	0	0	0	0	0	0	0	0	0	36	-
00:45	1	1	0	0	0	0	0	0	0	0	0	0	0	0	35.5	-
01:00	1	0	0	0	0	0	0	0	0	1	0	0	0	0	22.3	-
01:15	1	1	0	0	0	0	0	0	0	0	0	0	0	0	35.7	-
01:30	0	0	0	0	0	0	0	0	0	0	0	0	0	0	-	-
01:45	2	2	0	0	0	0	0	0	0	0	0	0	0	0	38.7	-
02:00	1	1	0	0	0	0	0	0	0	0	0	0	0	0	32.5	-
02:15	1	1	0	0	0	0	0	0	0	0	0	0	0	0	34.3	-
02:30	3	2	0	1	0	0	0	0	0	0	0	0	0	0	33.1	-
02:45	2	1	0	1	0	0	0	0	0	0	0	0	0	0	36.8	-
03:00	3	3	0	0	0	0	0	0	0	0	0	0	0	0	34.4	-
03:15	3	3	0	0	0	0	0	0	0	0	0	0	0	0	36.3	-
03:30	1	1	0	0	0	0	0	0	0	0	0	0	0	0	29.2	-
03:45	2	2	0	0	0	0	0	0	0	0	0	0	0	0	29.8	-
04:00	7	7	0	0	0	0	0	0	0	0	0	0	0	0	36.2	-
04:15	8	7	0	0	0	1	0	0	0	0	0	0	0	0	32.7	-
04:30	7	6	0	1	0	0	0	0	0	0	0	0	0	0	28.1	-
04:45	5	5	0	0	0	0	0	0	0	0	0	0	0	0	33.5	-
05:00	14	13	0	0	0	0	0	0	0	1	0	0	0	0	32.2	34.9
05:15	19	16	0	2	0	1	0	0	0	0	0	0	0	0	32.2	36
05:30	15	14	0	1	0	0	0	0	0	0	0	0	0	0	31.1	36.4
05:45	29	28	0	1	0	0	0	0	0	0	0	0	0	0	32.7	37.1
06:00	16	14	0	1	0	0	0	0	0	0	1	0	0	0	31.2	34.9
06:15	16	16	0	0	0	0	0	0	0	0	0	0	0	0	34	37.4
06:30	31	26	0	1	3	0	0	0	0	0	0	0	0	1	31.4	35.3
06:45	20	17	0	2	0	0	0	0	0	0	1	0	0	0	30	32.8
07:00	26	20	0	2	2	0	0	0	0	1	1	0	0	0	30.4	33.5
07:15	33	31	1	0	1	0	0	0	0	0	0	0	0	0	31.6	36
07:30	27	24	0	1	0	2	0	0	0	0	0	0	0	0	30.3	36
07:45	28	24	0	1	1	1	0	0	0	1	0	0	0	0	30.5	36.4
08:00	22	19	0	3	0	0	0	0	0	0	0	0	0	0	31	34.2
08:15	22	18	0	3	0	0	0	0	0	1	0	0	0	0	30.5	35.3
08:30	27	22	0	5	0	0	0	0	0	0	0	0	0	0	31.4	35.3
08:45	35	26	1	6	0	2	0	0	0	0	0	0	0	0	30.3	32.8
09:00	19	16	0	3	0	0	0	0	0	0	0	0	0	0	29.3	34.9
09:15	12	11	0	1	0	0	0	0	0	0	0	0	0	0	32.9	36.4
09:30	25	21	0	3	1	0	0	0	0	0	0	0	0	0	29.6	33.1
09:45	20	16	0	2	2	0	0	0	0	0	0	0	0	0	30	32.8
10:00	16	16	0	0	0	0	0	0	0	0	0	0	0	0	31.9	36.4
10:15	20	12	0	8	0	0	0	0	0	0	0	0	0	0	26.8	33.8
10:30	23	20	0	2	0	1	0	0	0	0	0	0	0	0	31.1	34.9
10:45	13	11	0	2	0	0	0	0	0	0	0	0	0	0	29	33.8
11:00	34	24	0	7	2	0	0	0	0	0	0	0	0	1	25.4	32
11:15	25	18	0	4	3	0	0	0	0	0	0	0	0	0	25.4	33.8
11:30	42	37	0	2	0	1	0	0	0	1	1	0	0	0	30.6	35.6
11:45	56	54	0	2	0	0	0	0	0	0	0	0	0	0	32.4	37.1
12:00	94	90	0	4	0	0	0	0	0	0	0	0	0	0	32.4	35.6
12:15	58	54	0	3	1	0	0	0	0	0	0	0	0	0	30.7	36.4
12:30	20	15	0	2	1	0	0	0	0	0	0	0	0	2	30.3	36.4
12:45	21	16	0	3	1	0	0	0	0	1	0	0	0	0	28	32.4
13:00	16	14	0	1	0	0	0	0	0	0	1	0	0	0	29.2	33.8
13:15	19	13	0	6	0	0	0	0	0	0	0	0	0	0	30.2	32.4
13:30	10	8	0	0	2	0	0	0	0	0	0	0	0	0	28.4	-
13:45	13	11	0	2	0	0	0	0	0	0	0	0	0	0	31.4	34.6
14:00	17	15	0	1	0	1	0	0	0	0	0	0	0	0	29.1	33.1
14:15	19	17	0	1	0	1	0	0	0	0	0	0	0	0	31.8	34.9
14:30	18	10	0	7	0	1	0	0	0	0	0	0	0	0	26.7	31
14:45	16	14	0	2	0	0	0	0	0	0	0	0	0	0	32	40.7
15:00	12	10	0	2	0	0	0	0	0	0	0	0	0	0	31.1	34.2
15:15	12	9	0	3	0	0	0	0	0	0	0	0	0	0	31.7	33.5
15:30	8	7	0	1	0	0	0	0	0	0	0	0	0	0	30.3	-
15:45	11	8	0	2	0	0	0	0	0	1	0	0	0	0	27.9	31.7
16:00	12	10	0	2	0	0	0	0	0	0	0	0	0	0	32.4	36.4
16:15	20	15	1	4	0	0	0	0	0	0	0	0	0	0	31.5	34.6
16:30	18	16	0	1	1	0	0	0	0	0	0	0	0	0	31.6	35.6
16:45	14	14	0	0	0	0	0	0	0	0	0	0	0	0	36.1	40.3
17:00	14	13	0	1	0	0	0	0	0	0	0	0	0	0	34.1	35.3
17:15	8	8	0	0	0	0	0	0	0	0	0	0	0	0	33.1	-
17:30	6	3	0	3	0	0	0	0	0	0	0	0	0	0	37.8	-
17:45	7	5	0	2	0	0	0	0	0	0	0	0	0	0	35.7	-
18:00	9	5	0	4	0	0	0	0	0	0	0	0	0	0	30.3	-
18:15	10	8	0	2	0	0	0	0	0	0	0	0	0	0	35.6	-
18:30	16	15	0	1	0	0	0	0	0	0	0	0	0	0	33.7	37.1
18:45	34	33	0	1	0	0	0	0	0	0	0	0	0	0	35.6	39.2
19:00	39	39	0	0	0	0	0	0	0	0	0	0	0	0	35.8	38.2
19:15	25	25	0	0	0	0	0	0	0	0	0	0	0	0	35.3	39.2
19:30	11	10	0	1	0	0	0	0	0	0	0	0	0	0	36.3	39.6
19:45	12	12	0	0	0	0	0	0	0	0	0	0	0	0	36.4	40.3
20:00	8	8	0	0	0	0	0	0	0	0	0	0	0	0	35.5	-
20:15	3	3	0	0	0	0	0	0	0	0	0	0	0	0	34.3	-
20:30	4	4	0	0	0	0	0	0	0	0	0	0	0	0	32.8	-
20:45	10	9	0	1	0	0	0	0	0	0	0	0	0	0	31.1	-
21:00	10	9	0	1	0	0	0	0	0	0	0	0	0	0	33.1	-
21:15	2	2	0	0	0	0	0	0	0	0	0	0	0	0	37.8	-
21:30	0	0	0	0	0	0	0	0	0	0	0	0	0	0	-	-
21:45	2	2	0	0	0	0	0	0	0	0	0	0	0	0	39.3	-
22:00	3	3	0	0	0	0	0	0	0	0	0	0	0	0	37.3	-
22:15	2	1	0	1	0	0	0	0	0	0	0	0	0	0	35.5	-
22:30	2	0	0	1	1	0	0	0	0	0	0	0	0	0	30.4	-
22:45	2	2	0	0	0	0	0	0	0	0	0	0	0	0	38.5	-
23:00	2	2	0	0	0	0	0	0	0	0	0	0	0	0	35.5	-
23:15	1	1	0	0	0	0	0	0	0	0	0	0	0	0	31.7	-
23:30	2	2	0	0	0	0	0	0	0	0	0	0	0	0	34.8	-
23:45	3	3	0	0	0	0	0	0	0	0	0	0	0	0	34.2	-
00:00	1413	1225	3	134	22	12	0	0	0	8	5	0	0	4	31.5	36.4
07:09	220	184	2	21	4	5	0	0	0	3	1	0	0	0	30.8	35.3
16-18	99	84	1	13	1	0	0	0	0	0	0	0	0	0	33.5	37.4
Off-Peak	1094	957	0	100	17	7	0	0	0	5	4	0	0	4		

15SYD0278

Garema Crt, 15m east of Wirega Ave
Westbound

Saturday, 4 June 2016

Time	Total	Cls													Mean	Vpp	
		1	2	3	4	5	6	7	8	9	10	11	12	13			
00:00	9	9	0	0	0	0	0	0	0	0	0	0	0	0	0	29.7	-
00:15	2	0	0	0	1	0	0	0	0	0	0	0	0	0	1	10.3	-
00:30	0	0	0	0	0	0	0	0	0	0	0	0	0	0	0	-	-
00:45	0	0	0	0	0	0	0	0	0	0	0	0	0	0	0	-	-
01:00	0	0	0	0	0	0	0	0	0	0	0	0	0	0	0	-	-
01:15	4	4	0	0	0	0	0	0	0	0	0	0	0	0	0	37.6	-
01:30	2	0	0	2	0	0	0	0	0	0	0	0	0	0	0	25.6	-
01:45	0	0	0	0	0	0	0	0	0	0	0	0	0	0	0	-	-
02:00	0	0	0	0	0	0	0	0	0	0	0	0	0	0	0	-	-
02:15	1	1	0	0	0	0	0	0	0	0	0	0	0	0	0	22.6	-
02:30	0	0	0	0	0	0	0	0	0	0	0	0	0	0	0	-	-
02:45	1	1	0	0	0	0	0	0	0	0	0	0	0	0	0	25.2	-
03:00	1	1	0	0	0	0	0	0	0	0	0	0	0	0	0	34.4	-
03:15	0	0	0	0	0	0	0	0	0	0	0	0	0	0	0	-	-
03:30	0	0	0	0	0	0	0	0	0	0	0	0	0	0	0	-	-
03:45	1	1	0	0	0	0	0	0	0	0	0	0	0	0	0	24.9	-
04:00	1	1	0	0	0	0	0	0	0	0	0	0	0	0	0	29	-
04:15	1	0	0	1	0	0	0	0	0	0	0	0	0	0	0	22.3	-
04:30	0	0	0	0	0	0	0	0	0	0	0	0	0	0	0	-	-
04:45	0	0	0	0	0	0	0	0	0	0	0	0	0	0	0	-	-
05:00	0	0	0	0	0	0	0	0	0	0	0	0	0	0	0	-	-
05:15	0	0	0	0	0	0	0	0	0	0	0	0	0	0	0	-	-
05:30	1	1	0	0	0	0	0	0	0	0	0	0	0	0	0	25.8	-
05:45	0	0	0	0	0	0	0	0	0	0	0	0	0	0	0	-	-
06:00	0	0	0	0	0	0	0	0	0	0	0	0	0	0	0	-	-
06:15	0	0	0	0	0	0	0	0	0	0	0	0	0	0	0	-	-
06:30	3	3	0	0	0	0	0	0	0	0	0	0	0	0	0	26.8	-
06:45	1	0	0	0	0	0	0	0	0	0	0	0	0	1	0	27.1	-
07:00	1	0	0	0	0	0	0	1	0	0	0	0	0	0	0	32.1	-
07:15	4	4	0	0	0	0	0	0	0	0	0	0	0	0	0	27.6	-
07:30	2	2	0	0	0	0	0	0	0	0	0	0	0	0	0	29.2	-
07:45	1	1	0	0	0	0	0	0	0	0	0	0	0	0	0	29.1	-
08:00	2	2	0	0	0	0	0	0	0	0	0	0	0	0	0	33.3	-
08:15	4	3	0	0	1	0	0	0	0	0	0	0	0	0	0	29.9	-
08:30	2	2	0	0	0	0	0	0	0	0	0	0	0	0	0	31.1	-
08:45	4	3	0	1	0	0	0	0	0	0	0	0	0	0	0	29.5	-
09:00	3	3	0	0	0	0	0	0	0	0	0	0	0	0	0	35.9	-
09:15	6	5	0	0	0	0	0	0	0	0	0	0	0	1	0	30.1	-
09:30	9	8	0	1	0	0	0	0	0	0	0	0	0	0	0	31.7	-
09:45	2	1	0	1	0	0	0	0	0	0	0	0	0	0	0	30.5	-
10:00	6	5	0	0	1	0	0	0	0	0	0	0	0	0	0	32	-
10:15	4	3	0	0	0	0	0	0	0	0	0	0	0	1	0	31	-
10:30	6	5	0	0	0	0	0	0	0	0	0	0	0	1	0	32.8	-
10:45	6	6	0	0	0	0	0	0	0	0	0	0	0	0	0	31.8	-
11:00	5	4	0	0	0	0	0	0	0	0	0	0	0	1	0	27.4	-
11:15	3	3	0	0	0	0	0	0	0	0	0	0	0	0	0	31.3	-
11:30	2	2	0	0	0	0	0	0	0	0	0	0	0	0	0	28.9	-
11:45	8	8	0	0	0	0	0	0	0	0	0	0	0	0	0	31.3	-
12:00	3	3	0	0	0	0	0	0	0	0	0	0	0	0	0	31.1	-
12:15	10	9	0	0	0	0	0	0	0	0	0	0	0	1	0	29.8	-
12:30	7	6	0	1	0	0	0	0	0	0	0	0	0	0	0	30.8	-
12:45	5	4	0	0	0	0	0	0	0	0	0	0	0	1	0	29.9	-
13:00	5	4	0	1	0	0	0	0	0	0	0	0	0	0	0	30.4	-
13:15	3	3	0	0	0	0	0	0	0	0	0	0	0	0	0	31.8	-
13:30	2	2	0	0	0	0	0	0	0	0	0	0	0	0	0	35.5	-
13:45	5	4	0	0	0	0	0	0	0	0	0	0	0	1	0	30.3	-
14:00	7	7	0	0	0	0	0	0	0	0	0	0	0	0	0	32.1	-
14:15	4	3	0	0	0	0	0	0	0	0	0	0	0	1	0	27.2	-
14:30	4	4	0	0	0	0	0	0	0	0	0	0	0	0	0	31.7	-
14:45	1	0	0	0	0	0	0	0	0	0	0	0	0	1	0	27.9	-
15:00	5	4	0	1	0	0	0	0	0	0	0	0	0	0	0	32.9	-
15:15	4	4	0	0	0	0	0	0	0	0	0	0	0	0	0	30.5	-
15:30	0	0	0	0	0	0	0	0	0	0	0	0	0	0	0	-	-
15:45	1	1	0	0	0	0	0	0	0	0	0	0	0	0	0	39.6	-
16:00	2	2	0	0	0	0	0	0	0	0	0	0	0	0	0	31.2	-
16:15	3	3	0	0	0	0	0	0	0	0	0	0	0	0	0	31.1	-
16:30	6	6	0	0	0	0	0	0	0	0	0	0	0	0	0	35.1	-
16:45	8	8	0	0	0	0	0	0	0	0	0	0	0	0	0	30	-
17:00	5	4	0	1	0	0	0	0	0	0	0	0	0	0	0	27.8	-
17:15	1	1	0	0	0	0	0	0	0	0	0	0	0	0	0	34.8	-
17:30	7	7	0	0	0	0	0	0	0	0	0	0	0	0	0	34	-
17:45	7	6	0	0	0	0	0	0	0	0	0	0	0	1	0	33.7	-
18:00	5	4	0	0	0	0	0	0	0	0	0	0	0	1	0	34.4	-
18:15	5	4	0	0	0	0	0	0	0	0	0	0	0	1	0	35.4	-
18:30	1	1	0	0	0	0	0	0	0	0	0	0	0	0	0	32.9	-
18:45	1	1	0	0	0	0	0	0	0	0	0	0	0	0	0	38.5	-
19:00	1	1	0	0	0	0	0	0	0	0	0	0	0	0	0	35.8	-
19:15	7	6	0	0	0	0	0	0	0	0	0	0	0	1	0	31.5	-
19:30	4	3	0	0	0	0	0	0	0	0	0	0	0	1	0	27.9	-
19:45	0	0	0	0	0	0	0	0	0	0	0	0	0	0	0	-	-
20:00	2	2	0	0	0	0	0	0	0	0	0	0	0	0	0	29.4	-
20:15	2	2	0	0	0	0	0	0	0	0	0	0	0	0	0	30.6	-
20:30	0	0	0	0	0	0	0	0	0	0	0	0	0	0	0	-	-
20:45	1	1	0	0	0	0	0	0	0	0	0	0	0	0	0	35.4	-
21:00	0	0	0	0	0	0	0	0	0	0	0	0	0	0	0	-	-
21:15	1	1	0	0	0	0	0	0	0	0	0	0	0	0	0	35.9	-
21:30	1	1	0	0	0	0	0	0	0	0	0	0	0	0	0	34.3	-
21:45	1	1	0	0	0	0	0	0	0	0	0	0	0	0	0	37.7	-
22:00	1	1	0	0	0	0	0	0	0	0	0	0	0	0	0	36	-
22:15	4	4	0	0	0	0	0	0	0	0	0	0	0	0	0	32.4	-
22:30	0	0	0	0	0	0	0	0	0	0	0	0	0	0	0	-	-
22:45	1	1	0	0	0	0	0	0	0	0	0	0	0	0	0	33.2	-
23:00	0	0	0	0	0	0	0	0	0	0	0	0	0	0	0	-	-
23:15	8	8	0	0	0	0	0	0	0	0	0	0	0	0	0	32.4	-
23:30	0	0	0	0	0	0	0	0	0	0	0	0	0	0	0	-	-
23:45	0	0	0	0	0	0	0	0	0	0	0	0	0	0	0	-	-
00-00	259	229	0	10	3	0	0	1	0	0	0	0	0	16	0	31.1	34.9
07-09	20	17	0	1	1	0	0	1	0	0	0	0	0	0	0	29.8	32.8
16-18	39	37	0	1	0	0	0	0	0	0	0	0	0	1	0	32.2	35.3
Off-Peak	200	175	0	8	2	0	0	0	0	0	0	0	0	15	0	-	-

15SYD0278

Garema Crt, 15m east of Wirega Ave
Westbound

Sunday, 5 June 2016

Time	Total	Cls													Mean	Vpp	
		1	2	3	4	5	6	7	8	9	10	11	12	13			
00:00	0	0	0	0	0	0	0	0	0	0	0	0	0	0	0	-	-
00:15	2	1	0	1	0	0	0	0	0	0	0	0	0	0	0	31.5	-
00:30	2	2	0	0	0	0	0	0	0	0	0	0	0	0	0	26.7	-
00:45	0	0	0	0	0	0	0	0	0	0	0	0	0	0	0	-	-
01:00	3	3	0	0	0	0	0	0	0	0	0	0	0	0	0	35.1	-
01:15	0	0	0	0	0	0	0	0	0	0	0	0	0	0	0	-	-
01:30	1	1	0	0	0	0	0	0	0	0	0	0	0	0	0	39.2	-
01:45	0	0	0	0	0	0	0	0	0	0	0	0	0	0	0	-	-
02:00	1	1	0	0	0	0	0	0	0	0	0	0	0	0	0	27.6	-
02:15	1	1	0	0	0	0	0	0	0	0	0	0	0	0	0	30.6	-
02:30	0	0	0	0	0	0	0	0	0	0	0	0	0	0	0	-	-
02:45	0	0	0	0	0	0	0	0	0	0	0	0	0	0	0	-	-
03:00	0	0	0	0	0	0	0	0	0	0	0	0	0	0	0	-	-
03:15	0	0	0	0	0	0	0	0	0	0	0	0	0	0	0	-	-
03:30	0	0	0	0	0	0	0	0	0	0	0	0	0	0	0	-	-
03:45	0	0	0	0	0	0	0	0	0	0	0	0	0	0	0	-	-
04:00	0	0	0	0	0	0	0	0	0	0	0	0	0	0	0	-	-
04:15	1	1	0	0	0	0	0	0	0	0	0	0	0	0	0	27.3	-
04:30	0	0	0	0	0	0	0	0	0	0	0	0	0	0	0	-	-
04:45	0	0	0	0	0	0	0	0	0	0	0	0	0	0	0	-	-
05:00	0	0	0	0	0	0	0	0	0	0	0	0	0	0	0	-	-
05:15	0	0	0	0	0	0	0	0	0	0	0	0	0	0	0	-	-
05:30	0	0	0	0	0	0	0	0	0	0	0	0	0	0	0	-	-
05:45	0	0	0	0	0	0	0	0	0	0	0	0	0	0	0	-	-
06:00	0	0	0	0	0	0	0	0	0	0	0	0	0	0	0	-	-
06:15	0	0	0	0	0	0	0	0	0	0	0	0	0	0	0	-	-
06:30	0	0	0	0	0	0	0	0	0	0	0	0	0	0	0	-	-
06:45	1	1	0	0	0	0	0	0	0	0	0	0	0	0	0	30.7	-
07:00	0	0	0	0	0	0	0	0	0	0	0	0	0	0	0	-	-
07:15	1	0	0	1	0	0	0	0	0	0	0	0	0	0	0	31.7	-
07:30	0	0	0	0	0	0	0	0	0	0	0	0	0	0	0	-	-
07:45	1	0	0	1	0	0	0	0	0	0	0	0	0	0	0	34	-
08:00	1	1	0	0	0	0	0	0	0	0	0	0	0	0	0	30	-
08:15	1	1	0	0	0	0	0	0	0	0	0	0	0	0	0	36.8	-
08:30	1	1	0	0	0	0	0	0	0	0	0	0	0	0	0	30.9	-
08:45	0	0	0	0	0	0	0	0	0	0	0	0	0	0	0	-	-
09:00	4	4	0	0	0	0	0	0	0	0	0	0	0	0	0	29.1	-
09:15	1	0	0	1	0	0	0	0	0	0	0	0	0	0	0	27	-
09:30	1	1	0	0	0	0	0	0	0	0	0	0	0	0	0	27.4	-
09:45	0	0	0	0	0	0	0	0	0	0	0	0	0	0	0	-	-
10:00	2	2	0	0	0	0	0	0	0	0	0	0	0	0	0	31.5	-
10:15	0	0	0	0	0	0	0	0	0	0	0	0	0	0	0	-	-
10:30	0	0	0	0	0	0	0	0	0	0	0	0	0	0	0	-	-
10:45	0	0	0	0	0	0	0	0	0	0	0	0	0	0	0	-	-
11:00	1	1	0	0	0	0	0	0	0	0	0	0	0	0	0	39.8	-
11:15	2	2	0	0	0	0	0	0	0	0	0	0	0	0	0	29.9	-
11:30	0	0	0	0	0	0	0	0	0	0	0	0	0	0	0	-	-
11:45	1	1	0	0	0	0	0	0	0	0	0	0	0	0	0	35.7	-
12:00	3	3	0	0	0	0	0	0	0	0	0	0	0	0	0	27.3	-
12:15	11	10	0	0	0	0	0	0	0	0	0	0	0	1	0	29.7	31.3
12:30	6	6	0	0	0	0	0	0	0	0	0	0	0	0	0	30	-
12:45	0	0	0	0	0	0	0	0	0	0	0	0	0	0	0	-	-
13:00	2	2	0	0	0	0	0	0	0	0	0	0	0	0	0	30	-
13:15	3	3	0	0	0	0	0	0	0	0	0	0	0	0	0	32.1	-
13:30	2	2	0	0	0	0	0	0	0	0	0	0	0	0	0	30.7	-
13:45	2	1	0	0	1	0	0	0	0	0	0	0	0	0	0	31.1	-
14:00	3	3	0	0	0	0	0	0	0	0	0	0	0	0	0	30.7	-
14:15	8	7	0	1	0	0	0	0	0	0	0	0	0	0	0	33.8	-
14:30	1	1	0	0	0	0	0	0	0	0	0	0	0	0	0	33.2	-
14:45	0	0	0	0	0	0	0	0	0	0	0	0	0	0	0	-	-
15:00	0	0	0	0	0	0	0	0	0	0	0	0	0	0	0	-	-
15:15	6	6	0	0	0	0	0	0	0	0	0	0	0	0	0	31.5	-
15:30	0	0	0	0	0	0	0	0	0	0	0	0	0	0	0	-	-
15:45	0	0	0	0	0	0	0	0	0	0	0	0	0	0	0	-	-
16:00	2	2	0	0	0	0	0	0	0	0	0	0	0	0	0	36.2	-
16:15	1	1	0	0	0	0	0	0	0	0	0	0	0	0	0	34.5	-
16:30	1	1	0	0	0	0	0	0	0	0	0	0	0	0	0	34.1	-
16:45	1	1	0	0	0	0	0	0	0	0	0	0	0	0	0	34.4	-
17:00	4	4	0	0	0	0	0	0	0	0	0	0	0	0	0	35	-
17:15	4	4	0	0	0	0	0	0	0	0	0	0	0	0	0	34	-
17:30	5	4	0	1	0	0	0	0	0	0	0	0	0	0	0	33.5	-
17:45	2	2	0	0	0	0	0	0	0	0	0	0	0	0	0	31.9	-
18:00	1	1	0	0	0	0	0	0	0	0	0	0	0	0	0	27.8	-
18:15	5	5	0	0	0	0	0	0	0	0	0	0	0	0	0	31	-
18:30	4	4	0	0	0	0	0	0	0	0	0	0	0	0	0	30.9	-
18:45	2	2	0	0	0	0	0	0	0	0	0	0	0	0	0	36.4	-
19:00	0	0	0	0	0	0	0	0	0	0	0	0	0	0	0	-	-
19:15	3	3	0	0	0	0	0	0	0	0	0	0	0	0	0	38.9	-
19:30	4	4	0	0	0	0	0	0	0	0	0	0	0	0	0	30.5	-
19:45	1	1	0	0	0	0	0	0	0	0	0	0	0	0	0	55	-
20:00	1	0	0	0	0	0	0	0	0	0	0	0	0	1	0	28	-
20:15	6	6	0	0	0	0	0	0	0	0	0	0	0	0	0	32.6	-
20:30	5	5	0	0	0	0	0	0	0	0	0	0	0	0	0	37	-
20:45	5	4	0	0	1	0	0	0	0	0	0	0	0	0	0	38.7	-
21:00	3	2	0	1	0	0	0	0	0	0	0	0	0	0	0	27.9	-
21:15	1	1	0	0	0	0	0	0	0	0	0	0	0	0	0	31.7	-
21:30	2	1	0	1	0	0	0	0	0	0	0	0	0	0	0	27.4	-
21:45	1	1	0	0	0	0	0	0	0	0	0	0	0	0	0	43.4	-
22:00	9	8	0	0	1	0	0	0	0	0	0	0	0	0	0	34.6	-
22:15	3	3	0	0	0	0	0	0	0	0	0	0	0	0	0	32.1	-
22:30	4	3	0	1	0	0	0	0	0	0	0	0	0	0	0	27.9	-
22:45	5	4	0	1	0	0	0	0	0	0	0	0	0	0	0	28.3	-
23:00	1	1	0	0	0	0	0	0	0	0	0	0	0	0	0	23.8	-
23:15	0	0	0	0	0	0	0	0	0	0	0	0	0	0	0	-	-
23:30	0	0	0	0	0	0	0	0	0	0	0	0	0	0	0	-	-
23:45	2	2	0	0	0	0	0	0	0	0	0	0	0	0	0	30.3	-
00-00	164	149	0	10	3	0	0	0	0	0	0	0	0	2	0	32.2	36.4
07-09	5	3	0	2	0	0	0	0	0	0	0	0	0	0	0	32.7	-
16-18	20	19	0	1	0	0	0	0	0	0	0	0	0	0	0	34.1	35.3
Off-Peak	139	127	0	7	3	0	0	0	0	0	0	0	0	2	0		

15SYD0278

Garema Crt, 15m east of Wirega Ave
Westbound

Monday, 6 June 2016

Time	Total	Cls 1	Cls 2	Cls 3	Cls 4	Cls 5	Cls 6	Cls 7	Cls 8	Cls 9	Cls 10	Cls 11	Cls 12	Cls 13	Mean	Vpp 85
00:00	2	2	0	0	0	0	0	0	0	0	0	0	0	0	32.9	-
00:15	4	3	0	1	0	0	0	0	0	0	0	0	0	0	34.5	-
00:30	2	1	0	0	1	0	0	0	0	0	0	0	0	0	32.7	-
00:45	6	6	0	0	0	0	0	0	0	0	0	0	0	0	35.9	-
01:00	2	2	0	0	0	0	0	0	0	0	0	0	0	0	31.5	-
01:15	0	0	0	0	0	0	0	0	0	0	0	0	0	0	-	-
01:30	2	1	0	0	1	0	0	0	0	0	0	0	0	0	30.6	-
01:45	4	2	0	2	0	0	0	0	0	0	0	0	0	0	29.5	-
02:00	1	0	0	1	0	0	0	0	0	0	0	0	0	0	24.8	-
02:15	3	1	0	1	0	0	0	0	0	0	0	0	0	1	26.3	-
02:30	4	2	0	1	1	0	0	0	0	0	0	0	0	0	25.8	-
02:45	1	0	0	0	1	0	0	0	0	0	0	0	0	0	26.5	-
03:00	1	0	0	0	1	0	0	0	0	0	0	0	0	0	26.9	-
03:15	1	0	0	1	0	0	0	0	0	0	0	0	0	0	25.2	-
03:30	2	1	0	0	1	0	0	0	0	0	0	0	0	0	29.9	-
03:45	1	0	0	0	0	0	0	0	0	0	0	0	0	1	26.1	-
04:00	2	1	0	0	1	0	0	0	0	0	0	0	0	0	27.6	-
04:15	0	0	0	0	0	0	0	0	0	0	0	0	0	0	-	-
04:30	1	0	0	0	1	0	0	0	0	0	0	0	0	0	30.1	-
04:45	1	1	0	0	0	0	0	0	0	0	0	0	0	0	35.3	-
05:00	2	0	0	0	1	0	0	0	0	0	0	0	0	1	23.6	-
05:15	3	1	0	0	0	0	0	0	0	1	0	0	0	1	30.5	-
05:30	4	3	0	0	0	0	0	0	0	0	0	0	0	1	31.7	-
05:45	6	3	0	1	0	2	0	0	0	0	0	0	0	0	31.3	-
06:00	2	1	0	0	1	0	0	0	0	0	0	0	0	0	26	-
06:15	9	7	0	0	0	1	0	0	0	0	0	0	0	1	25.4	-
06:30	5	1	1	2	0	0	0	0	0	1	0	0	0	0	24.3	-
06:45	7	6	0	0	0	0	0	0	0	0	0	0	0	1	21.4	-
07:00	4	3	0	1	0	0	0	0	0	0	0	0	0	0	26.6	-
07:15	3	1	0	2	0	0	0	0	0	0	0	0	0	0	29.1	-
07:30	10	9	0	1	0	0	0	0	0	0	0	0	0	0	23.6	-
07:45	7	2	0	1	3	0	0	0	0	0	0	0	0	1	26.2	-
08:00	17	14	0	3	0	0	0	0	0	0	0	0	0	0	26.2	28.1
08:15	14	8	0	4	1	0	0	0	0	0	0	0	0	1	25.7	31.7
08:30	7	4	0	2	1	0	0	0	0	0	0	0	0	0	27.8	-
08:45	6	6	0	0	0	0	0	0	0	0	0	0	0	0	26.5	-
09:00	6	3	0	3	0	0	0	0	0	0	0	0	0	0	26.6	-
09:15	12	9	0	2	1	0	0	0	0	0	0	0	0	0	28.1	32
09:30	18	12	0	3	2	1	0	0	0	0	0	0	0	0	24.1	29.5
09:45	11	11	0	0	0	0	0	0	0	0	0	0	0	0	27.7	30.2
10:00	12	12	0	0	0	0	0	0	0	0	0	0	0	0	29.2	31
10:15	9	7	0	1	1	0	0	0	0	0	0	0	0	0	29.7	-
10:30	16	13	1	1	0	1	0	0	0	0	0	0	0	0	24.9	29.5
10:45	17	12	0	5	0	0	0	0	0	0	0	0	0	0	28.3	30.2
11:00	17	14	1	1	1	0	0	0	0	0	0	0	0	0	26.8	30.6
11:15	14	10	0	2	0	0	0	0	0	2	0	0	0	0	25	28.4
11:30	18	16	0	1	0	1	0	0	0	0	0	0	0	0	27.9	31
11:45	14	10	0	4	0	0	0	0	0	0	0	0	0	0	27.8	31.3
12:00	26	23	0	1	0	2	0	0	0	0	0	0	0	0	28.6	32.8
12:15	10	8	0	2	0	0	0	0	0	0	0	0	0	0	27.6	-
12:30	16	14	0	2	0	0	0	0	0	0	0	0	0	0	28.8	31.3
12:45	12	10	0	2	0	0	0	0	0	0	0	0	0	0	31	33.5
13:00	15	14	0	0	1	0	0	0	0	0	0	0	0	0	27.5	32.4
13:15	9	9	0	0	0	0	0	0	0	0	0	0	0	0	29.3	-
13:30	14	12	0	0	2	0	0	0	0	0	0	0	0	0	28.6	31.3
13:45	19	19	0	0	0	0	0	0	0	0	0	0	0	0	29.6	31.7
14:00	21	18	0	3	0	0	0	0	0	0	0	0	0	0	28.1	31.3
14:15	12	12	0	0	0	0	0	0	0	0	0	0	0	0	28.3	33.1
14:30	33	32	0	1	0	0	0	0	0	0	0	0	0	0	29.7	32.8
14:45	17	17	0	0	0	0	0	0	0	0	0	0	0	0	27.7	31
15:00	28	25	0	3	0	0	0	0	0	0	0	0	0	0	29.1	32.8
15:15	19	17	0	1	0	1	0	0	0	0	0	0	0	0	27.9	34.2
15:30	23	20	0	2	0	0	0	0	0	0	0	0	0	1	27.8	32.4
15:45	19	17	0	1	1	0	0	0	0	0	0	0	0	0	30.2	33.5
16:00	42	39	0	0	0	0	0	0	0	0	0	0	0	3	32.2	35.6
16:15	25	25	0	0	0	0	0	0	0	0	0	0	0	0	33.2	36.4
16:30	24	22	0	1	1	0	0	0	0	0	0	0	0	0	31.9	37.1
16:45	30	28	0	0	0	0	0	0	0	0	0	0	0	2	30.4	37.1
17:00	31	30	0	1	0	0	0	0	0	0	0	0	0	0	30.9	33.5
17:15	18	18	0	0	0	0	0	0	0	0	0	0	0	0	31.6	33.5
17:30	12	12	0	0	0	0	0	0	0	0	0	0	0	0	30.7	33.1
17:45	14	14	0	0	0	0	0	0	0	0	0	0	0	0	31.9	33.8
18:00	19	18	0	1	0	0	0	0	0	0	0	0	0	0	32.7	35.6
18:15	9	9	0	0	0	0	0	0	0	0	0	0	0	0	29.7	-
18:30	9	9	0	0	0	0	0	0	0	0	0	0	0	0	30.5	-
18:45	8	8	0	0	0	0	0	0	0	0	0	0	0	0	31.4	-
19:00	7	7	0	0	0	0	0	0	0	0	0	0	0	0	30.1	-
19:15	12	12	0	0	0	0	0	0	0	0	0	0	0	0	31.4	33.5
19:30	4	4	0	0	0	0	0	0	0	0	0	0	0	0	28.4	-
19:45	8	5	0	0	0	0	0	0	0	1	0	0	0	2	30.4	-
20:00	8	7	0	1	0	0	0	0	0	0	0	0	0	0	30	-
20:15	33	33	0	0	0	0	0	0	0	0	0	0	0	0	31.4	35.6
20:30	17	17	0	0	0	0	0	0	0	0	0	0	0	0	30.2	32.8
20:45	15	15	0	0	0	0	0	0	0	0	0	0	0	0	34	37.4
21:00	31	27	0	2	0	0	2	0	0	0	0	0	0	0	29.1	31
21:15	13	13	0	0	0	0	0	0	0	0	0	0	0	0	31.4	35.3
21:30	16	15	0	1	0	0	0	0	0	0	0	0	0	0	30.7	33.5
21:45	9	8	0	1	0	0	0	0	0	0	0	0	0	0	29.2	-
22:00	20	18	0	1	1	0	0	0	0	0	0	0	0	0	32.7	39.6
22:15	11	10	0	1	0	0	0	0	0	0	0	0	0	0	33.2	38.2
22:30	10	9	0	0	0	0	0	0	0	0	0	0	0	1	31.9	-
22:45	7	6	0	0	1	0	0	0	0	0	0	0	0	0	29.7	-
23:00	1	0	0	1	0	0	0	0	0	0	0	0	0	0	33	-
23:15	1	1	0	0	0	0	0	0	0	0	0	0	0	0	34.9	-
23:30	2	2	0	0	0	0	0	0	0	0	0	0	0	0	33.7	-
23:45	1	1	0	0	0	0	0	0	0	0	0	0	0	0	24.6	-
00:00	1070	930	3	76	27	9	2	0	0	5	0	0	0	18	29.4	34.2
07-09	68	47	0	14	5	0	0	0	0	0	0	0	0	2	26.0	31.3
16-18	196	188	0	2	1	0	0	0	0	0	0	0	0	5	31.6	35.6
Off-Peak	806	695	3	60	21	9	2	0	0	5	0	0	0	11	-	-

15SYD0278

Garema Crt, 15m east of Wirega Ave
Westbound

Tuesday, 7 June 2016

Time	Total	Cls	Cls	Cls	Cls	Cls	Cls	Cls	Cls	Cls	Cls	Cls	Cls	Cls	Mean	Vpp
		1	2	3	4	5	6	7	8	9	10	11	12	13		85
00:00	4	4	0	0	0	0	0	0	0	0	0	0	0	0	33.5	-
00:15	2	2	0	0	0	0	0	0	0	0	0	0	0	0	36.9	-
00:30	1	1	0	0	0	0	0	0	0	0	0	0	0	0	34.7	-
00:45	1	1	0	0	0	0	0	0	0	0	0	0	0	0	36.9	-
01:00	2	2	0	0	0	0	0	0	0	0	0	0	0	0	33.1	-
01:15	5	5	0	0	0	0	0	0	0	0	0	0	0	0	36.2	-
01:30	1	0	0	1	0	0	0	0	0	0	0	0	0	0	15.6	-
01:45	2	2	0	0	0	0	0	0	0	0	0	0	0	0	37.4	-
02:00	3	2	0	0	0	1	0	0	0	0	0	0	0	0	28.8	-
02:15	3	1	0	0	1	1	0	0	0	0	0	0	0	0	27.2	-
02:30	3	1	0	0	1	0	0	0	0	0	0	0	0	1	25.4	-
02:45	1	0	0	1	0	0	0	0	0	0	0	0	0	0	23.2	-
03:00	2	1	0	0	1	0	0	0	0	0	0	0	0	0	28	-
03:15	3	2	0	1	0	0	0	0	0	0	0	0	0	0	30.2	-
03:30	1	1	0	0	0	0	0	0	0	0	0	0	0	0	24.4	-
03:45	0	0	0	0	0	0	0	0	0	0	0	0	0	0	-	-
04:00	3	1	0	1	0	1	0	0	0	0	0	0	0	0	27.7	-
04:15	2	2	0	0	0	0	0	0	0	0	0	0	0	0	29.1	-
04:30	2	2	0	0	0	0	0	0	0	0	0	0	0	0	34	-
04:45	2	2	0	0	0	0	0	0	0	0	0	0	0	0	35.9	-
05:00	6	2	0	2	1	1	0	0	0	0	0	0	0	0	25	-
05:15	3	1	0	1	0	0	0	0	0	0	0	0	0	1	27.8	-
05:30	6	4	0	2	0	0	0	0	0	0	0	0	0	0	24.8	-
05:45	5	3	0	1	0	1	0	0	0	0	0	0	0	0	25.6	-
06:00	6	4	0	1	0	1	0	0	0	0	0	0	0	0	27.9	-
06:15	4	2	0	1	1	0	0	0	0	0	0	0	0	0	33.5	-
06:30	8	6	0	0	1	0	0	0	0	0	0	0	0	1	27.3	-
06:45	7	6	0	1	0	0	0	0	0	0	0	0	0	0	29.2	-
07:00	4	4	0	0	0	0	0	0	0	0	0	0	0	0	27.4	-
07:15	6	5	0	1	0	0	0	0	0	0	0	0	0	0	26.5	-
07:30	10	8	0	1	1	0	0	0	0	0	0	0	0	0	27.8	-
07:45	9	7	0	1	0	1	0	0	0	0	0	0	0	0	26.9	-
08:00	13	8	0	3	2	0	0	0	0	0	0	0	0	0	25.6	31
08:15	7	5	0	2	0	0	0	0	0	0	0	0	0	0	25.5	-
08:30	8	5	0	3	0	0	0	0	0	0	0	0	0	0	26.4	-
08:45	13	11	0	2	0	0	0	0	0	0	0	0	0	0	28.7	33.5
09:00	13	11	0	1	1	0	0	0	0	0	0	0	0	0	26.6	30.2
09:15	21	19	0	2	0	0	0	0	0	0	0	0	0	0	29.6	35.6
09:30	21	19	0	2	0	0	0	0	0	0	0	0	0	0	28.8	34.2
09:45	23	19	0	2	1	0	0	0	0	1	0	0	0	0	28.4	33.1
10:00	9	8	0	1	0	0	0	0	0	0	0	0	0	0	28.8	-
10:15	12	8	0	4	0	0	0	0	0	0	0	0	0	0	26.9	31
10:30	17	12	0	5	0	0	0	0	0	0	0	0	0	0	28.6	32.8
10:45	12	9	0	3	0	0	0	0	0	0	0	0	0	0	28.4	31.3
11:00	19	17	0	1	1	0	0	0	0	0	0	0	0	0	28.1	33.8
11:15	18	16	0	1	1	0	0	0	0	0	0	0	0	0	25.6	29.5
11:30	15	13	0	2	0	0	0	0	0	0	0	0	0	0	27.3	32.8
11:45	15	12	0	2	0	1	0	0	0	0	0	0	0	0	26.8	31.7
12:00	16	16	0	0	0	0	0	0	0	0	0	0	0	0	30.3	34.6
12:15	20	19	0	0	1	0	0	0	0	0	0	0	0	0	30.7	34.2
12:30	26	18	0	6	2	0	0	0	0	0	0	0	0	0	26.8	31
12:45	17	17	0	0	0	0	0	0	0	0	0	0	0	0	29.1	33.8
13:00	18	16	0	1	1	0	0	0	0	0	0	0	0	0	26.7	31.7
13:15	19	18	0	1	0	0	0	0	0	0	0	0	0	0	27.9	32.4
13:30	13	11	0	2	0	0	0	0	0	0	0	0	0	0	29.1	33.1
13:45	19	16	0	2	1	0	0	0	0	0	0	0	0	0	27.3	33.1
14:00	23	20	0	2	1	0	0	0	0	0	0	0	0	0	27.5	33.5
14:15	14	12	0	2	0	0	0	0	0	0	0	0	0	0	28.5	33.8
14:30	27	25	0	1	1	0	0	0	0	0	0	0	0	0	29	33.1
14:45	16	15	0	1	0	0	0	0	0	0	0	0	0	0	27.9	32.4
15:00	27	26	0	1	0	0	0	0	0	0	0	0	0	0	29.4	32.4
15:15	22	20	0	1	1	0	0	0	0	0	0	0	0	0	28.4	32
15:30	17	16	1	0	0	0	0	0	0	0	0	0	0	0	30.6	33.8
15:45	20	20	0	0	0	0	0	0	0	0	0	0	0	0	28.8	31.3
16:00	28	28	0	0	0	0	0	0	0	0	0	0	0	0	27.9	32
16:15	26	26	0	0	0	0	0	0	0	0	0	0	0	0	29.4	35.3
16:30	25	23	0	1	0	0	0	0	0	1	0	0	0	0	29.7	33.8
16:45	29	26	0	1	2	0	0	0	0	0	0	0	0	0	29.3	34.6
17:00	25	25	0	0	0	0	0	0	0	0	0	0	0	0	28.9	31.3
17:15	16	15	0	1	0	0	0	0	0	0	0	0	0	0	31.5	34.2
17:30	7	7	0	0	0	0	0	0	0	0	0	0	0	0	29.8	-
17:45	13	13	0	0	0	0	0	0	0	0	0	0	0	0	32	36
18:00	22	22	0	0	0	0	0	0	0	0	0	0	0	0	30.7	33.1
18:15	9	8	0	1	0	0	0	0	0	0	0	0	0	0	32.5	-
18:30	17	17	0	0	0	0	0	0	0	0	0	0	0	0	30.5	35.3
18:45	7	6	0	1	0	0	0	0	0	0	0	0	0	0	32.7	-
19:00	3	2	0	0	0	0	0	0	0	1	0	0	0	0	27.1	-
19:15	8	8	0	0	0	0	0	0	0	0	0	0	0	0	30.3	-
19:30	6	5	0	1	0	0	0	0	0	0	0	0	0	0	31.2	-
19:45	2	2	0	0	0	0	0	0	0	0	0	0	0	0	24	-
20:00	11	10	0	1	0	0	0	0	0	0	0	0	0	0	29.7	32
20:15	7	7	0	0	0	0	0	0	0	0	0	0	0	0	30.2	-
20:30	21	21	0	0	0	0	0	0	0	0	0	0	0	0	33.3	38.2
20:45	46	43	0	0	1	0	0	0	0	0	0	0	0	2	31.6	34.2
21:00	22	22	0	0	0	0	0	0	0	0	0	0	0	0	35.2	43.2
21:15	5	4	0	1	0	0	0	0	0	0	0	0	0	0	31.3	-
21:30	21	20	0	0	0	0	0	0	0	0	0	0	0	1	31.4	34.6
21:45	13	13	0	0	0	0	0	0	0	0	0	0	0	0	31.2	32.8
22:00	15	12	0	1	0	0	0	0	0	0	0	0	0	2	31.8	33.8
22:15	6	6	0	0	0	0	0	0	0	0	0	0	0	0	34.8	-
22:30	12	10	0	0	2	0	0	0	0	0	0	0	0	0	30.9	33.8
22:45	0	0	0	0	0	0	0	0	0	0	0	0	0	0	-	-
23:00	3	3	0	0	0	0	0	0	0	0	0	0	0	0	34	-
23:15	1	1	0	0	0	0	0	0	0	0	0	0	0	0	26.2	-
23:30	0	0	0	0	0	0	0	0	0	0	0	0	0	0	-	-
23:45	6	5	0	1	0	0	0	0	0	0	0	0	0	0	29.4	-
00-00	1099	971	1	82	26	8	0	0	0	3	0	0	0	8	29.3	33.8
07-09	70	53	0	13	3	1	0	0	0	0	0	0	0	0	26.9	31.0
16-18	169	163	0	3	2	0	0	0	0	1	0	0	0	0	29.5	34.2
Off-Peak	860	755	1	66	21	7	0	0	0	2	0	0	0	8		

15SYD0278

Garema Crt, 15m east of Wirega Ave
Westbound

Wednesday, 8 June 2016

Time	Total	Cls 1	Cls 2	Cls 3	Cls 4	Cls 5	Cls 6	Cls 7	Cls 8	Cls 9	Cls 10	Cls 11	Cls 12	Cls 13	Mean	Vpp 85
00:00	9	9	0	0	0	0	0	0	0	0	0	0	0	0	36.6	-
00:15	1	1	0	0	0	0	0	0	0	0	0	0	0	0	34.4	-
00:30	1	1	0	0	0	0	0	0	0	0	0	0	0	0	22.9	-
00:45	3	3	0	0	0	0	0	0	0	0	0	0	0	0	34.3	-
01:00	1	0	0	1	0	0	0	0	0	0	0	0	0	0	24.4	-
01:15	0	0	0	0	0	0	0	0	0	0	0	0	0	0	-	-
01:30	2	0	0	1	0	1	0	0	0	0	0	0	0	0	20.9	-
01:45	1	0	0	1	0	0	0	0	0	0	0	0	0	0	27.1	-
02:00	3	2	0	1	0	0	0	0	0	0	0	0	0	0	26.5	-
02:15	1	1	0	0	0	0	0	0	0	0	0	0	0	0	26	-
02:30	1	1	0	0	0	0	0	0	0	0	0	0	0	0	27	-
02:45	2	0	0	1	1	0	0	0	0	0	0	0	0	0	26.3	-
03:00	4	3	0	1	0	0	0	0	0	0	0	0	0	0	31.2	-
03:15	1	1	0	0	0	0	0	0	0	0	0	0	0	0	29.1	-
03:30	1	1	0	0	0	0	0	0	0	0	0	0	0	0	22.8	-
03:45	1	1	0	0	0	0	0	0	0	0	0	0	0	0	30.2	-
04:00	1	1	0	0	0	0	0	0	0	0	0	0	0	0	28.1	-
04:15	2	2	0	0	0	0	0	0	0	0	0	0	0	0	40.4	-
04:30	2	1	0	0	1	0	0	0	0	0	0	0	0	0	32.2	-
04:45	3	3	0	0	0	0	0	0	0	0	0	0	0	0	33	-
05:00	6	4	0	1	0	1	0	0	0	0	0	0	0	0	29	-
05:15	2	1	0	0	0	1	0	0	0	0	0	0	0	0	30.3	-
05:30	1	1	0	0	0	0	0	0	0	0	0	0	0	0	31	-
05:45	3	3	0	0	0	0	0	0	0	0	0	0	0	0	30	-
06:00	6	2	1	3	0	0	0	0	0	0	0	0	0	0	23.1	-
06:15	6	2	0	4	0	0	0	0	0	0	0	0	0	0	25.6	-
06:30	3	3	0	0	0	0	0	0	0	0	0	0	0	0	27.7	-
06:45	5	4	0	1	0	0	0	0	0	0	0	0	0	0	23.7	-
07:00	8	8	0	0	0	0	0	0	0	0	0	0	0	0	26	-
07:15	5	1	0	3	1	0	0	0	0	0	0	0	0	0	25.8	-
07:30	8	7	0	1	0	0	0	0	0	0	0	0	0	0	26.4	-
07:45	5	4	0	1	0	0	0	0	0	0	0	0	0	0	25.7	-
08:00	5	4	0	1	0	0	0	0	0	0	0	0	0	0	26.6	-
08:15	8	5	0	2	1	0	0	0	0	0	0	0	0	0	27.6	-
08:30	8	8	0	0	0	0	0	0	0	0	0	0	0	0	26.7	-
08:45	11	10	0	1	0	0	0	0	0	0	0	0	0	0	27.9	29.9
09:00	11	11	0	0	0	0	0	0	0	0	0	0	0	0	28.1	30.2
09:15	14	10	0	0	3	0	0	1	0	0	0	0	0	0	28.3	33.1
09:30	15	9	0	5	1	0	0	0	0	0	0	0	0	0	26.9	29.9
09:45	11	7	0	3	0	0	0	0	0	0	1	0	0	0	26.7	29.5
10:00	14	11	0	2	1	0	0	0	0	0	0	0	0	0	25.4	29.5
10:15	15	10	0	4	1	0	0	0	0	0	0	0	0	0	26.5	30.6
10:30	9	4	0	5	0	0	0	0	0	0	0	0	0	0	27.7	-
10:45	34	26	0	4	2	1	0	0	0	1	0	0	0	0	27.8	31
11:00	23	18	0	2	2	1	0	0	0	0	0	0	0	0	26.1	31.3
11:15	18	13	0	2	2	0	0	0	0	0	0	0	0	1	27.5	31.3
11:30	14	12	0	2	0	0	0	0	0	0	0	0	0	0	28.3	33.1
11:45	12	10	0	2	0	0	0	0	0	0	0	0	0	0	26.9	28.4
12:00	18	17	0	0	0	0	0	0	0	0	0	0	0	1	29.9	34.6
12:15	17	15	0	1	0	1	0	0	0	0	0	0	0	0	29.5	33.1
12:30	20	19	0	1	0	0	0	0	0	0	0	0	0	0	31.5	34.9
12:45	19	16	0	2	0	1	0	0	0	0	0	0	0	0	29	31.3
13:00	12	10	0	2	0	0	0	0	0	0	0	0	0	0	28.5	30.6
13:15	13	11	0	2	0	0	0	0	0	0	0	0	0	0	28.9	33.8
13:30	16	16	0	0	0	0	0	0	0	0	0	0	0	0	27.2	31
13:45	15	13	0	2	0	0	0	0	0	0	0	0	0	0	25.9	29.5
14:00	25	21	0	1	1	2	0	0	0	0	0	0	0	0	29.1	32
14:15	16	15	0	1	0	0	0	0	0	0	0	0	0	0	27.5	30.6
14:30	25	23	0	0	1	1	0	0	0	0	0	0	0	0	27.9	31.7
14:45	21	21	0	0	0	0	0	0	0	0	0	0	0	0	31.4	33.8
15:00	27	26	0	1	0	0	0	0	0	0	0	0	0	0	29.1	33.8
15:15	28	28	0	0	0	0	0	0	0	0	0	0	0	0	28.1	33.5
15:30	20	17	0	2	0	0	0	0	0	1	0	0	0	0	28.6	32.8
15:45	20	19	0	0	1	0	0	0	0	0	0	0	0	0	29.8	34.9
16:00	44	41	0	3	0	0	0	0	0	0	0	0	0	0	31.3	33.8
16:15	21	17	0	1	1	0	0	0	0	0	0	0	0	2	30	36
16:30	24	19	0	0	1	1	0	0	0	0	0	0	0	3	31.1	34.6
16:45	32	28	0	0	0	3	0	0	0	0	0	0	0	1	29.7	34.2
17:00	33	31	0	0	0	0	0	0	0	0	0	0	0	2	32	35.3
17:15	11	10	0	0	0	0	0	0	0	0	0	0	0	1	30.5	33.5
17:30	8	8	0	0	0	0	0	0	0	0	0	0	0	0	31.8	-
17:45	11	10	0	0	0	0	0	0	0	0	0	0	0	1	32.1	33.8
18:00	9	9	0	0	0	0	0	0	0	0	0	0	0	0	32.9	-
18:15	8	6	0	0	0	0	0	0	0	0	0	0	0	2	32.8	-
18:30	8	8	0	0	0	0	0	0	0	0	0	0	0	0	33.6	-
18:45	4	4	0	0	0	0	0	0	0	0	0	0	0	0	33.9	-
19:00	7	7	0	0	0	0	0	0	0	0	0	0	0	0	30.6	-
19:15	16	16	0	0	0	0	0	0	0	0	0	0	0	0	32	33.8
19:30	10	9	0	1	0	0	0	0	0	0	0	0	0	0	33.7	-
19:45	8	6	0	0	1	0	0	0	0	1	0	0	0	0	31.7	-
20:00	8	8	0	0	0	0	0	0	0	0	0	0	0	0	34.1	-
20:15	15	14	0	0	0	0	0	0	0	0	0	0	0	1	31.8	35.3
20:30	7	6	0	0	1	0	0	0	0	0	0	0	0	0	32.1	-
20:45	66	58	0	1	2	0	0	0	0	0	0	0	0	5	31.4	33.8
21:00	11	10	0	0	1	0	0	0	0	0	0	0	0	0	34.5	38.5
21:15	9	8	0	0	0	0	0	0	0	0	0	0	0	1	37.4	-
21:30	17	16	0	1	0	0	0	0	0	0	0	0	0	0	32.4	36.7
21:45	15	12	0	1	1	0	0	0	0	0	0	0	0	1	31.9	34.9
22:00	14	13	0	1	0	0	0	0	0	0	0	0	0	0	35.9	42.1
22:15	9	9	0	0	0	0	0	0	0	0	0	0	0	0	31.8	-
22:30	17	17	0	0	0	0	0	0	0	0	0	0	0	0	31.5	33.1
22:45	2	1	0	1	0	0	0	0	0	0	0	0	0	0	29.7	-
23:00	1	0	0	0	0	0	0	0	0	0	0	0	0	1	27.8	-
23:15	1	1	0	0	0	0	0	0	0	0	0	0	0	0	44.7	-
23:30	4	3	0	1	0	0	0	0	0	0	0	0	0	0	32.7	-
23:45	4	4	0	0	0	0	0	0	0	0	0	0	0	0	31.7	-
00-00	1086	935	1	81	27	14	0	1	0	3	1	0	0	23	29.8	34.2
07-09	58	47	0	9	2	0	0	0	0	0	0	0	0	0	26.8	30.2
16-18	184	164	0	4	2	4	0	0	0	0	0	0	0	10	31.0	35.3
Off-Peak	844	724	1	68	23	10	0	1	0	3	1	0	0	13		

15SYD0278

Garema Crt, 15m east of Wirega Ave
Westbound

Thursday, 9 June 2016

Time	Total	Cls	Cls	Cls	Cls	Cls	Cls	Cls	Cls	Cls	Cls	Cls	Cls	Cls	Mean	Vpp
		1	2	3	4	5	6	7	8	9	10	11	12	13		85
00:00	9	9	0	0	0	0	0	0	0	0	0	0	0	0	33.2	-
00:15	2	2	0	0	0	0	0	0	0	0	0	0	0	0	40.8	-
00:30	0	0	0	0	0	0	0	0	0	0	0	0	0	0	0	-
00:45	5	4	0	1	0	0	0	0	0	0	0	0	0	0	27.7	-
01:00	2	2	0	0	0	0	0	0	0	0	0	0	0	0	33.8	-
01:15	3	3	0	0	0	0	0	0	0	0	0	0	0	0	35.9	-
01:30	0	0	0	0	0	0	0	0	0	0	0	0	0	0	-	-
01:45	2	0	0	2	0	0	0	0	0	0	0	0	0	0	23.1	-
02:00	0	0	0	0	0	0	0	0	0	0	0	0	0	0	-	-
02:15	4	3	0	0	1	0	0	0	0	0	0	0	0	0	27.1	-
02:30	1	1	0	0	0	0	0	0	0	0	0	0	0	0	27.5	-
02:45	3	2	0	0	1	0	0	0	0	0	0	0	0	0	28.3	-
03:00	1	0	0	0	1	0	0	0	0	0	0	0	0	0	27.3	-
03:15	1	0	0	1	0	0	0	0	0	0	0	0	0	0	28.6	-
03:30	1	1	0	0	0	0	0	0	0	0	0	0	0	0	23.4	-
03:45	0	0	0	0	0	0	0	0	0	0	0	0	0	0	-	-
04:00	1	0	0	1	0	0	0	0	0	0	0	0	0	0	26	-
04:15	0	0	0	0	0	0	0	0	0	0	0	0	0	0	-	-
04:30	0	0	0	0	0	0	0	0	0	0	0	0	0	0	-	-
04:45	4	3	0	0	1	0	0	0	0	0	0	0	0	0	31.4	-
05:00	2	1	0	0	0	1	0	0	0	0	0	0	0	0	30.2	-
05:15	7	2	0	2	2	1	0	0	0	0	0	0	0	0	25.2	-
05:30	5	2	0	1	1	1	0	0	0	0	0	0	0	0	29.3	-
05:45	9	7	0	0	1	1	0	0	0	0	0	0	0	0	27.4	-
06:00	5	5	0	0	0	0	0	0	0	0	0	0	0	0	29.9	-
06:15	7	3	1	2	0	1	0	0	0	0	0	0	0	0	31.3	-
06:30	3	3	0	0	0	0	0	0	0	0	0	0	0	0	24.6	-
06:45	3	2	0	0	0	0	0	0	0	1	0	0	0	0	22.5	-
07:00	5	4	0	0	1	0	0	0	0	0	0	0	0	0	25.1	-
07:15	3	3	0	0	0	0	0	0	0	0	0	0	0	0	28	-
07:30	11	7	0	3	1	0	0	0	0	0	0	0	0	0	28.8	31.3
07:45	12	7	0	4	1	0	0	0	0	0	0	0	0	0	26.5	30.6
08:00	8	4	0	4	0	0	0	0	0	0	0	0	0	0	24.8	-
08:15	7	5	0	1	1	0	0	0	0	0	0	0	0	0	27.9	-
08:30	7	5	0	2	0	0	0	0	0	0	0	0	0	0	23	-
08:45	13	9	0	3	1	0	0	0	0	0	0	0	0	0	27.3	29.5
09:00	9	8	0	1	0	0	0	0	0	0	0	0	0	0	28.8	-
09:15	15	11	0	3	0	1	0	0	0	0	0	0	0	0	26.9	31.7
09:30	14	11	0	1	2	0	0	0	0	0	0	0	0	0	26.9	29.9
09:45	14	12	0	2	0	0	0	0	0	0	0	0	0	0	28.5	33.5
10:00	17	17	0	0	0	0	0	0	0	0	0	0	0	0	28.1	32.4
10:15	10	9	0	1	0	0	0	0	0	0	0	0	0	0	27.1	-
10:30	17	12	0	3	1	0	0	0	0	0	0	0	0	1	23.4	27.7
10:45	11	6	0	2	3	0	0	0	0	0	0	0	0	0	26.1	28.4
11:00	24	22	0	2	0	0	0	0	0	0	0	0	0	0	27.7	32.8
11:15	20	19	0	0	0	0	0	0	0	0	0	0	0	1	27.2	33.1
11:30	17	15	0	0	1	1	0	0	0	0	0	0	0	0	30.4	34.9
11:45	16	15	0	1	0	0	0	0	0	0	0	0	0	0	30.1	34.6
12:00	20	19	0	1	0	0	0	0	0	0	0	0	0	0	28.9	31
12:15	26	25	0	0	0	0	0	0	0	1	0	0	0	0	28	32.8
12:30	18	17	0	1	0	0	0	0	0	0	0	0	0	0	28.9	31.7
12:45	15	11	0	3	0	1	0	0	0	0	0	0	0	0	30	33.8
13:00	14	11	0	3	0	0	0	0	0	0	0	0	0	0	27.5	31.7
13:15	23	21	0	1	1	0	0	0	0	0	0	0	0	0	30.4	36
13:30	28	25	0	2	1	0	0	0	0	0	0	0	0	0	29.5	34.9
13:45	12	12	0	0	0	0	0	0	0	0	0	0	0	0	30.5	33.5
14:00	23	20	0	2	1	0	0	0	0	0	0	0	0	0	28.9	34.6
14:15	18	15	1	2	0	0	0	0	0	0	0	0	0	0	29.1	31
14:30	31	29	0	1	0	0	0	0	0	1	0	0	0	0	30	32.4
14:45	23	20	1	2	0	0	0	0	0	0	0	0	0	0	30.6	34.2
15:00	19	18	0	1	0	0	0	0	0	0	0	0	0	0	28.9	31.3
15:15	26	25	0	1	0	0	0	0	0	0	0	0	0	0	28.6	32.8
15:30	22	22	0	0	0	0	0	0	0	0	0	0	0	0	31.6	36.7
15:45	26	24	0	2	0	0	0	0	0	0	0	0	0	0	28.8	33.5
16:00	36	36	0	0	0	0	0	0	0	0	0	0	0	0	31.6	34.9
16:15	18	18	0	0	0	0	0	0	0	0	0	0	0	0	31.1	34.2
16:30	25	25	0	0	0	0	0	0	0	0	0	0	0	0	32.3	37.1
16:45	28	28	0	0	0	0	0	0	0	0	0	0	0	0	30	34.2
17:00	35	35	0	0	0	0	0	0	0	0	0	0	0	0	30.8	34.2
17:15	17	16	0	0	0	0	0	0	0	0	0	0	0	1	32.3	35.3
17:30	11	9	0	2	0	0	0	0	0	0	0	0	0	0	31.7	34.6
17:45	3	3	0	0	0	0	0	0	0	0	0	0	0	0	30.2	-
18:00	14	14	0	0	0	0	0	0	0	0	0	0	0	0	31.6	32.4
18:15	17	16	0	0	1	0	0	0	0	0	0	0	0	0	33.4	37.1
18:30	9	7	0	1	0	0	0	0	0	1	0	0	0	0	32.6	-
18:45	7	7	0	0	0	0	0	0	0	0	0	0	0	0	32.2	-
19:00	12	11	0	0	0	1	0	0	0	0	0	0	0	0	29.6	30.6
19:15	10	9	0	1	0	0	0	0	0	0	0	0	0	0	30.4	-
19:30	6	6	0	0	0	0	0	0	0	0	0	0	0	0	30.8	-
19:45	6	5	0	1	0	0	0	0	0	0	0	0	0	0	34.1	-
20:00	13	13	0	0	0	0	0	0	0	0	0	0	0	0	30.8	35.3
20:15	1	1	0	0	0	0	0	0	0	0	0	0	0	0	29.8	-
20:30	30	28	1	0	0	0	0	0	0	0	0	0	0	1	30.3	33.5
20:45	48	45	0	0	0	0	0	0	0	1	0	0	0	2	30.9	34.9
21:00	9	8	0	1	0	0	0	0	0	0	0	0	0	0	36.1	-
21:15	12	12	0	0	0	0	0	0	0	0	0	0	0	0	34.9	38.2
21:30	5	4	0	1	0	0	0	0	0	0	0	0	0	0	27.9	-
21:45	10	9	0	0	0	1	0	0	0	0	0	0	0	0	32.1	-
22:00	18	15	0	0	0	0	0	0	0	0	0	0	0	3	32.7	35.3
22:15	8	8	0	0	0	0	0	0	0	0	0	0	0	0	29.4	-
22:30	10	9	0	1	0	0	0	0	0	0	0	0	0	0	31.9	-
22:45	5	3	0	1	0	0	0	0	0	0	0	0	0	1	30.9	-
23:00	2	2	0	0	0	0	0	0	0	0	0	0	0	0	35.1	-
23:15	5	5	0	0	0	0	0	0	0	0	0	0	0	0	36.1	-
23:30	5	3	0	0	2	0	0	0	0	0	0	0	0	0	29.7	-
23:45	4	4	0	0	0	0	0	0	0	0	0	0	0	0	34.1	-
00-00	1113	984	4	74	26	10	0	0	0	5	0	0	0	10	29.8	34.6
07-09	66	44	0	17	5	0	0	0	0	0	0	0	0	0	26.6	30.6
16-18	173	170	0	2	0	0	0	0	0	0	0	0	0	1	31.3	34.9
Off-Peak	874	770	4	55	21	10	0	0	0	5	0	0	0	9		

15SYD0278

Garema Crt, 15m east of Wirega Ave
Westbound

Friday, 10 June 2016

Time	Total	Cls	Cls	Cls	Cls	Cls	Cls	Cls	Cls	Cls	Cls	Cls	Cls	Cls	Mean	Vpp
		1	2	3	4	5	6	7	8	9	10	11	12	13		85
00:00	10	10	0	0	0	0	0	0	0	0	0	0	0	0	32.7	-
00:15	3	3	0	0	0	0	0	0	0	0	0	0	0	0	30.4	-
00:30	0	0	0	0	0	0	0	0	0	0	0	0	0	0	-	-
00:45	4	2	0	2	0	0	0	0	0	0	0	0	0	0	32.3	-
01:00	3	3	0	0	0	0	0	0	0	0	0	0	0	0	32.1	-
01:15	4	3	0	1	0	0	0	0	0	0	0	0	0	0	27.4	-
01:30	1	0	0	0	1	0	0	0	0	0	0	0	0	0	25.2	-
01:45	1	1	0	0	0	0	0	0	0	0	0	0	0	0	25	-
02:00	3	3	0	0	0	0	0	0	0	0	0	0	0	0	35	-
02:15	0	0	0	0	0	0	0	0	0	0	0	0	0	0	-	-
02:30	3	1	0	2	0	0	0	0	0	0	0	0	0	0	28.5	-
02:45	1	1	0	0	0	0	0	0	0	0	0	0	0	0	27.5	-
03:00	2	1	0	1	0	0	0	0	0	0	0	0	0	0	30.2	-
03:15	1	0	0	1	0	0	0	0	0	0	0	0	0	0	25.5	-
03:30	1	0	0	1	0	0	0	0	0	0	0	0	0	0	26.2	-
03:45	1	1	0	0	0	0	0	0	0	0	0	0	0	0	25.8	-
04:00	0	0	0	0	0	0	0	0	0	0	0	0	0	0	-	-
04:15	1	0	0	0	0	1	0	0	0	0	0	0	0	0	27.3	-
04:30	2	1	0	0	1	0	0	0	0	0	0	0	0	0	26.2	-
04:45	2	2	0	0	0	0	0	0	0	0	0	0	0	0	29.8	-
05:00	4	3	0	0	0	1	0	0	0	0	0	0	0	0	30.5	-
05:15	4	2	0	2	0	0	0	0	0	0	0	0	0	0	27.2	-
05:30	7	5	0	1	0	1	0	0	0	0	0	0	0	0	30.8	-
05:45	2	2	0	0	0	0	0	0	0	0	0	0	0	0	28.3	-
06:00	3	1	0	2	0	0	0	0	0	0	0	0	0	0	29.5	-
06:15	3	1	0	2	0	0	0	0	0	0	0	0	0	0	28.2	-
06:30	6	5	1	0	0	0	0	0	0	0	0	0	0	0	32.2	-
06:45	10	7	0	2	1	0	0	0	0	0	0	0	0	0	27.2	-
07:00	6	6	0	0	0	0	0	0	0	0	0	0	0	0	24.4	-
07:15	11	9	0	2	0	0	0	0	0	0	0	0	0	0	25.1	26.6
07:30	6	4	0	2	0	0	0	0	0	0	0	0	0	0	26	-
07:45	7	5	0	1	0	1	0	0	0	0	0	0	0	0	22.7	-
08:00	2	2	0	0	0	0	0	0	0	0	0	0	0	0	27.5	-
08:15	13	9	0	3	0	1	0	0	0	0	0	0	0	0	27.6	32.4
08:30	7	5	0	1	0	0	0	0	0	1	0	0	0	0	23.7	-
08:45	13	8	0	5	0	0	0	0	0	0	0	0	0	0	23.8	29.5
09:00	8	5	0	3	0	0	0	0	0	0	0	0	0	0	24.3	-
09:15	5	4	0	1	0	0	0	0	0	0	0	0	0	0	25.6	-
09:30	14	11	0	1	2	0	0	0	0	0	0	0	0	0	25.6	30.2
09:45	14	9	1	3	1	0	0	0	0	0	0	0	0	0	26.3	30.6
10:00	13	12	0	1	0	0	0	0	0	0	0	0	0	0	29.5	32.8
10:15	10	9	0	1	0	0	0	0	0	0	0	0	0	0	28.5	-
10:30	12	9	0	3	0	0	0	0	0	0	0	0	0	0	25.9	29.2
10:45	20	14	1	4	0	1	0	0	0	0	0	0	0	0	27.4	32
11:00	12	11	0	1	0	0	0	0	0	0	0	0	0	0	28.5	30.6
11:15	14	9	0	4	1	0	0	0	0	0	0	0	0	0	27.9	31
11:30	12	8	0	3	1	0	0	0	0	0	0	0	0	0	28	33.5
11:45	20	15	0	5	0	0	0	0	0	0	0	0	0	0	29.8	32.8
12:00	14	13	0	0	1	0	0	0	0	0	0	0	0	0	29.9	37.1
12:15	10	9	0	0	0	0	0	0	0	1	0	0	0	0	24.6	-
12:30	17	16	0	1	0	0	0	0	0	0	0	0	0	0	27.7	32.8
12:45	58	52	0	1	4	0	0	0	0	0	0	0	0	1	26.9	30.6
13:00	61	60	0	1	0	0	0	0	0	0	0	0	0	0	29.1	31.7
13:15	27	26	0	1	0	0	0	0	0	0	0	0	0	0	28.3	31.3
13:30	27	26	0	1	0	0	0	0	0	0	0	0	0	0	28.4	31
13:45	13	13	0	0	0	0	0	0	0	0	0	0	0	0	30	33.8
14:00	18	14	1	2	1	0	0	0	0	0	0	0	0	0	27.1	31.3
14:15	14	14	0	0	0	0	0	0	0	0	0	0	0	0	29.1	33.1
14:30	26	25	0	1	0	0	0	0	0	0	0	0	0	0	27	32
14:45	13	11	0	0	2	0	0	0	0	0	0	0	0	0	29.9	36.7
15:00	34	32	0	2	0	0	0	0	0	0	0	0	0	0	27.9	32.4
15:15	21	20	0	1	0	0	0	0	0	0	0	0	0	0	31.6	36.7
15:30	19	17	0	1	0	0	0	0	0	0	0	0	0	1	29.1	34.2
15:45	34	30	0	4	0	0	0	0	0	0	0	0	0	0	27.1	34.2
16:00	39	38	0	1	0	0	0	0	0	0	0	0	0	0	31.8	35.3
16:15	19	18	0	0	0	0	0	0	0	0	0	0	0	1	33.7	36
16:30	20	20	0	0	0	0	0	0	0	0	0	0	0	0	33.9	37.4
16:45	25	22	0	1	1	0	0	0	0	0	0	0	0	1	32.1	37.4
17:00	22	21	0	0	0	0	0	0	0	0	0	0	0	1	31.5	36.7
17:15	15	13	0	2	0	0	0	0	0	0	0	0	0	0	30.1	33.5
17:30	14	14	0	0	0	0	0	0	0	0	0	0	0	0	32.7	34.2
17:45	14	13	0	1	0	0	0	0	0	0	0	0	0	0	30.7	33.5
18:00	12	11	0	1	0	0	0	0	0	0	0	0	0	0	31.8	34.6
18:15	13	12	0	1	0	0	0	0	0	0	0	0	0	0	31.9	33.1
18:30	5	5	0	0	0	0	0	0	0	0	0	0	0	0	32	-
18:45	7	7	0	0	0	0	0	0	0	0	0	0	0	0	35	-
19:00	8	8	0	0	0	0	0	0	0	0	0	0	0	0	31.2	-
19:15	9	9	0	0	0	0	0	0	0	0	0	0	0	0	32.1	-
19:30	5	5	0	0	0	0	0	0	0	0	0	0	0	0	37.5	-
19:45	2	2	0	0	0	0	0	0	0	0	0	0	0	0	34.5	-
20:00	9	9	0	0	0	0	0	0	0	0	0	0	0	0	29.8	-
20:15	7	6	0	1	0	0	0	0	0	0	0	0	0	0	32.2	-
20:30	16	15	0	0	0	0	0	0	0	1	0	0	0	0	31.1	35.3
20:45	29	27	0	0	1	0	0	0	0	0	0	0	0	1	35.8	41
21:00	36	31	0	2	1	0	0	0	0	0	0	0	0	2	32	36.4
21:15	8	8	0	0	0	0	0	0	0	0	0	0	0	0	35.6	-
21:30	9	8	0	0	0	0	0	0	0	0	0	0	0	1	31.1	-
21:45	9	8	0	0	1	0	0	0	0	0	0	0	0	0	31.6	-
22:00	10	10	0	0	0	0	0	0	0	0	0	0	0	0	33.9	-
22:15	16	11	0	1	0	0	0	0	0	0	0	0	0	4	29.3	34.6
22:30	14	14	0	0	0	0	0	0	0	0	0	0	0	0	33.2	37.4
22:45	8	7	0	1	0	0	0	0	0	0	0	0	0	0	32	-
23:00	3	3	0	0	0	0	0	0	0	0	0	0	0	0	29.6	-
23:15	7	5	0	2	0	0	0	0	0	0	0	0	0	0	28.9	-
23:30	2	2	0	0	0	0	0	0	0	0	0	0	0	0	29.5	-
23:45	6	6	0	0	0	0	0	0	0	0	0	0	0	0	31.9	-
00:00	1125	988	4	91	20	6	0	0	3	0	0	13	29.6	34.6		
07:09	65	48	0	14	0	2	0	0	1	0	0	0	25.0	31.0		
16-18	168	159	0	5	1	0	0	0	0	0	0	3	32.1	36.0		
Off-Peak	892	781	4	72	19	4	0	0	0	2	0	10				



Appendix D: Community Consultation Summary



Appendix E: Consultation Materials

Heavy Vehicle Movement Report: Use of Wirega Ave & Garema Circuit - Kingsgrove



WestConnex



New M5

Our team came to see you today regarding the information in the attached notification.

Please call us on the number below and ask to speak to Kamini or Diana so we can answer any questions and provide further information if required.

Regards

For more information, please call the WestConnex Information Line on 1800 660 248 (toll free) and ask to speak to a member of the New M5 team or email us at info@newm5.com.au.

westconnex.com.au

WestConnex



New M5



We speak your language

ENGLISH

To learn more, simply visit westconnex.com.au/yourlanguage. Need an interpreter? Call the Translating and Interpreting Service on 131 450.

ARABIC

لمعرفة المزيد، ما عليك سوى زيارة westconnex.com.au/yourlanguage. تحتاج إلى مترجم؟ اتصل بخدمة الترجمة اللغوية والترجمة الشفوية على الرقم 131450.

CHINESE

如想了解更多詳情，請訪問 westconnex.com.au/yourlanguage。如需要翻譯，請撥打翻譯與口譯熱線131 450。

GREEK

Για να μάθετε περισσότερα, απλά επισκεφθείτε το westconnex.com.au/yourlanguage. Χρειάζεστε διαμετρήσεις; Καλέστε την Υπηρεσία Μετάφραστών και Συμμετρήσεων στο 131 450.

HINDI

अधिक जानने के लिए वेबसाइट westconnex.com.au/yourlanguage पर देखें। सहायता के लिए हमें 131 450 पर कॉल करें।

ITALIAN

Per saperne di più, vai semplicemente al sito westconnex.com.au/yourlanguage. Hai bisogno di un interprete? Chiama il servizio d'interpretazione e traduzione al numero 131 450.

KOREAN

더 자세히 알고 싶으시면, 방문 westconnex.com.au/yourlanguage 를 방문하시면 됩니다. 통역사가 필요하십니까? 번역 및 통역 서비스에 131 450으로 연락하십시오.

VIETNAMESE

Để biết thêm, chỉ cần tới trang mạng westconnex.com.au/yourlanguage. Cần thông dịch viên? Hãy điện thoại cho Dịch vụ Thông Phiên Dịch ở số 131 450.

westconnex.com.au





New M5

Notification | September 2016

15 September 2016

Use of Garema Circuit and Wirega Avenue, Kingsgrove for construction access

Work is underway on WestConnex which involves widening and extending the M4 and M5 and joining them to create a free-flowing motorway network.

As part of the project, the New M5 will duplicate the existing M5 East corridor, doubling vehicle capacity and easing congestion between St Peters and Beverly Hills. It will include twin tunnels, an upgrade of King Georges Road Interchange and a new interchange at St Peters. For more information, visit westconnex.com.au/NewM5.

Site establishment for the New M5 Kingsgrove North compound is underway and tunnelling work is scheduled to commence from 27-31 Garema Avenue, Kingsgrove in late 2016.

Once site establishment is complete and shaft excavation and tunnelling commences, construction vehicles will access the site directly from the M5 East as well as via Moorefields Road, Wirega Avenue and Garema Circuit. As tunnelling is carried out 24 hours per day, seven days per week, some vehicles will need to use these roads on a continual basis. A map showing the vehicle access routes is provided overleaf.

At the peak of tunnelling activity between July and September 2017, approximately 350 vehicle movements are expected on this route each day, mainly between 6.00 am and 6.00 pm.

Up to ten light vehicle movements and five heavy vehicle movements are expected on these roads every **night between 6.00 pm and 6.00 am**. The predicted noise from these vehicle movements is not expected to significantly impact residents and businesses on these roads.

If you would like further information or want to discuss the construction routes in Kingsgrove, please call 1800 660 248 and ask to speak to a member of the New M5 community engagement team or email info@newm5.com.au.

Notification No. 142



We speak your language

To learn more simply visit westconnex.com.au/yourlanguage. Need an interpreter? Call the Translating and Interpreting Service on 131 450

ABOUT WESTCONNEX

WestConnex is part of a broader transport plan for Sydney which includes improved public transport, such as Sydney Metro and light rail, as well as better, more reliable motorway solutions. More than two-thirds of WestConnex will be built underground. Once complete, motorists will be able to avoid up to 52 sets of traffic lights and enjoy significant travel time savings.

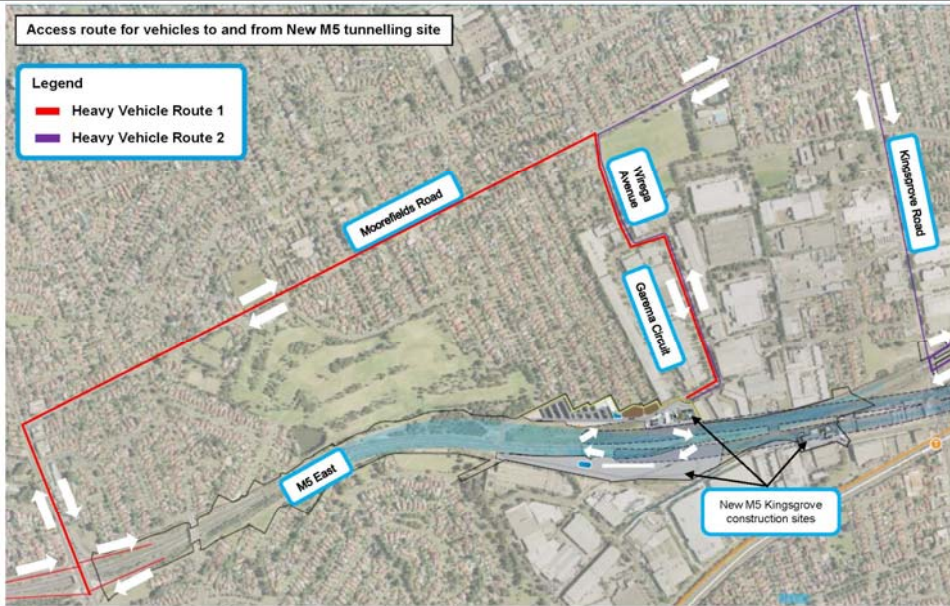
For more information

✉ info@newm5.com.au
☎ 1800 660 248
🌐 westconnex.com.au
📱

Constructed by



Heavy Vehicle Movement Report: Use of Wirega Ave & Garema Circuit - Kingsgrove



1800 660 248

info@newm5.com.au

westconnex.com.au



Appendix F: City of Canterbury Bankstown Council Consultation
